

# CALIFORNIA GRAPE CRUSH

# 2024

FINAL REPORT  
MARCH 10, 2025



CALIFORNIA DEPARTMENT OF FOOD AND AGRICULTURE

# MAP AND DEFINITIONS OF CALIFORNIA GRAPE PRICING DISTRICTS



1. Mendocino County
2. Lake County
3. Sonoma and Marin Counties
4. Napa County
5. Solano County
6. Alameda, Contra Costa, Santa Clara, San Francisco, San Mateo, and Santa Cruz Counties
7. Monterey and San Benito Counties
8. San Luis Obispo, Santa Barbara, and Ventura Counties
9. Yolo County north of Interstate 80 to the junction of Interstate 80 and U.S. 50 and north of U.S. 50; Sacramento County north of U.S. 50; Del Norte, Siskiyou, Modoc, Humboldt, Trinity, Shasta, Lassen, Tehama, Plumas, Glenn, Butte, Colusa, Sutter, Yuba, and Sierra Counties.
10. Nevada, Placer, El Dorado, Amador, Calaveras, Tuolumne and Mariposa Counties
11. San Joaquin County north of State Highway 4; and Sacramento County south of U.S. 50 and east of Interstate 5
12. San Joaquin County south of State Highway 4; Stanislaus and Merced Counties
13. Madera, Fresno, Alpine, Mono, Inyo Counties; and Kings and Tulare Counties north of Nevada Avenue (Avenue 192)
14. Kings and Tulare Counties south of Nevada Avenue (Avenue 192); and Kern County
15. Los Angeles and San Bernardino Counties
16. Orange, Riverside, San Diego, and Imperial Counties
17. Yolo County south of Interstate 80 from the Solano County line to the Junction of Interstate 80 and U.S. 50 and south of U.S. 50; and Sacramento County south of U.S. 50 and west of Interstate 5

## TABLE OF CONTENTS

GRAPE CRUSH REPORT OVERVIEW .....	5
EXPLANATION OF TABLES .....	8
TABLE 1: State totals of grapes for crushing by type and variety, weighted average degrees Brix, and weighted average dollars per ton, 2023-24 .....	10
TABLE 2: Tons of grapes crushed by California processors from the 2024 crop by type, variety, and reporting district where grown, with comparisons.....	12
TABLE 3: Weighted average degrees Brix for all grapes crushed by California processors from the 2024 crop by type, variety, and reporting district where grown, with comparisons.....	16
TABLE 4: Tons of grapes purchased for wine, concentrate, juice, vinegar, and beverage brandy, by California processors from the 2024 crop by type, variety, and reporting district where grown, with comparisons.....	18
TABLE 5: Weighted average degrees Brix for all grapes purchased for wine, concentrate, juice, vinegar, and beverage brandy, by California processors from the 2024 crop by type, variety, and reporting district where grown, with comparisons.....	22
TABLE 6: Weighted average grower returns per ton, delivered basis, purchased for wine, concentrate, juice, vinegar, and beverage brandy, by California processors from the 2024 crop by type, variety, and reporting district where grown, with comparisons .....	24
TABLE 7: Tons of grapes purchased by California processors as distilling material other than beverage brandy from the 2024 crop by type and variety, with comparisons.....	28
TABLE 8: Base price paid to growers for grapes crushed and delivered to California processors, from the 2024 crop, with Brix factors and purchased tonnage, by type, variety, reporting district where grown, and weighted average base price.....	29
Supplement: 2024 Brix Adjustment Factors .....	140
TABLE 9: Tons of grapes crushed to growers' accounts by California processors from the 2024 crop by type, variety, and reporting district where grown, with comparisons. ....	143
TABLE 10: Weighted average grower returns per ton, delivered basis, non-related purchase for wine, concentrate, juice, vinegar, and beverage brandy, by California processors from the 2024 crop by type, variety, and reporting district where grown, with comparisons.....	145

---

### COMPILED AND PUBLISHED BY:

California Department of Food and Agriculture

in cooperation with

USDA National Agricultural Statistics Service

Pacific Regional Office

650 Capitol Mall, Suite 6-100

Sacramento, CA 95814

(916) 738-6569 --- [GrapeCrushTeam@usda.gov](mailto:GrapeCrushTeam@usda.gov)

[nass.usda.gov/ca](http://nass.usda.gov/ca) --- [cdfa.ca.gov/mkt/grapecrush](http://cdfa.ca.gov/mkt/grapecrush)

*All photos by Sav Moore*

March 10, 2025

# THANK YOU GROWERS AND VINTNERS

The Pacific Regional Office of USDA National Agricultural Statistics Service (NASS) and the California Department of Food and Agriculture (CDFA) appreciate the timely reporting by the State's vintners in the preparation of the *2024 Grape Crush Report*.

NASS and CDFA also conduct an annual acreage survey in partnership with California grape growers. The *Grape Acreage Report* contains information on new plantings and removals of grapes.

The *2024 Grape Crush Report* and *Grape Acreage Report* are available on the NASS website at:

**[nass.usda.gov/ca](https://nass.usda.gov/ca)**



## GRAPE CRUSH REPORT OVERVIEW

Information contained in this Report was supplied by processors to fulfill the reporting requirements of Section 55601.5 of the Food and Agricultural Code.

The Final Grape Crush Report includes all grape tonnage crushed during the 2024 season. It also includes purchased tonnage and pricing information for grapes with final prices prior to January 10, 2025.

Details of the crushed tonnage, degrees Brix, and weighted average prices were reported by grape type and variety, as well as by grape pricing districts. The 17 districts refer to the area in which the grapes were grown as defined in the Administrative Code. A district map is located on the inside of the front cover.

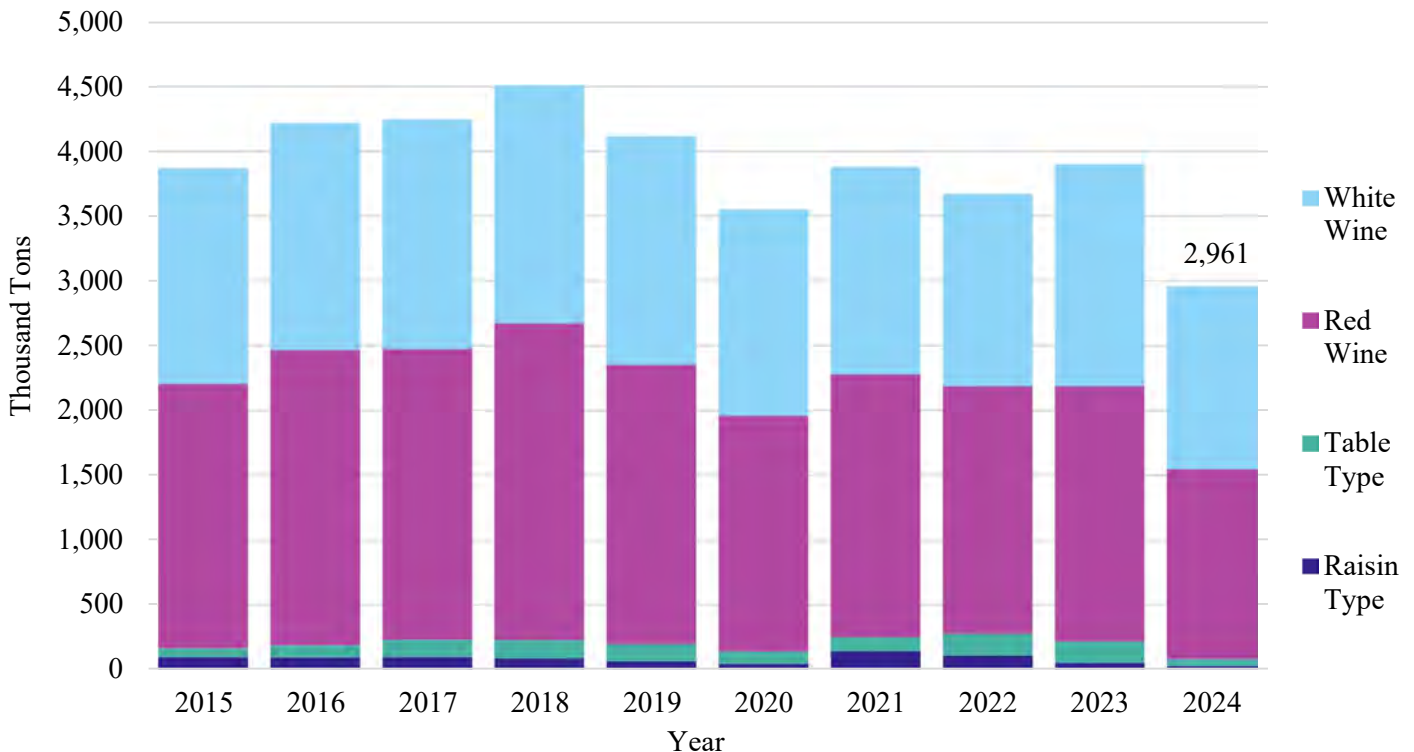
### SUMMARY OF GRAPE TONNAGES AND PRICES

The 2024 crush totaled 2,961,433 tons, down 24.1% from the 2023 crush of 3,899,631 tons. Red wine varieties accounted for the largest share of all grapes crushed, at 1,466,346 tons, down 25.7% from 2023. White wine varieties crushed totaled 1,417,993 tons, down 17.2% from 2023. Tons crushed of raisin type varieties totaled 23,630, down 51.7% from 2023, and tons crushed of table type varieties totaled 53,463, down 67.8% from 2023.

The Grape Crush Report includes the total number of tons crushed for concentrate production. In determining grape tonnage crushed for concentrate production, each processor was required to report the estimated equivalent tons of grapes crushed for grape concentrate. For the 2024 season, this total was 270,519 tons, 9.1% of the 2024 grape crush total. This report provides only the aggregate figure for grapes crushed for concentrate production and does not include information by district, type, or variety.

The 2024 average price of all varieties was \$1,009.60, down 2.9% from 2023. Average prices for the 2024 crop by type were as follows: red wine grapes, \$1,335.93, down 0.7% from 2023; white wine grapes, \$706.84, down 3.6% from 2023; raisin grapes, \$296.41, up 2.9% from 2023; and table grapes, \$150.65, down 22.5% from 2023.

### California Grapes Crushed 2015-2024



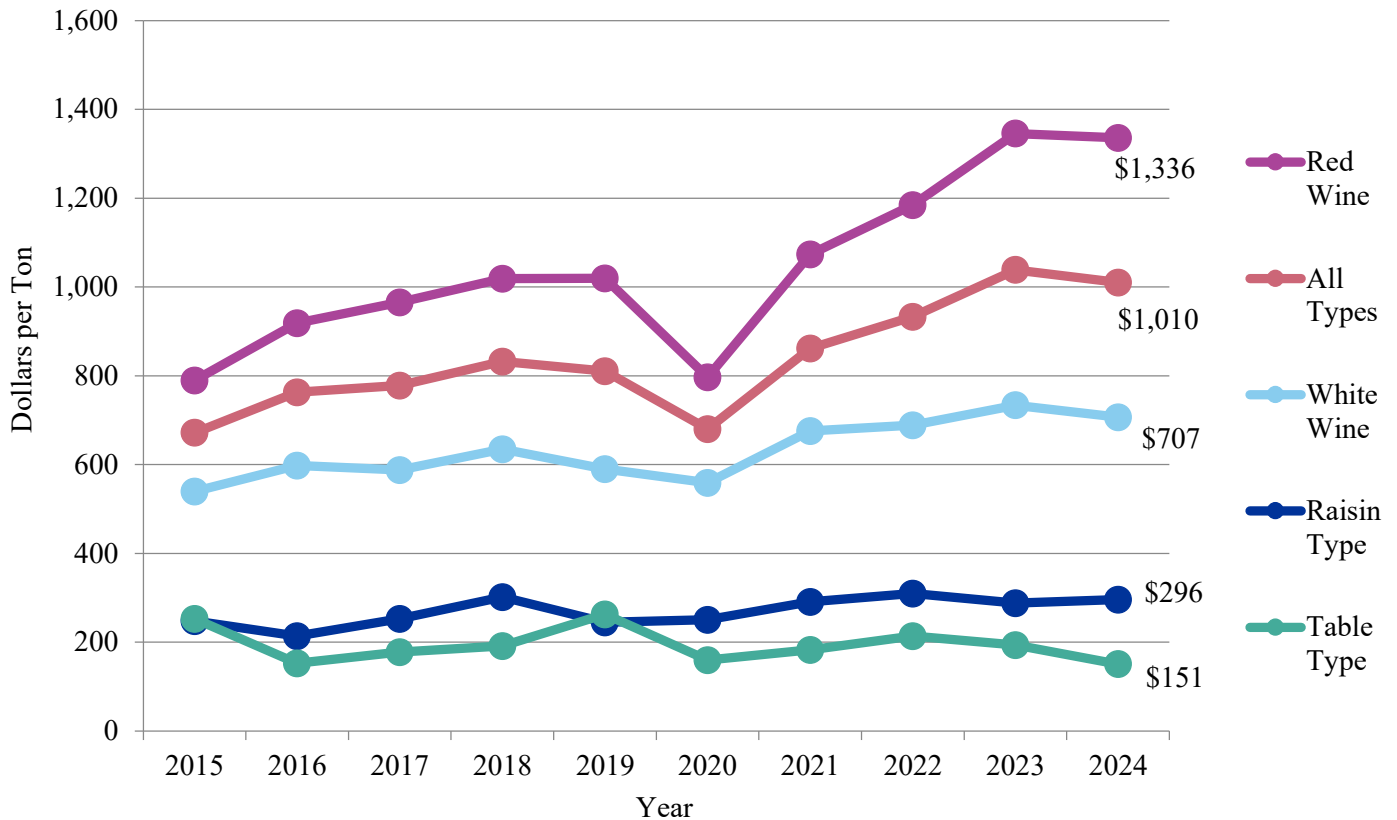
Source: USDA, National Agricultural Statistics Service, Pacific Regional Office

## CALIFORNIA GRAPE CRUSH TONNAGE AND PRICE, 2004-2024

Crop year	Red wine type		White wine type		Total wine type		Raisin type		Table type		All types	
	Thousand tons	\$/ton	Thousand tons	\$/ton	Thousand tons	\$/ton	Thousand tons	\$/ton	Thousand tons	\$/ton	Thousand tons	\$/ton
2004	1,639	627	1,136	487	2,775	571	727	200	113	199	3,615	482
2005	2,235	634	1,521	507	3,756	583	467	164	106	121	4,330	533
2006	1,874	637	1,263	503	3,136	583	267	154	86	137	3,489	548
2007	1,875	627	1,372	482	3,248	565	364	155	63	138	3,674	522
2008	1,676	661	1,338	543	3,015	609	494	224	165	180	3,674	547
2009	2,078	671	1,625	536	3,703	612	307	171	85	143	4,095	574
2010	2,051	628	1,538	501	3,589	574	274	215	124	174	3,986	545
2011	1,920	708	1,427	542	3,347	637	373	265	155	219	3,874	592
2012	2,292	884	1,726	625	4,018	773	270	319	99	272	4,387	738
2013	2,417	852	1,829	623	4,246	754	328	255	127	222	4,700	713
2014	2,141	893	1,753	596	3,894	759	156	233	95	234	4,145	744
2015	2,041	790	1,664	540	3,705	679	92	248	71	253	3,868	672
2016	2,280	919	1,751	598	4,032	780	90	214	95	153	4,217	763
2017	2,250	966	1,766	588	4,016	800	94	253	132	178	4,242	778
2018	2,447	1,019	1,834	635	4,281	856	83	302	142	192	4,506	832
2019	2,158	1,020	1,762	590	3,920	827	61	245	134	263	4,115	811
2020	1,822	797	1,591	559	3,414	685	42	251	95	160	3,551	680
2021	2,033	1,074	1,601	676	3,634	898	138	291	108	183	3,880	862
2022	1,914	1,185	1,483	689	3,397	967	106	310	168	214	3,671	933
2023	1,972	1,346	1,713	734	3,685	1,056	49	288	166	194	3,900	1,039
2024	1,466	1,336	1,418	707	2,884	1,021	24	296	53	151	2,961	1,010

Source: USDA, National Agricultural Statistics Service, Pacific Regional Office

### California Grape Crush, Dollars per Ton 2015-2024



Source: USDA, National Agricultural Statistics Service, Pacific Regional Office

## LEADING GRAPE VARIETIES AND DISTRICTS

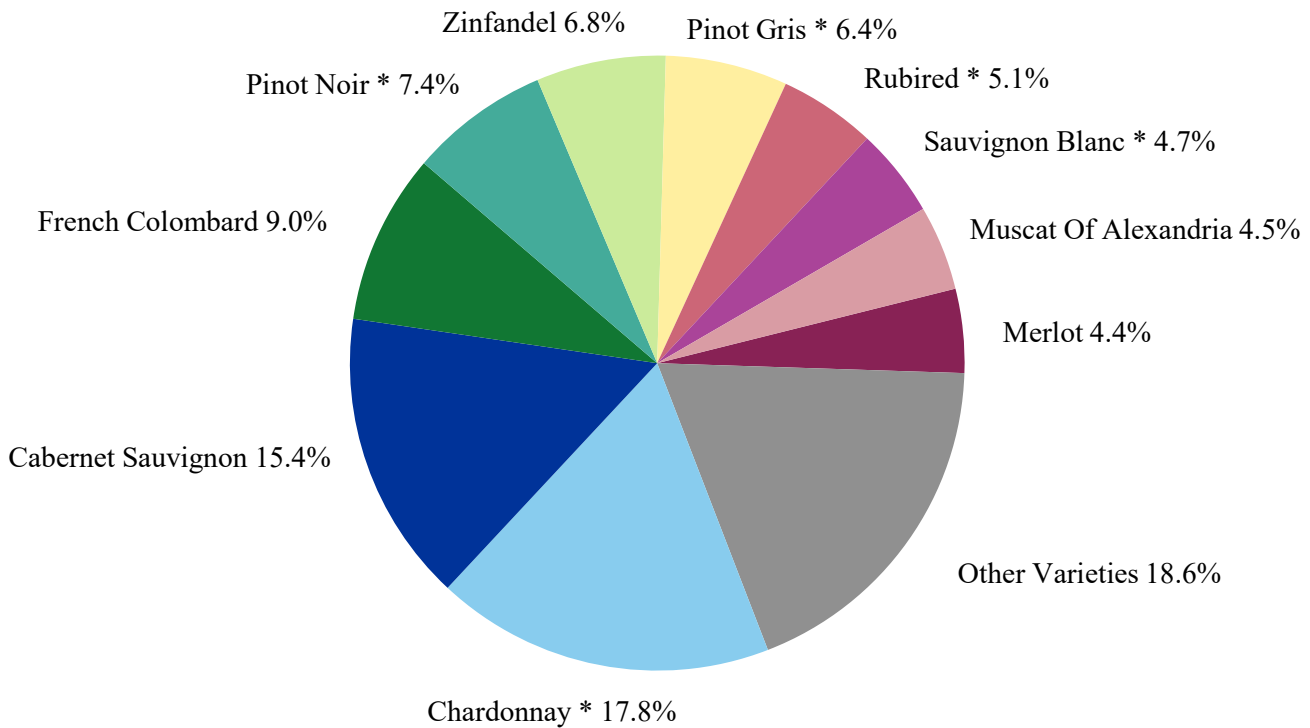
In 2024, Chardonnay continued to account for the largest percentage of the total tonnage crushed at 17.8%. Cabernet Sauvignon accounted for the second largest percentage of the total crush at 15.4%. Raisin grape varieties crushed for wine accounted for 0.8% of the total crush and table varieties crushed for wine were 1.8% of the total crush.

District 13 (Madera, Fresno, Alpine, Mono, Inyo Counties; and Kings and Tulare Counties north of Nevada Avenue (Avenue 192)), had the largest share of the State’s crush at 907,220 tons. The average price per ton in District 13 was \$338.64.

Grapes produced in District 4 (Napa County) received the highest average price at \$6,938.96 per ton, down 1.3% from 2023. District 3 (Sonoma and Marin counties) received the second highest average price at \$2,927.18 per ton, down 1.8% from 2023.

The 2024 Chardonnay average price of \$1,056.63 was down 1.4% from 2023 and the Cabernet Sauvignon average price of \$2,181.93 was up 2.7% from 2023. The 2024 average price for French Colombard was \$306.60, down 3.7% from 2023, while the Pinot Noir average price was up 1.6% from 2023, at \$1,728.36 per ton.

### Leading Grape Varieties Crushed in California Percent of Total 2024 Crush <sup>1</sup>



Source: USDA, National Agricultural Statistics Service, Pacific Regional Office

\*Synonyms for variety names are shown on Page 9 of the *California Grape Crush Report, Final 2024*.

<sup>1</sup> Percentages may not add to 100%, due to rounding.

## EXPLANATION OF TABLES

**TABLE 1** is a summary of the 2024 crop State totals by grape type and varieties that are shown in detail by grape pricing districts in Tables 2 through 6. State totals and averages for 2023 are shown for comparison.

**TABLE 2** includes over-the-scale fresh tonnage of all grapes crushed by California processors from the 2024 crop. Over-the-scale fresh weight tonnage includes materials other than grapes (MOG) and defects. This table is broken down by the 17 grape pricing districts and by variety. State totals for 2023 are shown for comparison. Crushed tonnage includes all grapes crushed whether: grown and crushed by processors; purchased and crushed by processors; crushed by cooperatives, juice manufacturers, etc.; or crushed for others, including growers.

**TABLE 3** shows the weighted average degrees Brix for all grapes crushed (TABLE 2) by California processors from the 2024 crop. The weighted average degrees Brix is reported by grape pricing districts and variety. State averages for 2023 are shown for comparison.

**TABLE 4** includes net weight fresh tonnage of all grapes purchased for wine, concentrate, juice, vinegar, and beverage brandy by California processors from the 2024 crop. Net weight fresh tonnage does not include material other than grapes (MOG) and defects or other weight adjustments deducted from gross weight. The purchased tonnage is reported by variety and grape pricing districts. State totals for 2023 are shown for comparison. TABLE 4 does not include tonnage purchased as distilling material other than beverage brandy; this is shown in TABLE 7. Prices for all tonnage shown in this table are final and not subject to change. Grapes pooled by cooperatives, those grown by processors and used for their own production and grapes crushed to growers' accounts are not included.

**TABLE 5** shows the weighted average degrees Brix for all grapes purchased for wine, concentrate, juice, vinegar, and beverage brandy (TABLE 4) by California processors from the 2024 crop. The weighted average degrees Brix is reported by grape pricing districts and variety. State averages for 2023 are shown for comparison. TABLE 5 does not include degrees Brix of tonnage purchased as distilling material other than beverage brandy; this is shown in TABLE 7. Grapes pooled by cooperatives, those grown by processors and used for their own production and grapes crushed to growers' accounts are not included.

**TABLE 6** gives the weighted average price per ton, delivered basis, of all tonnage purchased for wine, concentrate, juice, vinegar, and beverage brandy (TABLE 4) by California processors from the 2024 crop. The weighted average prices are reported by variety, and grape pricing districts. State averages for 2023 are shown for comparison. TABLE 6 does not include prices of tonnage purchased as distilling material other than beverage brandy; this is shown in TABLE 7. Prices shown in this table are final and not subject to change. Grapes pooled by cooperatives, those grown by processors and used for their own production and grapes crushed to growers' accounts are not included.

Weighted average prices reflect final prices through January 10, 2025 and include any Brix adjustments, bonuses, or allowances. Prices are equivalent to delivered basis in the area grown including normal within-area hauling allowances. Purchases made on a roadside basis include the usual hauling allowance for local delivery in the area grown. Out-of-area purchases made on a delivered basis do not include extra hauling allowances for delivery outside the area.

The next example indicates the method used for calculating weighted averages.

The following two purchases were made.

Variety	District	Tons	Degrees Brix	Base Price	Price Paid Per Ton	Acceptable Brix Limits	Brix Adjustment Factors	Brix Adjustment Limits
<i>Petite Sirah</i>	<i>1</i>	<b>155.5</b>	<b>20.6</b>	<i>\$450.00</i>	<b>\$364.50</b>	<i>19 - 25</i>	<i>+ or - 10%</i>	<i>Base 22, Min 20, Max 24</i>
<i>Petite Sirah</i>	<i>1</i>	<b>20.5</b>	<b>19.0</b>	<i>\$450.00</i>	<b>\$418.50</b>	<i>19 - 25</i>	<i>+ or - 10%</i>	<i>Base 22, Min 20, Max 24</i>

*Note: The variety, district, base price, and Brix Adjustment Factors (including Brix limits) are the same. The tons purchased, degrees Brix, and price paid per ton are the only differences in this example.*

**Step 1:** Multiply the tons by the Brix for each lot purchased and then add the products to get the total. Also, add the tons purchased.

Variety	District	Tons	Degrees Brix	Total (Tons X Brix)
<i>Petite Sirah</i>	<i>1</i>	<b>155.5</b>	<b>20.6</b>	<b>155.5 X 20.6 = 3,203.3</b>
<i>Petite Sirah</i>	<i>1</i>	<b>20.5</b>	<b>19.0</b>	<b>20.5 X 19.0 = 389.5</b>
<b>TOTALS</b>		<b>176.0</b>		<b>3,592.8</b>

**Step 2:** Divide the total (3,592.8) by the total tons purchased (176.0) to get the **Weighted Average Degrees Brix**.

$$\frac{3,592.8}{176.0} = 20.4$$

**Step 3:** Multiply the purchased tons by the Price Paid Per Ton for each lot purchased and then add the products to get the total.

Variety	District	Tons	Price Paid Per Ton	Total (Tons X Price Paid Per Ton)
Petite Sirah	1	155.5	\$364.50	155.5 X 364.50 = 56,679.8
Petite Sirah	1	20.5	\$418.50	20.5 X 418.50 = 8,579.3
<b>TOTALS</b>		<b>176.0</b>		<b>65,259.1</b>

**Step 4:** Divide the total (65,259.1) by the total tons purchased (176.0) to get the **Weighted Average Price Per Ton:**

$$\frac{65,259.1}{176.0} = \$370.79$$

**TABLE 7** shows all grape tonnage purchased as distilling material other than beverage brandy by California processors from the 2024 crop. The tonnage, weighted average degrees Brix, and price per ton are shown by grape type and variety. State totals and averages for 2023 are given for comparison.

**TABLE 8** shows base prices paid to growers by Brix adjustment factors, purchased tonnage, type, variety and reporting district where grown. Weighted average base prices and total purchased tonnage are included.

The Brix adjustment factors determine adjustments to base prices to compensate for sugar variations. In this report, adjustments are expressed in dollars per ton, or percent of base price per degree variance from the established Brix base. Occasional lots are traded on price per degree Brix as delivered.

**TABLE 9** includes tonnage of all grapes crushed to growers' accounts by California processors from the 2024 crop. Growers retained ownership of these grapes at the time of crushing. This tonnage is reported by grape pricing district and variety. Comparisons with 2023 are shown. *(Table 9 only appears in the Final Grape Crush Report.)*

**TABLE 10** gives the weighted average price per ton, delivered basis, of all tonnage purchased from non-related sources for wine, concentrate, juice, vinegar, and beverage brandy (TABLE 4) by California processors from the 2024 crop. The weighted average prices are reported by variety, and grape pricing districts. State averages for 2023 are shown for comparison. TABLE 10 does not include prices of tonnage purchased as distilling material other than beverage brandy, this is shown in TABLE 7. Prices shown in this table are final and not subject to change. Grapes pooled by cooperatives, those grown by processors and used for their own production and grapes crushed to growers' accounts are not included.

**Non-Related Purchased Tons:** Excludes tonnage of grapes purchased from a grower if:

- The grower or an affiliate of the grower, or both the grower and the affiliate of the grower, owned, directly or indirectly, at least 5 percent of the indicia of ownership or voting authority of the winery (processor);
- The winery (processor) or an affiliate of the winery, or both the winery and the affiliate of the winery, owned, directly or indirectly, at least 5 percent of the indicia of ownership or voting authority of the grower;
- The winery (processor) or an affiliate of the winery, or both the winery and the affiliate of the winery, provided long-term financing to the grower in exchange for rights or options to purchase a significant portion of the grower's harvest.

Grape Variety Synonyms			Varieties included in:
Albarino * -Alvarinho	Lambrusco * -Colorino	Sangiovese * -Sangiovese	Other Red Wine -Alvarelhao, Black Prince, Canaiolo Nero, Carmine, Cilegiolo, Corvina, Early Burgundy, Friulano, Grand Noir, Marechal Foch, Marquette, Muscardin, Paseante Noir, Peloursin, Petit Bouschet, Pfeffer Cabernet, Ribolla Nera, Rondinella, Salvador, Schioppettino, Terret Noir, Tinta Amarela, Tinta Barroca, Tinta Francisca, Touriga Francesca, Vaccaresse, Zweigelt Other Table -Allison, American Rose, Candy Snaps, Arra Mystic Dream, Arra Passion Punch, Concord, Flaming Red, Regal Seedless, Ruby Seedless, Sweet Globe, Sweet Scarlet, Timco, Vintage Red Other White Wine -Ambulo Blanc, Arinto, Bacchus, Bourboulenc, Caminante Blanc, Catarratto, Chasselas Dore, Coda Di Volpe, Folle Blanche, Greco, Green Hungarian, Kerner, Koshu, Loureiro, Pedro Ximenes, Petit Manseng, Rkatsiteli, Scheurebe, Verdicchio
Alicante Bouschet * -Alicante	Marechal Foch * - Foch	Sauvignon Blanc * -Sauvignon	
Blanc Seedless * -Pristine	Meunier * -Pinot Meunier	Musque	
Blaufraenkisch * -Lemberger	Mission * -Rose of Peru	Sauvignon Vert * -Muscadelle	
Burger * -Monbadon	Moscato Gaillo * -Muscat Yellow	Savagnin * -Traminer,	
Chardonnay * -Pinot Chardonnay,	Mourvedre * -Mataro, Monastrell	Schiava Grossa * - Black Prince	
Chardonnay Musque	Muscat Blanc * -Muscat Canelli,	Schioppettino - Ribolla Nera	
Cinsaut * -Black Malvoisie,	Muscat Blanc A Petits Grains	St. Emilion * -Ugni Blanc,	
Black Malvasia	Muscat Hamburg * -Black Muscat	Trebbiano	
Crimson Seedless * -Red Crimson	Negrette * -Pinot St. George	Sugraone * -Superior Seedless Brand	
Emerald Seedless * -Black Seedless	Nero D'avola * -Calabrese	Syrah * -French Syrah, Shiraz,	
Flame Seedless * -Red Flame	Palomino * -Golden Chasselas	Syrah Noir	
Gray Riesling * -Trousseau Gris	Pfeffer Cabernet * -Pinot Grigio	Tempranillo * -Tinta Roriz,	
Great Green * -Green Envy,	Pinot Gris * -Pinot Grigio	Valdepenas	
Big Green	Pinot Noir* -Pinot Pom 4,	Thompson Seedless * -Sultana	
Grenache * -Grenache Noir	Pinot Dijon	Timco * - Sheeene 13	
Grenache Blanc * -Garnacha Blanca	Princess * -Melissa	Touriga Nacional * -Touriga	
Grenache Gris * -Garnacha Gris	Red Globe * -Rose Ito	Trousseau * -Bastardo	
Ivory * -Sheeene 21, Ivory	Refosco * -Mondeuse	Valdiguie * -Gamay, Gamay (Napa)	
Seedless, Sugar Crunch,	Ribolla Gialla * -Rebolla	Vermantino * -Vennentino	
Summer Crunch	Rubired * -Tintoria	White Riesling * -Riesling,	
Krissy * -Sheeene 12	Ruby Seedless * -King Ruby	Johannisberg Riesling	

\* indicates the published name includes more than one variety name

**TABLE 1: STATE TOTALS OF GRAPES FOR CRUSHING BY TYPE AND VARIETY,  
WEIGHTED AVERAGE DEGREES BRUX, AND WEIGHTED AVERAGE DOLLARS PER TON, 2023-24**

Type and Variety	Total Tons Crushed		Avg. Brux Crushed		Total Purchased Tons		Avg. Brux Purchased		Wtd. Avg. Dollars Per Ton	
	2024	2023	2024	2023	2024	2023	2024	2023	2024	2023
<b>RAISIN GRAPES</b>										
Fiesta	4,076.4	6,371.3	22.1	21.7	3,112.5	5,442.8	21.8	21.6	293.36	255.05
Thompson Seedless *	19,553.9	42,538.5	19.8	19.2	18,035.4	38,823.3	19.9	19.1	296.94	292.72
<b>Total Raisin</b>	<b>23,630.3</b>	<b>48,909.8</b>	<b>20.2</b>	<b>19.5</b>	<b>21,147.9</b>	<b>44,266.1</b>	<b>20.2</b>	<b>19.4</b>	<b>296.41</b>	<b>288.09</b>
<b>TABLE GRAPES</b>										
Arra Passion Fire	1,823.4	0.0	22.9	--	0.0	0.0	--	--	--	--
Arra Sweeties	326.2	0.0	20.6	--	0.0	0.0	--	--	--	--
Autumn King	5,714.8	18,494.1	20.6	18.7	2,184.5	695.5	20.3	18.7	222.33	180.00
Autumn Royal	614.5	4,236.0	21.2	20.1	0.0	1,098.9	--	21.9	--	185.90
Blanc Seedless *	1,462.1	3,629.2	19.6	20.5	0.0	0.0	--	--	--	--
Cotton Candy	134.9	1,121.6	20.6	20.8	0.0	432.0	--	18.7	--	220.00
Crimson Seedless *	105.3	278.4	21.0	21.2	0.0	0.0	--	--	--	--
Emerald Seedless *	1,159.6	6,459.1	22.0	22.3	0.0	0.0	--	--	--	--
Flame Seedless *	2,061.0	6,843.4	20.9	21.9	71.8	0.0	23.3	--	174.63	--
Flame Tokay <sup>4</sup>	17.1	0.0	19.0	--	2.2	0.0	23.0	--	1,500.00	--
Great Green *	1,034.1	2,857.8	20.9	19.8	0.0	640.9	--	19.5	--	212.59
Ivory *	741.2	11,805.2	24.1	21.1	0.0	4,033.7	--	20.3	--	198.60
Krissy *	0.0	1,115.0	--	22.9	0.0	1,115.0	--	22.9	--	187.07
Luisco	25.8	563.7	20.2	18.0	25.8	563.7	20.2	18.0	200.00	216.81
Princess *	4.8	1,198.0	20.1	23.1	0.0	0.0	--	--	--	--
Red Globe *	5,133.4	1,776.9	20.7	19.6	3,643.3	368.0	20.7	20.4	125.00	214.26
Scarlet	1,076.2	1,949.3	22.3	24.5	1,076.2	1,949.3	22.3	24.5	200.00	184.87
Scarlet Royal	4,838.3	10,455.9	20.7	21.7	53.9	0.0	20.7	--	125.00	--
Sugra-52	0.0	839.2	--	19.5	0.0	839.2	--	19.5	--	220.00
Sugraone *	36.6	1,172.5	22.0	20.4	0.0	1,008.7	--	20.5	--	215.19
Summer Royal	142.8	697.7	24.8	22.3	0.0	0.0	--	--	--	--
Other Table <sup>1</sup>	27,010.4	90,396.2	21.3	21.0	5,059.1	5,266.9	21.5	21.5	126.77	183.66
<b>Total Table</b>	<b>53,462.5</b>	<b>165,889.2</b>	<b>21.2</b>	<b>20.9</b>	<b>12,116.8</b>	<b>18,011.8</b>	<b>21.1</b>	<b>21.2</b>	<b>150.65</b>	<b>194.36</b>
<b>WINE GRAPES (WHITE)</b>										
Albarino *	9,792.7	10,635.2	22.0	21.6	9,439.0	10,205.0	21.9	21.5	760.60	783.69
Arneis	89.2	86.7	23.1	22.3	66.5	82.7	23.5	22.5	2,285.47	2,439.57
Assyrtilko <sup>2</sup>	58.5	0.0	22.2	--	15.6	0.0	21.8	--	2,128.53	--
Burger *	6,252.2	9,382.5	18.0	16.4	6,220.2	6,300.1	18.0	15.8	268.56	326.44
Chardonnay *	527,801.0	652,762.9	23.8	22.9	391,795.6	469,263.0	23.8	22.9	1,056.63	1,071.43
Chenin Blanc	37,715.2	31,590.6	20.7	19.6	34,783.8	29,285.7	20.7	19.7	456.56	485.80
Clairette Blanche	117.4	162.8	21.4	21.5	76.6	129.4	20.6	20.5	2,156.06	2,034.60
Cortese	55.2	50.0	21.9	21.0	50.4	47.8	21.9	21.4	808.07	1,887.97
Falaghina Greco	133.8	110.1	22.6	21.6	93.9	100.1	22.2	21.4	1,337.92	2,309.09
Fiano	111.5	143.5	22.9	22.4	54.3	93.3	22.6	22.5	2,197.36	2,228.67
Flora	31.6	29.0	23.3	21.8	28.4	25.4	23.1	21.7	2,790.74	2,608.07
French Colombard	265,259.3	296,281.9	20.2	19.8	240,698.2	270,107.1	20.3	19.7	306.60	318.49
Gewurztraminer	9,174.9	10,440.6	22.3	22.0	8,199.1	8,946.0	22.2	21.8	580.42	650.69
Gray Riesling *	44.3	74.4	20.0	20.9	44.3	67.6	19.9	21.1	2,161.26	2,812.06
Grenache Blanc *	1,506.2	1,757.4	22.4	22.1	1,150.1	1,337.5	22.6	21.8	1,785.97	1,893.23
Grenache Gris *	61.5	135.8	21.5	22.5	56.1	121.0	21.3	22.2	1,981.18	2,009.38
Gruner Veltliner	673.1	900.0	22.6	21.5	627.8	834.9	22.7	21.6	1,475.48	1,549.77
Malvasia Bianca	1,802.7	3,816.0	20.9	19.8	1,328.4	1,383.1	20.9	20.2	635.98	630.55
Marsanne	1,236.8	427.4	24.1	22.6	1,073.7	240.4	24.2	22.8	882.31	2,057.03
Melon	43.8	60.9	21.9	21.2	37.5	54.1	21.8	21.0	2,344.53	2,608.69
Moscato Gaillo *	18.1	23.4	22.9	20.8	8.2	11.9	24.3	20.7	2,391.96	2,325.02
Muscat Blanc *	17,121.6	37,746.0	22.4	22.2	11,729.7	30,589.9	22.5	22.6	512.36	525.54
Muscat Of Alexandria	132,398.9	156,882.0	21.5	20.4	120,968.9	133,180.6	21.5	20.5	298.95	306.10
Muscat Orange	2,475.1	3,136.8	24.1	22.5	2,341.2	2,941.7	24.1	22.8	485.40	565.93
Palomino *	35.7	80.5	21.2	19.5	35.2	76.3	21.3	19.2	2,086.59	1,233.21
Pecorino	27.8	28.9	22.9	22.2	27.8	28.1	22.9	22.2	2,400.00	2,400.00
Picpoul Blanc	370.0	323.2	20.6	20.5	285.1	228.1	20.6	20.1	1,707.68	2,027.94
Pinot Blanc	956.3	1,267.2	21.5	22.7	807.0	1,082.9	21.5	22.8	1,680.02	1,693.06
Pinot Gris *	190,586.4	234,157.5	21.4	20.7	158,002.9	197,198.7	21.3	20.6	556.56	591.20
Ribolla Gialla *	71.8	84.0	20.6	21.2	53.1	67.7	20.5	21.3	3,403.91	3,346.70
Roussanne	627.7	677.5	23.7	23.0	341.0	351.8	24.1	22.8	2,767.51	2,752.54
Sauvignon Blanc *	138,653.2	160,863.9	22.2	21.7	108,402.6	127,399.0	22.2	21.5	1,114.57	1,131.94
Sauvignon Gris	102.1	89.7	24.5	24.0	84.7	66.8	24.8	24.5	2,649.41	2,619.99
Sauvignon Vert *	12.5	18.8	21.5	21.0	12.5	17.9	23.2	21.0	2,900.48	2,612.81
Semillon	2,602.9	3,026.1	21.4	21.0	1,791.5	2,173.4	21.0	20.6	1,450.34	1,291.19
St. Emilion *	17.0	18.6	21.5	20.5	14.3	18.6	21.1	20.5	2,649.65	2,551.61
Sylvaner	32.1	29.8	21.9	20.7	5.9	3.5	23.0	22.1	2,000.00	2,000.00
Symphony	14,800.0	28,540.3	22.2	19.9	8,845.9	8,466.5	22.7	22.4	341.88	344.81
Tocai Friulano	72.5	107.0	20.9	20.7	62.7	97.6	20.8	21.2	2,574.94	2,417.06
Torrontes	28.1	54.7	21.9	22.4	28.1	53.8	21.9	22.5	1,443.06	1,682.01
Triplet Blanc	2,035.9	3,159.7	22.0	20.6	2,025.3	3,133.4	22.0	20.6	175.00	207.41
Verdejo	96.3	219.2	23.1	21.8	78.3	103.1	23.2	22.1	685.23	705.96
Verdelho	2,818.7	2,602.2	23.8	23.2	2,769.5	2,512.6	23.8	23.2	623.90	711.36
Vermentino *	2,458.2	2,900.8	22.3	21.9	1,982.8	2,569.9	22.3	21.8	1,128.83	1,197.26
Vernaccia	1.5	18.9	22.1	24.0	1.5	18.9	22.1	24.0	2,000.00	2,529.63
Viognier	15,706.2	20,299.5	25.5	24.6	12,776.6	15,817.1	25.7	24.9	776.11	789.42
White Riesling *	29,340.6	34,797.7	20.8	19.6	9,897.9	10,685.1	22.1	20.9	681.88	799.22
Other White Wine <sup>1</sup>	2,565.2	2,581.7	23.0	19.5	2,270.9	2,311.5	23.0	19.2	629.41	478.32
<b>Total White</b>	<b>1,417,993.3</b>	<b>1,712,583.3</b>	<b>22.2</b>	<b>21.5</b>	<b>1,141,490.6</b>	<b>1,339,830.6</b>	<b>22.1</b>	<b>21.4</b>	<b>706.84</b>	<b>733.54</b>

**TABLE 1: STATE TOTALS OF GRAPES FOR CRUSHING BY TYPE AND VARIETY,  
WEIGHTED AVERAGE DEGREES BRIX, AND WEIGHTED AVERAGE DOLLARS PER TON, 2023-24**

Type and Variety	Total Tons Crushed		Avg. Brix Crushed		Total Purchased Tons		Avg. Brix Purchased		Wtd. Avg. Dollars Per Ton	
	2024	2023	2024	2023	2024	2023	2024	2023	2024	2023
<b>WINE GRAPES (RED)</b>										
Aglianico	160.7	215.2	24.4	23.9	90.7	139.3	24.3	23.6	1,439.86	1,519.20
Aleatico	30.2	23.6	24.2	22.4	18.9	19.5	24.4	22.3	2,836.29	2,986.50
Alicante Bouschet *	2,896.4	4,843.8	24.4	20.5	1,281.9	1,153.6	24.0	23.1	735.75	786.66
Ariarnoa	860.7	588.4	22.3	23.3	849.7	575.0	22.3	23.3	500.00	500.00
Barbera	30,105.4	40,256.4	23.9	23.5	25,540.7	32,993.7	23.6	23.3	433.56	445.59
Blaufrankisch *	16.7	41.0	24.0	24.6	10.6	35.6	23.6	24.6	1,907.71	1,978.09
Cabernet Dorsa	16.6	35.7	26.5	24.5	0.0	0.0	--	--	--	--
Cabernet Franc	9,519.0	11,932.7	25.9	25.1	5,375.2	7,386.9	26.1	25.1	5,208.62	4,544.50
Cabernet Sauvignon	454,608.2	647,691.5	25.8	24.9	334,725.7	470,744.7	25.8	24.8	2,181.93	2,124.33
Carignane	5,519.8	10,168.6	22.7	23.9	2,233.5	4,991.8	23.0	22.6	1,355.49	978.93
Carmenere	111.5	101.4	25.7	24.5	43.1	55.9	25.9	25.2	1,935.67	1,815.55
Charbono	284.7	359.4	24.0	22.7	215.6	200.0	24.2	22.7	3,289.32	3,068.80
Cinsaut *	759.3	790.6	22.0	22.0	627.5	666.9	21.7	21.9	1,727.49	1,732.41
Counoise	154.2	192.5	23.0	21.7	84.5	111.5	23.2	21.5	2,684.79	2,540.11
Dolcetto	281.7	331.8	23.4	23.5	210.3	283.9	23.0	23.5	1,363.58	1,383.91
Domfelder	815.9	1,084.2	25.0	22.5	238.5	258.0	24.1	23.1	493.95	502.61
Durif	48.7	54.1	25.2	25.4	26.0	10.8	24.8	21.7	2,139.23	1,292.59
Freisa	15.3	14.5	23.2	22.9	14.3	7.7	23.1	22.9	2,054.55	2,948.05
Gamay Noir Au Jus Blanc	44.4	69.6	22.6	22.4	42.9	66.3	22.8	22.4	2,938.93	2,590.03
Graciano	717.7	710.4	26.0	25.5	579.1	540.3	26.1	25.7	1,402.58	1,640.65
Grenache *	33,312.7	50,185.4	22.5	21.9	29,580.1	43,464.7	22.2	21.6	743.77	831.32
Grignolino	14.4	31.1	22.5	20.1	5.4	23.6	21.1	19.5	2,591.11	4,194.07
Lagrein	448.6	478.9	25.0	24.5	225.1	223.8	25.3	24.7	2,093.60	2,275.21
Lambrusco *	294.2	521.4	25.2	23.7	0.0	0.0	--	--	--	--
Malbec	24,454.9	33,806.8	25.0	24.2	15,252.4	20,609.6	25.2	24.0	1,482.60	1,332.49
Marselan <sup>3</sup>	156.8	0.0	24.0	--	6.8	0.0	22.0	--	2,000.00	--
Mencia	36.5	66.7	22.7	22.2	34.5	59.9	22.7	22.1	2,744.52	2,427.52
Merlot	130,361.9	181,080.3	25.3	24.8	96,481.2	125,986.2	25.4	24.8	1,033.29	1,045.97
Meunier *	549.3	537.4	19.1	19.5	292.9	295.3	19.5	20.0	2,899.65	2,545.10
Mission *	510.6	722.1	22.2	22.7	486.3	666.7	22.2	22.8	352.84	353.98
Montepulciano	246.4	305.5	24.0	24.0	146.2	190.2	23.8	23.8	2,264.81	2,124.41
Mourvedre *	2,804.8	3,690.2	24.3	24.3	1,877.0	2,659.6	24.4	24.3	2,505.66	2,379.50
Muscat Hamburg *	805.9	1,397.3	25.0	23.8	805.4	1,384.8	25.0	23.9	559.55	583.11
Nebbiolo	401.8	471.7	24.4	24.0	111.1	329.6	23.6	23.9	2,873.16	1,893.11
Negrette *	6.0	22.0	23.2	22.1	5.1	16.1	23.1	22.2	2,894.12	3,112.42
Negroamaro	55.0	56.4	25.2	24.2	20.2	21.7	23.7	23.2	2,126.50	2,130.98
Nero D'avola *	228.6	321.6	24.9	23.2	127.1	211.6	25.0	22.9	1,903.44	1,664.80
Petit Verdot	22,280.1	30,023.6	25.5	24.7	14,935.5	21,828.9	25.6	24.7	1,577.16	1,440.46
Petite Sirah	67,635.9	86,990.6	26.0	25.2	52,822.4	68,547.9	25.9	25.3	1,052.12	1,060.51
Pinot Noir *	218,023.7	288,052.4	24.9	24.2	156,533.2	200,796.4	25.0	24.3	1,728.36	1,700.79
Pinotage	26.9	35.8	23.8	23.3	0.0	7.9	--	24.2	--	1,496.20
Prieto Picudo	0.0	5.1	--	23.1	0.0	4.9	--	23.0	--	1,232.65
Primitivo	1,982.2	1,959.3	25.2	24.9	865.5	1,327.5	26.1	24.8	1,717.53	1,530.26
Refosco *	84.7	77.5	21.8	21.3	57.0	61.0	21.4	21.2	1,775.04	2,248.11
Royalty	20.2	30.2	24.0	21.9	20.2	30.2	23.8	22.1	505.00	505.00
Rubired *	150,607.0	197,084.0	24.2	23.3	144,103.1	192,499.4	24.2	23.3	303.85	303.36
Ruby Cabernet	11,311.7	24,599.1	25.1	24.2	8,647.8	15,219.3	25.0	24.5	329.49	316.73
Sagrantino	77.4	209.7	24.8	25.1	24.4	142.2	25.1	25.4	2,206.42	1,050.58
Sangiovese *	4,783.6	5,788.4	23.9	23.1	2,953.4	3,801.8	24.0	23.3	2,127.81	1,939.04
Schiava Grossa	3.0	0.0	20.9	--	0.0	0.0	--	--	--	--
Souzao	770.7	649.9	22.6	24.5	745.7	563.1	22.4	24.6	332.58	579.09
St Laurent	9.7	26.3	22.5	20.8	2.4	19.9	22.5	20.4	2,800.00	2,855.78
St Macaire	66.4	115.9	26.9	27.4	52.9	99.6	27.0	27.9	2,226.47	1,536.85
Syrah *	54,089.1	68,830.9	25.6	24.8	39,234.2	47,477.0	25.6	24.8	1,122.53	1,192.58
Tannat	5,178.2	6,615.0	25.3	26.0	4,327.6	5,715.7	25.1	26.1	712.60	748.75
Tempranillo *	5,617.1	7,166.2	23.7	23.5	4,256.1	4,946.9	23.4	23.5	862.22	898.72
Teroldego	12,578.8	16,306.3	25.6	24.7	11,457.6	14,587.6	25.6	24.8	711.55	685.36
Tinta Cao	41.7	50.9	25.2	24.5	21.7	28.8	24.9	23.7	3,309.61	2,335.75
Tinta Madeira	60.0	31.1	23.9	23.2	60.0	0.0	23.9	--	465.91	--
Touriga Nacional *	1,576.8	3,230.0	24.5	23.7	1,329.3	2,932.1	24.4	23.7	687.82	609.70
Trousseau *	66.5	115.6	22.7	22.4	36.6	73.7	22.8	22.3	2,581.56	2,481.37
Valdiguie *	1,053.3	1,296.4	22.7	22.0	841.7	944.0	22.7	21.7	1,777.45	1,647.76
Zinfandel	201,642.3	232,854.3	22.1	22.0	175,112.4	191,488.2	21.9	22.1	691.50	760.91
Other Red Wine <sup>1</sup>	5,103.9	6,904.3	32.4	22.4	1,022.2	5,328.1	24.4	22.0	2,248.64	679.80
<b>Total Red</b>	<b>1,466,346.4</b>	<b>1,972,249.0</b>	<b>24.8</b>	<b>24.1</b>	<b>1,137,128.4</b>	<b>1,494,856.9</b>	<b>24.6</b>	<b>24.0</b>	<b>1,335.93</b>	<b>1,345.68</b>
<b>TOTAL WINE</b>	<b>2,884,339.7</b>	<b>3,684,832.3</b>	<b>23.5</b>	<b>22.9</b>	<b>2,278,619.0</b>	<b>2,834,687.5</b>	<b>23.4</b>	<b>22.8</b>	<b>1,020.78</b>	<b>1,056.35</b>
<b>TOTAL ALL VARIETIES</b>	<b>2,961,432.5</b>	<b>3,899,631.3</b>	<b>23.5</b>	<b>22.8</b>	<b>2,311,883.7</b>	<b>2,896,965.4</b>	<b>23.3</b>	<b>22.7</b>	<b>1,009.60</b>	<b>1,039.25</b>

-- No tonnage reported for this variety/district.

\* Synonyms for variety names are shown on Page 9.

<sup>1</sup> Other categories include minor and mixed varieties.

<sup>2</sup> This variety was included in Other White Wine in 2023.

<sup>3</sup> This variety was included in Other Red Wine in 2023.

<sup>4</sup> This variety was included in Other Table in 2023.

**TABLE 2: TONS OF GRAPES CRUSHED BY CALIFORNIA PROCESSORS FROM THE 2024 CROP BY TYPE, VARIETY, AND REPORTING DISTRICT WHERE GROWN, WITH COMPARISONS**

Type and Variety	1	2	3	4	5	6	7	8	9	10
Tons										
<b>RAISIN GRAPES</b>										
Fiesta	0.0	0.0	0.0	0.0	0.0	0.0	0.0	0.0	0.0	0.0
Thompson Seedless *	0.0	0.0	0.0	0.0	0.0	0.0	0.0	0.0	0.0	0.0
Total Raisin	0.0	0.0	0.0	0.0	0.0	0.0	0.0	0.0	0.0	0.0
<b>TABLE GRAPES</b>										
Arra Passion Fire	0.0	0.0	0.0	0.0	0.0	0.0	0.0	0.0	0.0	0.0
Arra Sweeties	0.0	0.0	0.0	0.0	0.0	0.0	0.0	0.0	0.0	0.0
Autumn King	0.0	0.0	0.0	0.0	0.0	0.0	0.0	0.0	0.0	0.0
Autumn Royal	0.0	0.0	0.0	0.0	0.0	0.0	0.0	0.0	0.0	0.0
Blanc Seedless *	0.0	0.0	0.0	0.0	0.0	0.0	0.0	0.0	0.0	0.0
Cotton Candy	0.0	0.0	0.0	0.0	0.0	0.0	0.0	0.0	0.0	0.0
Crimson Seedless *	0.0	0.0	0.0	0.0	0.0	0.0	0.0	0.0	0.0	0.0
Emerald Seedless *	0.0	0.0	0.0	0.0	0.0	0.0	0.0	0.0	0.0	0.0
Flame Seedless *	0.0	0.0	0.0	0.0	0.0	0.0	0.0	0.0	0.0	0.0
Flame Tokay <sup>1</sup>	0.0	0.0	0.0	0.0	0.0	0.0	0.0	0.0	0.0	0.0
Great Green *	0.0	0.0	0.0	0.0	0.0	0.0	0.0	0.0	0.0	0.0
Ivory *	0.0	0.0	0.0	0.0	0.0	0.0	0.0	0.0	0.0	0.0
Krissy *	0.0	0.0	0.0	0.0	0.0	0.0	0.0	0.0	0.0	0.0
Luisco	0.0	0.0	0.0	0.0	0.0	0.0	0.0	0.0	0.0	0.0
Princess *	0.0	0.0	0.0	0.0	0.0	0.0	0.0	0.0	0.0	0.0
Red Globe *	0.0	0.0	0.0	0.0	0.0	0.0	0.0	0.0	0.0	0.0
Scarlet	0.0	0.0	0.0	0.0	0.0	0.0	0.0	0.0	0.0	0.0
Scarlet Royal	0.0	0.0	0.0	0.0	0.0	0.0	0.0	0.0	0.0	0.0
Sugra-52	0.0	0.0	0.0	0.0	0.0	0.0	0.0	0.0	0.0	0.0
Sugraone *	0.0	0.0	0.0	0.0	0.0	0.0	0.0	0.0	0.0	0.0
Summer Royal	0.0	0.0	0.0	0.0	0.0	0.0	0.0	0.0	0.0	0.0
Other Table <sup>1</sup>	0.0	0.0	0.0	0.0	0.0	0.0	0.0	0.0	0.0	0.1
Total Table	0.0	0.0	0.0	0.0	0.0	0.0	0.0	0.0	0.0	0.1
<b>WINE GRAPES (WHITE)</b>										
Albarino *	5.3	1.0	77.0	95.4	211.2	35.1	404.3	297.3	35.2	38.5
Arneis	28.7	0.0	10.8	1.3	1.0	0.0	2.1	13.4	0.0	0.8
Assyrτικο <sup>2</sup>	0.0	0.0	11.7	2.7	26.2	0.0	1.9	4.4	8.3	0.0
Burger *	0.0	0.0	0.0	0.0	0.0	0.0	0.0	0.0	0.0	0.0
Chardonnay *	28,009.2	1,482.7	72,594.2	18,951.3	4,144.4	3,001.4	71,896.2	24,409.9	15,288.3	427.3
Chenin Blanc	155.8	97.1	98.9	117.4	713.5	37.4	189.7	574.1	18.7	50.9
Clairette Blanche	0.0	0.0	1.0	0.0	0.0	0.6	28.7	60.4	0.0	2.6
Cortese	2.6	0.0	2.2	0.0	0.0	0.0	0.0	0.6	4.9	0.0
Falaghina Greco	7.4	0.0	9.5	1.3	0.0	0.0	8.5	24.8	1.5	7.7
Fiano	0.8	0.0	20.2	18.8	0.0	5.8	0.5	10.4	5.2	16.3
Flora	0.8	0.0	0.0	28.3	0.0	0.0	0.0	0.1	0.0	2.4
French Colombard	66.5	0.0	42.5	3.0	7.7	0.0	0.0	136.7	1,629.3	0.0
Gewurztraminer	304.3	56.7	197.8	13.4	205.2	0.3	2,176.1	23.3	12.8	3.3
Gray Riesling *	0.0	0.0	16.7	0.0	0.0	0.0	0.5	27.1	0.0	0.0
Grenache Blanc *	3.9	5.8	91.8	51.9	3.3	33.7	238.6	700.8	0.0	57.7
Grenache Gris *	10.1	0.0	1.5	0.0	0.0	0.0	31.1	11.8	0.0	4.2
Gruner Veltliner	15.9	0.0	32.8	0.0	0.0	57.8	354.7	122.2	2.0	0.0
Malvasia Bianca	0.8	0.0	24.7	8.6	15.8	22.7	104.5	152.8	0.5	8.3
Marsanne	11.7	14.6	68.3	41.5	0.0	5.8	30.6	128.2	1.9	35.0
Melon	0.0	0.0	12.6	0.0	0.0	0.0	27.6	3.6	0.0	0.0
Moscato Gaillo *	0.0	0.0	5.9	0.0	0.0	0.0	0.0	0.0	0.0	5.0
Muscat Blanc *	200.7	181.5	100.1	79.1	59.5	29.4	153.9	97.7	238.0	28.1
Muscat Of Alexandria	0.0	0.0	4.7	0.0	0.0	0.0	0.0	0.0	2,813.5	7.7
Muscat Orange	37.9	0.0	0.5	1.8	0.0	0.0	3.0	47.2	260.0	6.2
Palomino *	0.0	0.0	5.9	0.0	0.0	4.6	0.0	0.4	0.0	0.0
Pecorino	0.0	0.0	0.0	0.0	0.0	0.0	0.0	0.0	0.0	0.0
Picpoul Blanc	3.9	0.0	10.5	2.0	0.0	1.0	75.9	160.6	0.5	28.3
Pinot Blanc	133.9	0.0	229.4	131.7	0.0	3.0	421.7	23.5	8.0	0.0
Pinot Gris *	234.1	1,155.2	991.2	148.7	2,631.9	36.9	6,710.5	1,902.4	7,159.5	78.1
Ribolla Gialla *	5.9	0.0	19.3	35.5	0.0	0.0	0.0	0.0	0.0	2.0
Roussanne	16.5	31.6	88.3	46.0	0.0	13.3	35.6	217.7	9.6	59.1
Sauvignon Blanc *	4,851.2	19,440.6	15,853.1	10,687.7	1,966.2	977.3	7,668.0	9,820.1	1,912.8	454.6
Sauvignon Gris	0.0	0.0	43.6	52.7	0.0	0.0	3.4	2.4	0.0	0.0
Sauvignon Vert *	0.0	0.0	7.6	4.9	0.0	0.0	0.0	0.0	0.0	0.0
Semillon	120.2	55.4	423.4	628.9	21.0	82.9	41.1	50.6	0.1	36.4
St. Emilion *	3.1	0.0	0.0	0.0	0.0	0.0	0.0	4.7	7.0	2.2
Sylvaner	0.0	0.0	19.1	0.0	0.0	0.0	0.0	13.0	0.0	0.0
Symphony	0.0	0.0	0.4	0.0	0.0	0.0	0.0	0.0	0.0	0.0
Tocai Friulano	34.7	0.0	12.2	17.5	0.0	0.0	0.0	6.5	0.0	1.6
Torrontes	0.0	0.0	0.0	0.0	0.0	0.0	0.0	1.5	0.0	0.0
Triplet Blanc	0.0	0.0	0.0	0.0	0.0	0.0	0.0	0.0	0.0	0.0
Verdejo	0.0	0.0	0.9	1.0	2.5	25.4	3.2	10.7	13.7	3.2
Verdelho	0.0	0.0	1.2	4.8	14.9	35.3	1.0	12.1	155.1	30.6
Vermantino *	65.7	0.0	153.5	14.3	1.6	1.7	39.0	150.3	421.2	99.3
Vernaccia	0.0	0.0	1.5	0.0	0.0	0.0	0.0	0.0	0.0	0.0
Viognier	330.8	87.5	448.5	241.4	83.9	80.0	248.5	661.1	176.8	220.4
White Riesling *	273.5	39.9	152.7	197.0	336.7	6.8	1,957.4	545.0	3.9	16.3
Other White Wine <sup>1</sup>	23.6	0.0	82.4	50.2	49.7	39.4	10.9	87.3	17.2	15.2
Total White	34,959.5	22,649.6	91,970.1	31,680.1	10,496.2	4,537.6	92,868.7	40,516.7	30,205.5	1,749.3

**TABLE 2: TONS OF GRAPES CRUSHED BY CALIFORNIA PROCESSORS FROM THE 2024 CROP BY TYPE, VARIETY, AND REPORTING DISTRICT WHERE GROWN, WITH COMPARISONS**

Type and Variety	11	12	13	14	15	16	17	State Total	
								2024	2023
Tons									
<b>RAISIN GRAPES</b>									
Fiesta	0.0	0.0	1,897.3	2,179.1	0.0	0.0	0.0	4,076.4	6,371.3
Thompson Seedless *	0.0	0.0	18,124.2	1,429.7	0.0	0.0	0.0	19,553.9	42,538.5
<b>Total Raisin</b>	<b>0.0</b>	<b>0.0</b>	<b>20,021.5</b>	<b>3,608.8</b>	<b>0.0</b>	<b>0.0</b>	<b>0.0</b>	<b>23,630.3</b>	<b>48,909.8</b>
<b>TABLE GRAPES</b>									
Arra Passion Fire	0.0	0.0	0.0	1,823.4	0.0	0.0	0.0	1,823.4	0.0
Arra Sweeties	0.0	0.0	0.0	326.2	0.0	0.0	0.0	326.2	0.0
Autumn King	0.0	0.0	1,417.5	4,297.3	0.0	0.0	0.0	5,714.8	18,494.1
Autumn Royal	0.0	0.0	0.0	614.5	0.0	0.0	0.0	614.5	4,236.0
Blanc Seedless *	0.0	0.0	0.0	1,462.1	0.0	0.0	0.0	1,462.1	3,629.2
Cotton Candy	0.0	0.0	0.0	134.9	0.0	0.0	0.0	134.9	1,121.6
Crimson Seedless *	0.0	0.0	0.0	105.3	0.0	0.0	0.0	105.3	278.4
Emerald Seedless *	0.0	0.0	0.0	1,159.6	0.0	0.0	0.0	1,159.6	6,459.1
Flame Seedless *	0.0	0.0	71.8	1,989.2	0.0	0.0	0.0	2,061.0	6,843.4
Flame Tokay <sup>1</sup>	17.1	0.0	0.0	0.0	0.0	0.0	0.0	17.1	0.0
Great Green *	0.0	0.0	0.0	1,034.1	0.0	0.0	0.0	1,034.1	2,857.8
Ivory *	0.0	0.0	0.0	741.2	0.0	0.0	0.0	741.2	11,805.2
Krissy *	0.0	0.0	0.0	0.0	0.0	0.0	0.0	0.0	1,115.0
Luisco	0.0	0.0	0.0	25.8	0.0	0.0	0.0	25.8	563.7
Princess *	0.0	0.0	0.0	4.8	0.0	0.0	0.0	4.8	1,198.0
Red Globe *	0.0	0.0	0.0	5,133.4	0.0	0.0	0.0	5,133.4	1,776.9
Scarlet	0.0	0.0	1,076.2	0.0	0.0	0.0	0.0	1,076.2	1,949.3
Scarlet Royal	0.0	0.0	0.0	4,838.3	0.0	0.0	0.0	4,838.3	10,455.9
Sugra-52	0.0	0.0	0.0	0.0	0.0	0.0	0.0	0.0	839.2
Sugraone *	0.0	0.0	0.0	36.6	0.0	0.0	0.0	36.6	1,172.5
Summer Royal	0.0	0.0	0.0	142.8	0.0	0.0	0.0	142.8	697.7
Other Table <sup>1</sup>	0.0	0.0	196.3	26,814.0	0.0	0.0	0.0	27,010.4	90,396.2
<b>Total Table</b>	<b>17.1</b>	<b>0.0</b>	<b>2,761.8</b>	<b>50,683.5</b>	<b>0.0</b>	<b>0.0</b>	<b>0.0</b>	<b>53,462.5</b>	<b>165,889.2</b>
<b>WINE GRAPES (WHITE)</b>									
Albarino *	3,042.2	639.8	11.6	0.0	0.5	39.2	4,859.1	9,792.7	10,635.2
Arneis	0.0	0.0	0.0	0.0	0.0	31.1	0.0	89.2	86.7
Assyriko <sup>2</sup>	2.7	0.0	0.0	0.0	0.0	0.6	0.0	58.5	0.0
Burger *	1,560.3	0.0	4,691.9	0.0	0.0	0.0	0.0	6,252.2	9,382.5
Chardonnay *	98,504.9	48,604.2	81,347.1	7,865.2	15.9	228.6	51,030.2	527,801.0	652,762.9
Chenin Blanc	2,885.1	3,042.7	19,999.2	0.0	0.0	9.3	9,725.4	37,715.2	31,590.6
Clairette Blanche	9.8	0.0	1.4	0.0	0.0	12.9	0.0	117.4	162.8
Cortese	0.0	0.0	0.0	0.0	0.0	0.0	44.9	55.2	50.0
Falaghina Greco	4.8	0.0	0.0	0.0	0.0	7.2	61.1	133.8	110.1
Fiano	11.7	0.0	7.5	0.0	0.0	10.8	3.5	111.5	143.5
Flora	0.0	0.0	0.0	0.0	0.0	0.0	0.0	31.6	29.0
French Colombard	5,681.9	16.9	236,762.1	19,922.3	0.0	0.0	990.4	265,259.3	296,281.9
Gewurztraminer	993.7	526.0	0.0	0.0	0.0	29.7	4,632.3	9,174.9	10,440.6
Gray Riesling *	0.0	0.0	0.0	0.0	0.0	0.0	0.0	44.3	74.4
Grenache Blanc *	248.0	0.0	9.8	0.0	1.0	59.9	0.0	1,506.2	1,757.4
Grenache Gris *	2.1	0.0	0.0	0.0	0.0	0.7	0.0	61.5	135.8
Gruener Veltliner	33.7	0.0	0.0	0.0	0.0	0.0	54.0	673.1	900.0
Malvasia Bianca	913.7	515.0	21.8	0.0	0.0	13.5	0.0	1,802.7	3,816.0
Marsanne	26.1	0.0	860.1	0.0	0.0	13.0	0.0	1,236.8	427.4
Melon	0.0	0.0	0.0	0.0	0.0	0.0	0.0	43.8	60.9
Moscato Gaillo *	0.0	0.0	7.2	0.0	0.0	0.0	0.0	18.1	23.4
Muscat Blanc *	1,852.9	4,363.9	9,310.2	0.0	1.2	126.4	299.0	17,121.6	37,746.0
Muscat Of Alexandria	0.5	6,639.1	107,595.8	15,246.7	0.0	4.4	86.5	132,398.9	156,882.0
Muscat Orange	381.4	711.1	960.2	0.0	0.0	10.6	55.2	2,475.1	3,136.8
Palomino *	0.0	0.0	11.3	0.0	13.5	0.0	0.0	35.7	80.5
Pecorino	0.0	0.0	0.0	0.0	0.0	27.8	0.0	27.8	28.9
Picpoul Blanc	82.2	0.0	1.6	0.0	1.0	1.4	1.1	370.0	323.2
Pinot Blanc	0.4	0.0	0.0	0.0	0.0	4.7	0.0	956.3	1,267.2
Pinot Gris *	56,102.8	34,531.1	55,439.2	3,642.1	0.0	121.6	19,701.1	190,586.4	234,157.5
Ribolla Gialla *	9.1	0.0	0.0	0.0	0.0	0.0	0.0	71.8	84.0
Roussanne	47.5	0.0	10.9	0.0	0.0	51.6	0.0	627.7	677.5
Sauvignon Blanc *	35,748.7	6,811.4	2,134.5	1,020.8	2.3	146.6	19,157.3	138,653.2	160,863.9
Sauvignon Gris	0.0	0.0	0.0	0.0	0.0	0.0	0.0	102.1	89.7
Sauvignon Vert *	0.0	0.0	0.0	0.0	0.0	0.0	0.0	12.5	18.8
Semillon	562.4	0.0	6.2	0.0	0.0	8.0	566.3	2,602.9	3,026.1
St. Emilion *	0.0	0.0	0.0	0.0	0.0	0.0	0.0	17.0	18.6
Sylvaner	0.0	0.0	0.0	0.0	0.0	0.0	0.0	32.1	29.8
Symphony	795.0	7,297.7	6,703.1	0.0	0.5	0.1	3.2	14,800.0	28,540.3
Tocai Friulano	0.0	0.0	0.0	0.0	0.0	0.0	0.0	72.5	107.0
Torrontes	26.6	0.0	0.0	0.0	0.0	0.0	0.0	28.1	54.7
Triplett Blanc	0.0	0.0	2,035.9	0.0	0.0	0.0	0.0	2,035.9	3,159.7
Verdejo	28.1	0.0	0.0	0.0	0.0	0.0	7.6	96.3	219.2
Verdelho	2,353.4	12.0	0.0	0.0	0.0	1.4	196.9	2,818.7	2,602.2
Vermentino *	1,121.7	11.3	5.8	0.0	0.0	140.1	232.7	2,458.2	2,900.8
Vernaccia	0.0	0.0	0.0	0.0	0.0	0.0	0.0	1.5	18.9
Viognier	7,793.2	1,957.3	102.2	0.0	4.5	122.7	3,147.4	15,706.2	20,299.5
White Riesling *	2,248.6	16,950.8	869.9	0.0	0.0	54.8	5,687.3	29,340.6	34,797.7
Other White Wine <sup>1</sup>	2,049.9	12.6	72.4	0.0	0.5	18.7	35.2	2,565.2	2,581.7
<b>Total White</b>	<b>225,125.1</b>	<b>132,642.9</b>	<b>528,978.9</b>	<b>47,697.1</b>	<b>40.9</b>	<b>1,297.4</b>	<b>120,577.7</b>	<b>1,417,993.3</b>	<b>1,712,583.3</b>

**TABLE 2: TONS OF GRAPES CRUSHED BY CALIFORNIA PROCESSORS FROM THE 2024 CROP BY TYPE, VARIETY, AND REPORTING DISTRICT WHERE GROWN, WITH COMPARISONS**

Type and Variety	1	2	3	4	5	6	7	8	9	10
Tons										
<b>WINE GRAPES (RED)</b>										
Aglianico	1.3	0.0	24.6	13.6	6.5	0.0	0.0	19.8	5.8	23.2
Aleatico	0.0	0.0	23.3	3.5	0.0	0.0	0.0	0.0	0.0	0.0
Alicante Bouschet *	1.1	4.3	111.4	4.3	0.0	20.9	0.0	32.4	1.4	21.2
Arinarnoa	0.0	0.0	0.0	0.0	0.0	0.0	0.0	11.0	0.0	0.0
Barbera	264.3	79.0	212.6	1.4	22.8	61.8	67.4	170.2	62.3	996.6
Blaufraenkisch *	0.0	0.0	0.0	0.6	0.0	0.0	0.0	9.6	2.8	0.0
Cabernet Dorsa	0.0	0.0	0.0	0.0	0.0	0.0	0.0	16.6	0.0	0.0
Cabernet Franc	94.7	244.5	1,295.9	3,682.4	40.6	345.4	153.9	1,923.4	23.0	338.8
Cabernet Sauvignon	9,716.3	21,809.4	39,354.1	78,536.1	2,203.6	3,159.3	17,503.5	55,870.0	5,501.9	1,794.7
Carignane	467.9	21.0	305.2	15.5	28.4	269.8	6.0	232.2	2.0	17.8
Carmenere	0.0	0.0	8.3	47.4	0.0	3.1	0.0	20.5	0.0	9.9
Charbono	22.8	8.7	0.0	167.5	7.7	2.4	1.2	42.5	0.0	23.4
Cinsaut *	3.2	7.1	21.9	12.9	0.0	3.0	193.4	281.8	0.4	63.7
Counoise	11.0	0.0	9.0	4.6	0.0	8.9	0.6	78.4	5.2	12.3
Dolcetto	61.4	0.9	22.5	5.9	0.0	8.1	3.4	28.5	0.0	14.7
Dornfelder	0.0	0.0	0.0	0.0	0.0	1.1	12.7	2.7	114.2	0.0
Durif	0.0	0.0	0.0	0.0	0.0	0.0	0.0	0.1	16.6	0.0
Freisa	3.4	0.0	1.0	0.0	0.0	0.0	0.0	2.2	0.0	8.7
Gamay Noir Au Jus Blanc	0.0	0.0	1.5	2.2	0.0	1.6	11.3	1.9	0.0	25.9
Graciano	0.0	0.0	6.5	0.0	1.1	1.8	0.3	208.5	6.9	17.2
Grenache *	388.2	134.3	1,125.8	334.2	224.6	276.9	1,770.2	4,962.5	48.4	384.5
Grignolino	4.9	0.0	4.3	0.0	0.0	4.7	0.0	0.0	0.0	0.0
Lagrein	0.0	0.0	12.3	3.8	0.0	0.0	0.0	217.7	0.0	7.2
Lambrusco *	0.0	0.0	0.0	0.0	0.0	0.0	0.0	7.5	0.0	0.0
Malbec	320.4	868.7	2,095.2	2,576.4	34.0	169.6	2,754.5	1,329.4	1,416.7	272.6
Marselan <sup>3</sup>	0.0	0.0	0.0	1.6	0.0	0.0	0.0	24.7	130.5	0.0
Mencia	6.1	0.0	0.0	2.1	0.0	0.0	2.6	13.0	0.0	0.0
Merlot	2,554.3	506.0	8,029.6	10,921.1	364.3	1,274.1	7,592.1	6,446.8	1,999.8	320.0
Meunier *	10.1	0.0	311.1	212.8	0.0	0.0	2.8	12.0	0.0	0.0
Mission *	0.0	0.0	9.7	0.6	0.5	1.5	0.0	1.0	0.0	18.0
Montepulciano	21.1	10.0	50.9	7.7	0.0	31.7	1.1	18.3	3.0	23.0
Mourvedre *	35.2	106.8	229.6	33.6	6.7	336.3	98.0	1,384.9	10.2	212.4
Muscat Hamburg *	0.0	0.0	6.2	0.0	0.0	0.0	0.0	0.0	0.0	2.2
Nebbiolo	17.3	0.0	49.2	22.3	0.0	14.2	0.1	65.2	5.1	13.1
Negrette *	0.0	0.0	0.0	1.0	0.0	0.0	4.9	0.0	0.0	0.0
Negroamaro	11.8	1.8	11.9	5.4	0.0	0.1	0.0	4.1	0.0	16.4
Nero D'avola *	30.7	13.9	16.9	27.9	4.1	0.0	0.0	29.2	0.0	24.2
Petit Verdot	92.9	523.5	1,022.2	2,595.2	166.3	751.4	859.7	3,384.6	2,914.0	268.2
Petite Sirah	1,106.3	1,694.0	2,791.6	3,261.1	2,547.7	1,299.9	1,684.8	8,009.3	2,706.8	539.7
Pinot Noir *	8,448.0	504.5	49,562.1	6,703.2	6,004.8	1,062.4	47,938.7	14,669.1	41.4	59.6
Pinotage	0.0	0.0	13.9	0.0	0.0	0.0	0.0	0.0	0.0	0.2
Prieto Picudo	0.0	0.0	0.0	0.0	0.0	0.0	0.0	0.0	0.0	0.0
Primitivo	27.0	1.0	153.5	197.0	17.7	32.3	2.5	601.9	3.3	286.7
Refosco *	1.4	0.0	11.0	8.1	0.0	3.1	0.0	49.0	0.0	12.0
Royalty	0.0	0.0	0.0	0.0	0.0	0.0	0.0	0.0	0.0	0.0
Rubired *	0.0	0.0	0.0	0.0	6.7	0.0	0.0	0.0	957.1	0.1
Ruby Cabernet	0.0	0.0	0.0	0.0	0.0	0.0	0.0	0.8	0.0	0.0
Sagrantino	0.9	0.0	15.3	4.3	0.5	10.2	2.6	20.0	0.0	11.9
Sangiovese *	316.6	14.8	1,156.7	405.9	47.1	89.4	44.5	605.4	18.8	318.1
Schiava Grossa	0.0	0.0	3.0	0.0	0.0	0.0	0.0	0.0	0.0	0.0
Souzao	0.0	3.3	2.4	0.0	0.0	9.3	0.0	4.2	0.0	18.8
St Laurent	0.0	0.0	9.7	0.0	0.0	0.0	0.0	0.0	0.0	0.0
St Macaire	0.0	0.0	6.3	3.6	0.0	0.0	0.0	56.5	0.0	0.0
Syrah *	1,275.1	644.7	2,348.1	1,586.9	158.6	245.0	4,619.8	7,702.3	1,356.4	803.0
Tannat	7.7	0.0	31.3	39.9	9.7	0.0	19.9	285.8	679.5	15.8
Tempranillo *	25.5	50.0	161.3	150.4	16.2	73.8	89.3	386.4	573.6	313.1
Teroldego	0.0	28.7	63.5	0.1	86.3	239.3	46.8	16.2	1,766.1	34.5
Tinta Cao	1.0	0.0	2.7	0.5	0.0	3.9	2.1	7.0	0.0	19.1
Tinta Madeira	0.0	0.0	0.0	0.0	0.0	0.0	0.0	0.0	0.0	0.0
Touriga Nacional *	9.9	25.6	6.6	69.3	0.0	17.7	1.4	46.1	3.0	72.9
Trousseau *	7.7	14.9	12.5	0.0	0.0	0.0	2.0	19.6	0.0	7.3
Valdiguie *	9.4	0.0	32.5	47.7	224.8	1.5	245.3	349.8	0.0	29.8
Zinfandel	2,220.1	857.1	11,116.8	3,732.8	471.7	1,327.1	483.4	2,850.8	9,049.5	3,182.9
Other Red Wine <sup>1</sup>	12.7	41.8	582.6	47.4	8.8	69.0	152.6	86.4	338.7	288.5
<b>Total Red</b>	<b>27,609.7</b>	<b>28,220.3</b>	<b>122,456.1</b>	<b>115,501.8</b>	<b>12,711.8</b>	<b>11,231.6</b>	<b>86,375.4</b>	<b>112,619.8</b>	<b>29,764.4</b>	<b>10,943.9</b>
<b>TOTAL WINE</b>	<b>62,569.2</b>	<b>50,869.9</b>	<b>214,426.2</b>	<b>147,181.9</b>	<b>23,208.0</b>	<b>15,769.2</b>	<b>179,244.1</b>	<b>153,136.5</b>	<b>59,969.9</b>	<b>12,693.2</b>
<b>TOTAL ALL VARIETIES</b>	<b>62,569.2</b>	<b>50,869.9</b>	<b>214,426.2</b>	<b>147,181.9</b>	<b>23,208.0</b>	<b>15,769.2</b>	<b>179,244.1</b>	<b>153,136.5</b>	<b>59,969.9</b>	<b>12,693.3</b>

**TABLE 2: TONS OF GRAPES CRUSHED BY CALIFORNIA PROCESSORS FROM THE 2024 CROP BY TYPE, VARIETY, AND REPORTING DISTRICT WHERE GROWN, WITH COMPARISONS**

Type and Variety	11	12	13	14	15	16	17	State Total	
								2024	2023
Tons									
<b>WINE GRAPES (RED)</b>									
Aglianico	53.0	0.0	0.0	0.0	0.0	12.9	0.0	160.7	215.2
Aleatico	0.0	0.0	0.0	0.0	0.0	3.4	0.0	30.2	23.6
Alicante Bouschet *	220.2	1,560.2	910.2	0.0	2.5	2.9	3.4	2,896.4	4,843.8
Arinarnoa	0.0	0.0	849.7	0.0	0.0	0.0	0.0	860.7	588.4
Barbera	1,039.4	413.7	24,911.2	1,706.1	0.0	78.0	18.6	30,105.4	40,256.4
Blaufraenkisch *	3.7	0.0	0.0	0.0	0.0	0.0	0.0	16.7	41.0
Cabernet Dorsa	0.0	0.0	0.0	0.0	0.0	0.0	0.0	16.6	35.7
Cabernet Franc	1,017.0	0.0	91.8	0.0	2.8	216.5	48.3	9,519.0	11,932.7
Cabernet Sauvignon	138,280.0	40,815.3	31,423.8	5,661.7	25.9	639.1	2,313.5	454,608.2	647,691.5
Carignane	503.4	0.0	3,626.4	0.0	0.0	23.5	0.7	5,519.8	10,168.6
Carmenere	12.5	0.0	0.0	0.0	0.0	9.8	0.0	111.5	101.4
Charbono	8.1	0.0	0.4	0.0	0.0	0.0	0.0	284.7	359.4
Cinsaut *	103.8	26.4	0.0	0.0	1.2	39.4	1.1	759.3	790.6
Counoise	13.7	0.0	0.0	0.0	1.5	9.0	0.0	154.2	192.5
Dolcetto	132.9	0.0	0.0	0.0	0.0	3.4	0.0	281.7	331.8
Dornfelder	224.3	460.9	0.0	0.0	0.0	0.0	0.0	815.9	1,084.2
Durif	0.0	0.0	0.0	0.0	0.0	29.6	2.4	48.7	54.1
Freisa	0.0	0.0	0.0	0.0	0.0	0.0	0.0	15.3	14.5
Gamay Noir Au Jus Blanc	0.0	0.0	0.0	0.0	0.0	0.0	0.0	44.4	69.6
Graciano	463.9	0.0	1.5	0.0	0.0	9.6	0.4	717.7	710.4
Grenache *	1,219.5	611.1	20,179.5	1,304.6	22.3	258.9	67.2	33,312.7	50,183.4
Grignolino	0.5	0.0	0.0	0.0	0.0	0.0	0.0	14.4	31.1
Lagrein	207.6	0.0	0.0	0.0	0.0	0.0	0.0	448.6	478.9
Lambrusco *	0.0	286.7	0.0	0.0	0.0	0.0	0.0	294.2	521.4
Malbec	9,641.8	325.6	2,381.8	0.0	6.8	202.4	59.0	24,454.9	33,806.8
Marselan <sup>3</sup>	0.0	0.0	0.0	0.0	0.0	0.0	0.0	156.8	0.0
Mencia	11.5	0.0	0.0	0.0	0.0	1.2	0.0	36.5	66.7
Merlot	45,382.2	17,639.1	18,092.7	4,502.7	18.9	253.3	4,464.9	130,361.9	181,080.3
Meunier *	0.0	0.0	0.0	0.0	0.0	0.5	0.0	549.3	537.4
Mission *	12.1	0.0	453.8	2.7	6.0	4.7	0.0	510.6	722.1
Montepulciano	3.9	0.0	0.0	0.0	0.0	73.2	2.5	246.4	305.5
Mourvedre *	233.3	0.0	6.8	0.0	1.6	101.7	7.7	2,804.8	3,690.2
Muscat Hamburg *	160.0	72.8	564.7	0.0	0.0	0.0	0.0	805.9	1,397.3
Nebbiolo	3.0	0.0	196.8	0.0	0.0	3.2	12.3	401.8	471.7
Negrette *	0.0	0.0	0.0	0.0	0.0	0.1	0.0	6.0	22.0
Negroamaro	0.0	0.0	0.0	0.0	0.0	3.5	0.0	55.0	56.4
Nero D'avola *	44.7	0.0	6.4	0.0	0.0	28.2	2.4	228.6	321.6
Petit Verdot	5,661.3	2,291.5	1,661.8	0.0	4.3	52.0	31.2	22,280.1	30,023.6
Petite Sirah	31,028.9	5,971.7	1,260.4	104.9	6.7	348.1	3,274.0	67,635.9	86,990.6
Pinot Noir *	35,268.6	12,260.0	6,896.2	2.0	16.4	23.5	28,563.2	218,023.7	288,052.4
Pinotage	5.7	0.0	0.0	0.0	0.0	6.1	1.0	26.9	35.8
Prieto Picudo	0.0	0.0	0.0	0.0	0.0	0.0	0.0	0.0	5.1
Primitivo	169.6	3.2	230.6	192.1	3.8	44.2	15.8	1,982.2	1,959.3
Refosco *	0.0	0.0	0.0	0.0	0.0	0.1	0.0	84.7	77.5
Royalty	0.0	0.0	20.2	0.0	0.0	0.0	0.0	20.2	30.2
Rubired *	2,252.1	2,263.4	128,446.3	16,680.0	0.0	1.3	0.0	150,607.0	197,084.0
Ruby Cabernet	94.7	1,731.7	7,443.1	2,039.0	0.0	2.4	0.0	11,311.7	24,599.1
Sagrantino	2.0	0.0	0.0	0.0	0.0	9.7	0.0	77.4	209.7
Sangiovese *	264.7	101.1	635.8	0.0	3.4	365.1	396.2	4,783.6	5,788.4
Schiava Grossa	0.0	0.0	0.0	0.0	0.0	0.0	0.0	3.0	0.0
Souzao	89.4	0.0	643.3	0.0	0.0	0.0	0.0	770.7	649.9
St Laurent	0.0	0.0	0.0	0.0	0.0	0.0	0.0	9.7	26.3
St Macaire	0.0	0.0	0.0	0.0	0.0	0.0	0.0	66.4	115.9
Syrah *	12,068.4	986.2	19,067.8	8.6	25.5	520.5	672.2	54,089.1	68,830.9
Tannat	2,454.4	1,059.9	514.4	0.0	4.8	19.6	35.5	5,178.2	6,615.0
Tempranillo *	880.5	2,238.5	249.5	0.0	7.4	247.4	154.2	5,617.1	7,166.2
Teroldego	8,755.5	735.7	777.1	0.0	0.0	0.5	28.5	12,578.8	16,306.3
Tinta Cao	2.8	0.0	0.0	0.0	0.0	2.6	0.0	41.7	50.9
Tinta Madeira	0.0	0.0	60.0	0.0	0.0	0.0	0.0	60.0	31.1
Touriga Nacional *	1,304.0	0.0	2.2	0.0	0.0	18.1	0.0	1,576.8	3,230.0
Trousseau *	2.5	0.0	0.0	0.0	0.0	0.0	0.0	66.5	115.6
Valdiguie *	0.0	0.0	0.0	0.0	0.0	0.0	112.5	1,053.3	1,296.4
Zinfandel	70,281.3	2,851.0	80,880.5	11,834.9	40.2	189.2	273.0	201,642.3	232,854.3
Other Red Wine <sup>1</sup>	307.9	183.0	2,970.6	0.0	0.3	13.6	0.0	5,103.9	6,904.3
<b>Total Red</b>	<b>369,890.3</b>	<b>94,888.7</b>	<b>355,457.3</b>	<b>44,039.3</b>	<b>202.3</b>	<b>3,872.0</b>	<b>40,561.7</b>	<b>1,466,346.4</b>	<b>1,972,249.0</b>
<b>TOTAL WINE</b>	<b>595,015.4</b>	<b>227,531.6</b>	<b>884,436.2</b>	<b>91,736.4</b>	<b>243.2</b>	<b>5,169.4</b>	<b>161,139.4</b>	<b>2,884,339.7</b>	<b>3,684,832.3</b>
<b>TOTAL ALL VARIETIES</b>	<b>595,032.5</b>	<b>227,531.6</b>	<b>907,219.5</b>	<b>146,028.7</b>	<b>243.2</b>	<b>5,169.4</b>	<b>161,139.4</b>	<b>2,961,432.5</b>	<b>3,899,631.3</b>

\* Synonyms for variety names are shown on Page 9.

<sup>1</sup> Other categories include minor and mixed varieties.

<sup>2</sup> This variety was included in Other White Wine in 2023.

<sup>3</sup> This variety was included in Other Red Wine in 2023.

<sup>4</sup> This variety was included in Other Table in 2023.

**TABLE 3: WEIGHTED AVERAGE DEGREES BRUX FOR ALL GRAPES CRUSHED BY CALIFORNIA PROCESSORS  
FROM THE 2024 CROP BY TYPE, VARIETY, AND REPORTING DISTRICT WHERE GROWN, WITH COMPARISONS**

Type and Variety	1	2	3	4	5	6	7	8	9	10	11	12	13	14	15	16	17	State Total	
	Degrees Brix																	2024	2023
<b>RAISIN GRAPES</b>																			
Fiesta	--	--	--	--	--	--	--	--	--	--	--	--	21.9	22.2	--	--	--	22.1	21.7
Thompson Seedless *	--	--	--	--	--	--	--	--	--	--	--	--	19.8	19.7	--	--	--	19.8	19.2
Total Raisin	--	--	--	--	--	--	--	--	--	--	--	--	20.0	21.2	--	--	--	20.2	19.5
<b>TABLE GRAPES</b>																			
Arra Passion Fire	--	--	--	--	--	--	--	--	--	--	--	--	--	22.9	--	--	--	22.9	--
Arra Sweeties	--	--	--	--	--	--	--	--	--	--	--	--	--	20.6	--	--	--	20.6	--
Autumn King	--	--	--	--	--	--	--	--	--	--	--	--	20.1	20.7	--	--	--	20.6	18.7
Autumn Royal	--	--	--	--	--	--	--	--	--	--	--	--	--	21.2	--	--	--	21.2	20.1
Blanc Seedless *	--	--	--	--	--	--	--	--	--	--	--	--	--	19.6	--	--	--	19.6	20.5
Cotton Candy	--	--	--	--	--	--	--	--	--	--	--	--	--	20.6	--	--	--	20.6	20.8
Crimson Seedless *	--	--	--	--	--	--	--	--	--	--	--	--	--	21.0	--	--	--	21.0	21.2
Emerald Seedless *	--	--	--	--	--	--	--	--	--	--	--	--	--	22.0	--	--	--	22.0	22.3
Flame Seedless *	--	--	--	--	--	--	--	--	--	--	--	--	23.3	20.8	--	--	--	20.9	21.9
Flame Tokay <sup>4</sup>	--	--	--	--	--	--	--	--	--	--	19.0	--	--	--	--	--	--	19.0	--
Great Green *	--	--	--	--	--	--	--	--	--	--	--	--	--	20.9	--	--	--	20.9	19.8
Ivory *	--	--	--	--	--	--	--	--	--	--	--	--	--	24.1	--	--	--	24.1	21.1
Krissy *	--	--	--	--	--	--	--	--	--	--	--	--	--	--	--	--	--	--	22.9
Luisco	--	--	--	--	--	--	--	--	--	--	--	--	--	20.2	--	--	--	20.2	18.0
Princess *	--	--	--	--	--	--	--	--	--	--	--	--	--	20.1	--	--	--	20.1	23.1
Red Globe *	--	--	--	--	--	--	--	--	--	--	--	--	--	20.7	--	--	--	20.7	19.6
Scarlet	--	--	--	--	--	--	--	--	--	--	--	--	22.3	--	--	--	--	22.3	24.5
Scarlet Royal	--	--	--	--	--	--	--	--	--	--	--	--	--	20.7	--	--	--	20.7	21.7
Sugra-52	--	--	--	--	--	--	--	--	--	--	--	--	--	--	--	--	--	--	19.5
Sugraone *	--	--	--	--	--	--	--	--	--	--	--	--	--	22.0	--	--	--	22.0	20.4
Summer Royal	--	--	--	--	--	--	--	--	--	--	--	--	--	24.8	--	--	--	24.8	22.3
Other Table <sup>1</sup>	--	--	--	--	--	--	--	--	--	9.1	--	--	25.2	21.3	--	--	--	21.3	21.0
Total Table	--	--	--	--	--	--	--	--	--	9.1	19.0	--	21.4	21.2	--	--	--	21.2	20.9
<b>WINE GRAPES (WHITE)</b>																			
Albarino *	22.9	23.0	22.8	22.8	23.3	23.4	23.0	22.8	22.3	22.1	21.9	22.1	20.9	--	20.0	21.9	21.7	22.0	21.6
Arneis	21.6	--	21.1	21.0	22.0	--	21.0	23.9	--	27.0	--	--	--	--	--	24.9	--	23.1	22.3
Assyriko <sup>2</sup>	--	--	22.9	24.0	22.1	--	20.0	22.2	22.0	--	22.0	--	--	--	--	21.0	--	22.2	--
Burger *	--	--	--	--	--	--	--	--	--	--	16.2	--	18.6	--	--	--	--	18.0	16.4
Chardonnay *	24.3	23.7	23.7	22.9	25.6	24.0	24.6	24.5	23.6	25.0	24.4	23.4	22.4	22.4	23.3	23.9	23.9	23.8	22.9
Chenin Blanc	23.1	23.2	22.0	22.4	22.9	22.1	22.6	22.4	21.3	22.0	21.7	21.7	19.9	--	--	22.3	21.2	20.7	19.6
Clairette Blanche	--	--	26.4	--	--	17.4	17.8	23.2	--	24.5	20.8	--	23.0	--	--	20.8	--	21.4	21.5
Cortese	22.6	--	21.5	--	--	--	--	21.0	21.5	--	--	--	--	--	--	--	21.9	21.9	21.0
Falaghina Greco	21.2	--	22.8	23.9	--	--	22.4	24.5	20.8	24.1	22.0	--	--	--	--	21.0	22.2	22.6	21.6
Fiano	23.2	--	21.6	24.3	--	22.5	22.7	22.3	21.3	23.3	23.6	--	23.0	--	--	22.9	23.1	22.9	22.4
Flora	26.0	--	--	23.1	--	--	--	24.0	--	24.1	--	--	--	--	--	--	--	23.3	21.8
French Colombard	21.0	--	21.3	22.5	21.8	--	--	22.6	21.9	--	20.5	21.6	20.3	19.7	--	--	--	18.9	20.2
Gewurztraminer	24.0	24.2	23.7	21.9	24.6	22.4	23.3	22.6	23.0	21.5	22.1	20.3	--	--	--	22.1	21.8	22.3	22.0
Gray Riesling *	--	--	21.9	--	--	--	--	18.9	--	--	--	--	--	--	--	--	--	20.0	20.9
Grenache Blanc *	22.1	24.9	23.6	24.0	21.2	22.7	23.3	21.8	--	23.0	22.2	--	21.9	--	23.0	21.6	--	22.4	22.1
Grenache Gris *	21.5	--	22.0	--	--	--	20.3	24.4	--	22.9	22.0	--	--	--	--	19.0	--	21.5	22.5
Gruner Veltliner	23.4	--	22.0	--	--	21.5	23.4	22.1	22.0	--	21.9	--	--	--	--	--	20.4	22.6	21.5
Malvasia Bianca	21.8	--	19.8	22.0	22.1	23.1	24.9	23.9	24.5	24.2	19.7	21.0	23.9	--	--	21.1	--	20.9	19.8
Marsanne	24.2	22.6	22.9	24.0	--	24.0	22.8	23.2	20.0	23.3	23.7	--	24.4	--	--	23.3	--	24.1	22.6
Melon	--	--	22.7	--	--	--	21.1	24.9	--	--	--	--	--	--	--	--	--	21.9	21.2
Moscato Gaillo *	--	--	25.4	--	--	--	--	--	--	22.9	--	--	21.0	--	--	--	--	22.9	20.8
Muscat Blanc *	26.0	24.1	23.5	24.2	25.7	22.1	20.5	23.4	25.0	23.4	22.1	21.5	22.7	--	26.3	23.8	22.5	22.4	22.2
Muscat Of Alexandria	--	--	24.5	--	--	--	--	--	24.1	27.3	18.0	20.6	21.7	20.4	--	25.8	23.1	21.5	20.4
Muscat Orange	25.0	--	23.0	21.0	--	--	22.2	25.0	24.1	26.0	23.9	24.4	23.9	--	--	24.0	24.0	24.1	22.5
Palomino *	--	--	22.7	--	--	20.9	--	19.0	--	--	--	--	20.0	--	21.8	--	--	21.2	19.5
Pecorino	--	--	--	--	--	--	--	--	--	--	--	--	--	--	--	--	--	22.9	22.2
Picpoul Blanc	20.7	--	20.9	25.7	--	22.1	17.4	22.1	21.5	22.3	19.8	--	23.1	--	25.0	23.5	18.4	20.6	20.5
Pinot Blanc	24.1	--	19.7	20.6	--	24.1	21.9	23.1	21.9	--	23.7	--	--	--	--	21.0	--	21.5	22.7
Pinot Gris *	22.8	23.0	22.2	21.0	21.9	23.0	22.8	22.5	21.5	21.9	21.3	21.8	20.9	21.2	--	23.0	21.6	21.4	20.7
Ribolla Gialla *	19.5	--	21.1	20.2	--	--	--	--	--	23.0	21.5	--	--	--	--	--	--	20.6	21.2
Roussanne	23.9	26.9	24.1	24.7	--	23.4	24.2	23.2	22.5	24.1	22.6	--	22.2	--	--	23.4	--	23.7	23.0
Sauvignon Blanc *	23.2	23.1	23.4	23.4	22.8	22.7	23.3	23.2	21.2	23.5	21.7	20.4	22.4	19.9	24.6	22.6	20.3	22.2	21.7
Sauvignon Gris	--	--	24.8	24.7	--	--	21.0	20.9	--	--	--	--	--	--	--	--	--	24.5	24.0
Sauvignon Vert *	--	--	24.0	17.6	--	--	--	--	--	--	--	--	--	--	--	--	--	21.5	21.0
Semillon	20.9	24.6	21.9	22.2	22.0	20.5	23.5	21.9	21.0	22.9	20.7	--	23.4	--	--	22.6	20.5	21.4	21.0
St. Emilion *	19.8	--	--	--	--	--	--	21.3	21.6	24.0	--	--	--	--	--	--	--	21.5	20.5
Sylvaner	--	--	21.5	--	--	--	--	22.5	--	--	--	--	--	--	--	--	--	21.9	20.7
Symphony	--	--	22.5	--	--	--	--	--	--	--	21.0	21.5	23.1	--	25.0	22.0	22.4	22.2	19.9
Tocai Friulano	20.6	--	21.1	19.1	--	--	--	26.9	--	21.4	--	--	--	--	--	--	--	20.9	20.7
Torrantes	--	--	--	--	--	--	--	20.8	--	--	22.0	--	--	--	--	--	--	21.9	22.4
Triplett Blanc	--	--	--	--	--	--	--	--	--	--	--	--	22.0	--	--	--	--	22.0	20.6
Verdejo	--	--	21.0	21.8	22.0	24.5	21.5	22.0	22.4	24.0	22.9	--	--	--	--	--	23.3	23.1	21.8
Verdelho	--	--	25.5	22.0	22.4	22.7	21.0	23.2	23.9	23.5	23.9	22.0	--	--	--	23.5	22.2	23.8	23.2
Vernacchia	--	--	22.1	--	--	--	--	--	--	--	--	--	--	--	--	--	--	22.1	24.0
Viognier	25.3	25.5	25.0	24.7	25.5	23.5	26.2	23.8	26.1	24.5	25.6	25.2	19.9	--	24.2	23.3	26.3	25.5	24.6
White Riesling *	22.6	23.6	22.1	21.0	21.8	21.5	22.5	22.4	21.5	22.3	22.7	20.0	20.2	--	--	22.0	21.7	20.8	19.6
Other White Wine <sup>1</sup>	20.8	--	21.7	24.3	21.6	16.6	21.5	22.1	21.8	23.1	23.3	22.9	21.8	--	24.0	22.7	17.3	23.0	19.5
Total White	24.1	23.2	23.6	23.0	23.7	23.5	24.3	23.9											

**TABLE 3: WEIGHTED AVERAGE DEGREES BRIX FOR ALL GRAPES CRUSHED BY CALIFORNIA PROCESSORS FROM THE 2024 CROP BY TYPE, VARIETY, AND REPORTING DISTRICT WHERE GROWN, WITH COMPARISONS**

Type and Variety	1	2	3	4	5	6	7	8	9	10	11	12	13	14	15	16	17	State Total	
	Degrees Brix																	2024	2023
<b>WINE GRAPES (RED)</b>																			
Aglianico	26.0	--	23.9	24.7	26.7	--	--	24.2	24.1	24.2	24.3	--	--	--	--	24.3	--	24.4	23.9
Aleatico	--	--	24.9	20.5	--	--	--	--	--	--	--	--	--	--	--	23.5	--	24.2	22.4
Alicante Bouschet *	26.0	23.0	24.3	25.2	--	24.1	--	24.1	23.4	24.8	24.4	24.7	23.8	--	21.8	25.1	26.9	24.4	20.5
Arinarnoa	--	--	--	--	--	--	--	22.2	--	--	--	--	22.3	--	--	--	--	22.3	23.3
Barbera	26.3	25.9	25.3	22.5	26.5	24.9	23.2	24.8	23.6	26.3	26.2	25.1	24.0	19.0	--	24.9	25.0	23.9	23.5
Blaufraenkisch *	--	--	--	28.9	--	--	--	24.2	24.6	--	22.1	--	--	--	--	--	--	24.0	24.6
Cabernet Dorsa	--	--	--	--	--	--	--	26.5	--	--	--	--	--	--	--	--	--	26.5	24.5
Cabernet Franc	23.6	25.9	25.7	26.2	25.7	25.5	26.1	25.8	27.0	26.5	26.0	--	26.0	--	24.0	24.5	26.0	25.9	25.1
Cabernet Sauvignon	26.3	26.7	26.7	26.2	26.7	26.9	26.1	25.9	24.8	25.8	25.6	25.3	24.8	24.7	25.5	24.9	24.0	25.8	24.9
Carignane	23.4	26.1	24.2	23.9	23.2	23.7	21.8	24.1	20.0	24.7	22.6	--	22.2	--	--	24.7	22.0	22.7	23.9
Carmenere	--	--	26.9	25.4	--	24.8	--	25.9	--	27.0	26.4	--	--	--	--	23.3	--	25.7	24.5
Charbono	24.5	23.8	--	24.2	22.0	25.0	21.9	22.6	--	25.3	25.0	--	23.0	--	--	--	--	24.0	22.7
Cinsaut *	25.1	20.5	22.8	21.3	--	19.2	22.1	21.9	20.0	23.0	21.9	20.0	--	--	22.0	23.3	22.4	22.0	22.0
Counoise	24.0	--	22.4	22.5	--	23.3	18.5	23.3	19.0	23.3	22.3	--	--	--	22.5	23.6	--	23.0	21.7
Dolcetto	24.4	28.7	23.1	24.6	--	22.2	21.5	24.0	--	22.4	23.1	--	--	--	--	20.2	--	23.4	23.5
Dornfelder	--	--	--	--	--	23.4	23.4	21.7	25.8	--	24.0	25.3	--	--	--	--	--	25.0	22.5
Durif	--	--	--	--	--	--	--	25.0	26.4	--	--	--	--	--	--	24.7	24.0	25.2	25.4
Freisa	24.2	--	24.7	--	--	--	--	23.4	--	22.6	--	--	--	--	--	--	--	23.2	22.9
Gamay Noir Au Jus Blanc	--	--	21.8	22.0	--	23.0	23.7	23.1	--	22.2	--	--	--	--	--	--	--	22.6	22.4
Graciano	--	--	24.0	--	23.2	24.2	26.2	25.9	25.0	28.3	26.0	--	24.0	--	--	25.2	23.0	26.0	25.5
Grenache *	24.4	24.1	25.4	25.7	24.3	25.4	24.9	24.4	23.3	24.8	23.2	24.6	21.3	21.3	25.0	24.1	23.8	22.5	21.9
Grignolino	20.8	--	23.6	--	--	23.0	--	--	--	--	23.5	--	--	--	--	--	--	22.5	20.1
Lagrein	--	--	26.9	24.0	--	--	--	25.4	--	22.2	24.6	--	--	--	--	--	--	25.0	24.5
Lambrusco *	--	--	--	--	--	--	--	23.4	--	--	--	25.2	--	--	--	--	--	25.2	23.7
Malbec	24.9	25.6	25.5	25.8	26.3	25.7	25.5	24.8	25.3	25.2	24.9	26.1	23.4	--	24.2	24.0	25.5	25.0	24.2
Marselan <sup>3</sup>	--	--	--	30.0	--	--	--	24.4	23.9	--	--	--	--	--	--	--	--	24.0	--
Mencia	21.9	--	--	23.8	--	--	24.5	22.8	--	--	22.3	--	--	--	--	24.8	--	22.7	22.2
Merlot	25.6	25.6	25.6	26.2	25.3	25.7	24.3	24.9	22.7	25.3	25.8	25.6	24.3	23.5	25.4	24.8	25.2	25.3	24.8
Meunier *	23.2	--	18.8	19.3	--	--	22.8	20.5	--	--	--	--	--	--	--	21.0	--	19.1	19.5
Mission *	--	--	23.4	23.5	20.0	25.3	--	22.1	--	25.4	24.1	--	22.0	24.0	21.6	22.7	--	22.2	22.7
Montepulciano	21.5	24.4	24.9	24.6	--	22.8	23.0	24.2	25.2	25.1	23.9	--	--	--	--	24.0	23.0	24.0	24.0
Mourvedre *	24.7	25.9	24.7	25.3	23.2	23.2	24.0	24.3	23.4	24.5	25.3	--	18.8	--	25.2	23.7	25.6	24.3	24.3
Muscat Hamburg *	--	--	23.9	--	--	--	--	--	--	23.8	24.8	21.8	25.5	--	--	--	--	25.0	23.8
Nebbiolo	22.5	--	24.4	23.9	--	25.0	21.5	23.9	23.9	24.3	24.6	--	24.8	--	--	25.0	22.2	24.4	24.0
Negrette *	--	--	--	24.1	--	--	23.0	--	--	--	--	--	--	--	--	24.7	--	23.2	22.1
Negroamaro	22.1	28.4	27.1	28.1	--	25.3	--	22.1	--	25.8	--	--	--	--	--	24.6	--	25.2	24.2
Nero D'avola *	22.7	29.6	25.9	27.2	24.2	--	--	24.2	--	25.0	24.4	--	23.0	--	--	24.5	25.4	24.9	23.2
Petit Verdot	23.6	26.6	26.0	26.1	25.4	24.9	25.3	25.3	24.6	25.8	25.5	25.7	25.9	--	24.1	24.7	25.2	25.5	24.7
Petite Sirah	25.7	26.5	26.5	26.1	26.2	27.8	27.2	25.8	26.1	26.4	26.0	24.9	25.4	24.1	26.5	25.5	26.7	26.0	25.2
Pinot Noir *	24.6	23.3	24.4	22.0	24.6	23.5	25.6	25.1	25.0	22.6	25.0	24.7	24.6	25.0	24.9	23.5	25.7	24.9	24.0
Pinotage	--	--	24.4	--	--	--	--	--	--	25.9	24.8	--	--	--	--	21.3	25.6	23.8	23.3
Prieto Picudo	--	--	--	--	--	--	--	--	--	--	--	--	--	--	--	--	--	--	23.1
Primitivo	25.0	28.8	25.5	27.1	26.3	25.4	24.2	26.0	24.7	25.7	24.0	27.7	23.1	23.9	24.4	24.4	24.9	25.2	24.9
Refosco *	20.0	--	23.7	22.0	--	23.0	--	20.7	--	24.3	--	--	--	--	--	22.0	--	21.8	21.3
Royalty	--	--	--	--	--	--	--	--	--	--	--	--	24.0	--	--	--	--	24.0	21.9
Rubired *	--	--	--	--	24.1	--	--	--	24.5	24.0	22.9	22.9	24.2	24.2	--	26.0	--	24.2	23.3
Ruby Cabernet	--	--	--	--	--	--	--	24.0	--	--	25.3	26.5	24.8	25.0	--	25.0	--	25.1	24.2
Sagrantino	27.5	--	25.5	27.5	25.0	24.0	23.1	23.2	--	26.3	25.5	--	--	--	--	24.8	--	24.8	25.1
Sangiovese *	24.2	25.0	25.0	25.6	24.0	24.3	22.6	23.9	23.1	25.1	22.8	22.5	22.8	--	24.9	24.1	20.3	23.9	23.1
Schiava Grossa	--	--	20.9	--	--	--	--	--	--	--	--	--	--	--	--	--	--	20.9	--
Souzao	--	22.9	23.5	--	--	23.0	--	25.7	--	25.4	26.3	--	22.0	--	--	--	--	22.6	24.5
St Laurent	--	--	22.5	--	--	--	--	--	--	--	--	--	--	--	--	--	--	22.5	20.8
St Macaire	--	--	27.3	26.5	--	--	--	26.8	--	--	--	--	--	--	--	--	--	26.9	27.4
Syrah *	25.1	26.2	25.5	26.5	24.6	26.2	26.0	25.3	25.6	26.5	25.9	25.3	25.5	24.9	24.8	24.8	25.6	25.6	24.8
Tannat	24.9	--	25.7	27.3	25.4	--	25.0	26.1	26.7	26.6	25.9	22.6	25.3	--	25.4	24.8	26.8	25.3	26.0
Tempranillo *	23.7	23.9	23.6	24.8	23.5	25.0	24.9	24.9	24.5	25.3	24.3	22.4	23.4	--	24.4	24.2	26.1	23.7	23.5
Teroldego	--	26.0	24.5	26.0	24.6	26.6	23.4	24.4	25.6	25.6	25.8	25.9	23.4	--	--	24.0	25.4	25.6	24.7
Tinta Cao	26.8	--	26.6	26.0	--	25.2	26.6	24.5	--	24.9	24.5	--	--	--	--	26.3	--	25.2	24.5
Tinta Madeira	--	--	--	--	--	--	--	--	--	--	--	--	23.9	--	--	--	--	23.9	23.2
Touriga Nacional *	26.8	20.8	23.4	24.5	--	26.7	25.4	25.0	25.0	24.6	24.5	--	23.3	--	--	26.5	--	24.5	23.7
Trousseau *	22.6	23.0	22.4	--	--	--	22.8	22.7	--	22.5	24.8	--	--	--	--	--	--	22.7	22.4
Valdiguie *	22.8	--	22.3	22.3	23.8	24.0	22.4	23.6	--	22.4	--	--	--	--	--	--	18.5	22.7	22.0
Zinfandel	25.6	25.8	25.8	26.8	26.1	25.7	26.2	25.6	20.7	27.2	24.5	22.5	19.3	20.2	23.6	25.3	19.2	22.1	22.0
Other Red Wine <sup>1</sup>	23.8	26.8	24.9	24.9	23.7	22.5	23.4	23.4	25.4	24.7	25.9	24.7	37.8	--	25.0	24.1	--	32.4	22.4
Total Red	25.4	26.5	25.5	25.9	25.4	25.9	25.6	25.5	23.6	26.1	25.4	25.0	23.1	22.8	24.6	24.6	25.5	24.8	24.1
TOTAL WINE	24.7	25.0	24.7	25.3	24.6	25.2	24.9	25.1	23.3	25.8	24.4	23.3	21.9	21.6	24.3	24.2	23.2	23.5	22.9
TOTAL ALL VARIETIES	24.7	25.0	24.7	25.3	24.6	25.2	24.9	25.1	23.3	25.8	24.4	23.3	21.8	21.5	24.3	24.2	23.2	23.5	22.8

-- No tonnage reported for this variety/district.

\* Synonyms for variety names are shown on Page 9.

<sup>1</sup> Other categories include minor and mixed varieties.

<sup>2</sup> This variety was included in Other White

**TABLE 4: TONS OF GRAPES PURCHASED  
FOR WINE, CONCENTRATE, JUICE, VINEGAR, AND BEVERAGE BRANDY BY CALIFORNIA PROCESSORS  
FROM THE 2024 CROP BY TYPE, VARIETY, AND REPORTING DISTRICT WHERE GROWN, WITH COMPARISONS**

Type and Variety	1	2	3	4	5	6	7	8	9	10
	Tons									
<b>RAISIN GRAPES</b>										
Fiesta	0.0	0.0	0.0	0.0	0.0	0.0	0.0	0.0	0.0	0.0
Thompson Seedless *	0.0	0.0	0.0	0.0	0.0	0.0	0.0	0.0	0.0	0.0
<b>Total Raisin</b>	<b>0.0</b>	<b>0.0</b>	<b>0.0</b>	<b>0.0</b>	<b>0.0</b>	<b>0.0</b>	<b>0.0</b>	<b>0.0</b>	<b>0.0</b>	<b>0.0</b>
<b>TABLE GRAPES</b>										
Autumn King	0.0	0.0	0.0	0.0	0.0	0.0	0.0	0.0	0.0	0.0
Autumn Royal	0.0	0.0	0.0	0.0	0.0	0.0	0.0	0.0	0.0	0.0
Cotton Candy	0.0	0.0	0.0	0.0	0.0	0.0	0.0	0.0	0.0	0.0
Flame Seedless *	0.0	0.0	0.0	0.0	0.0	0.0	0.0	0.0	0.0	0.0
Flame Tokay <sup>4</sup>	0.0	0.0	0.0	0.0	0.0	0.0	0.0	0.0	0.0	0.0
Great Green *	0.0	0.0	0.0	0.0	0.0	0.0	0.0	0.0	0.0	0.0
Ivory *	0.0	0.0	0.0	0.0	0.0	0.0	0.0	0.0	0.0	0.0
Krissy *	0.0	0.0	0.0	0.0	0.0	0.0	0.0	0.0	0.0	0.0
Luisco	0.0	0.0	0.0	0.0	0.0	0.0	0.0	0.0	0.0	0.0
Red Globe *	0.0	0.0	0.0	0.0	0.0	0.0	0.0	0.0	0.0	0.0
Scarlet	0.0	0.0	0.0	0.0	0.0	0.0	0.0	0.0	0.0	0.0
Scarlet Royal	0.0	0.0	0.0	0.0	0.0	0.0	0.0	0.0	0.0	0.0
Sugra-52	0.0	0.0	0.0	0.0	0.0	0.0	0.0	0.0	0.0	0.0
Sugraone *	0.0	0.0	0.0	0.0	0.0	0.0	0.0	0.0	0.0	0.0
Other Table <sup>1</sup>	0.0	0.0	0.0	0.0	0.0	0.0	0.0	0.0	0.0	0.1
<b>Total Table</b>	<b>0.0</b>	<b>0.0</b>	<b>0.0</b>	<b>0.0</b>	<b>0.0</b>	<b>0.0</b>	<b>0.0</b>	<b>0.0</b>	<b>0.0</b>	<b>0.1</b>
<b>WINE GRAPES (WHITE)</b>										
Albarino *	5.3	1.0	43.0	34.6	196.5	23.5	402.0	224.8	28.0	14.9
Arneis	14.1	0.0	6.6	1.3	1.0	0.0	2.1	12.1	0.0	0.0
Assyrtiko <sup>2</sup>	0.0	0.0	0.0	0.0	2.3	0.0	1.9	3.1	8.3	0.0
Burger *	0.0	0.0	0.0	0.0	0.0	0.0	0.0	0.0	0.0	0.0
Chardonnay *	22,415.7	1,009.8	52,218.1	12,126.2	1,707.1	803.8	43,513.3	14,063.4	12,176.8	319.6
Chenin Blanc	126.1	93.0	42.7	92.3	689.0	32.3	187.6	472.9	14.7	25.0
Clairette Blanche	0.0	0.0	1.0	0.0	0.0	0.0	28.6	40.7	0.0	1.0
Cortese	0.0	0.0	0.0	0.0	0.0	0.0	0.0	0.6	4.9	0.0
Falaghina Greco	7.4	0.0	4.3	0.0	0.0	0.0	5.2	3.2	1.5	6.5
Fiano	0.0	0.0	15.4	1.6	0.0	1.0	0.0	0.0	4.2	8.6
Flora	0.0	0.0	0.0	28.3	0.0	0.0	0.0	0.1	0.0	0.0
French Colombard	46.8	0.0	32.7	0.0	7.7	0.0	0.0	135.5	5.2	0.0
Gewurztraminer	96.4	48.1	73.4	2.3	204.8	0.3	1,991.9	8.3	10.9	0.7
Gray Riesling *	0.0	0.0	16.7	0.0	0.0	0.0	0.5	27.1	0.0	0.0
Grenache Blanc *	1.8	2.1	70.4	44.2	3.3	31.2	210.7	491.4	0.0	22.4
Grenache Gris *	10.1	0.0	1.5	0.0	0.0	0.0	31.1	9.0	0.0	1.6
Gruner Veltliner	15.7	0.0	8.6	0.0	0.0	49.3	351.9	112.7	2.0	0.0
Malvasia Bianca	0.8	0.0	4.8	4.1	12.3	14.9	104.2	141.1	0.5	3.3
Marsanne	11.7	14.6	29.3	15.5	0.0	0.0	19.5	80.2	1.9	13.8
Melon	0.0	0.0	9.5	0.0	0.0	0.0	27.6	0.4	0.0	0.0
Moscato Gaillo *	0.0	0.0	5.9	0.0	0.0	0.0	0.0	0.0	0.0	2.3
Muscat Blanc *	116.7	109.2	51.3	21.8	19.4	6.1	144.4	65.8	237.8	3.3
Muscat Of Alexandria	0.0	0.0	1.2	0.0	0.0	0.0	0.0	0.0	1.9	6.7
Muscat Orange	1.4	0.0	0.0	0.0	0.0	0.0	3.0	21.3	259.7	0.0
Palomino *	0.0	0.0	5.9	0.0	0.0	4.6	0.0	0.0	0.0	0.0
Pecorino	0.0	0.0	0.0	0.0	0.0	0.0	0.0	0.0	0.0	0.0
Picpoul Blanc	3.9	0.0	8.0	2.0	0.0	0.0	75.8	108.8	0.5	9.0
Pinot Blanc	106.2	0.0	151.6	106.9	0.0	3.0	412.6	18.3	8.0	0.0
Pinot Gris *	105.2	178.3	563.2	89.8	2,104.3	22.1	6,411.2	1,597.6	3,834.6	53.9
Ribolla Gialla *	4.6	0.0	15.7	26.6	0.0	0.0	0.0	0.0	0.0	0.0
Roussanne	16.5	28.0	44.9	7.1	0.0	1.0	26.0	124.0	9.5	29.3
Sauvignon Blanc *	3,389.2	13,893.1	11,562.4	5,887.5	1,576.5	575.3	5,934.1	8,652.0	1,872.5	303.5
Sauvignon Gris	0.0	0.0	37.9	43.4	0.0	0.0	3.4	0.0	0.0	0.0
Sauvignon Vert *	0.0	0.0	7.6	4.9	0.0	0.0	0.0	0.0	0.0	0.0
Semillon	36.5	5.4	249.5	283.1	13.8	18.8	13.8	24.3	0.1	15.3
St. Emilion *	3.1	0.0	0.0	0.0	0.0	0.0	0.0	4.2	7.0	0.0
Sylvaner	0.0	0.0	0.0	0.0	0.0	0.0	0.0	5.9	0.0	0.0
Symphony	0.0	0.0	0.4	0.0	0.0	0.0	0.0	0.0	0.0	0.0
Tocai Friulano	31.5	0.0	7.7	15.4	0.0	0.0	0.0	6.5	0.0	1.6
Torrontes	0.0	0.0	0.0	0.0	0.0	0.0	0.0	1.5	0.0	0.0
Triplett Blanc	0.0	0.0	0.0	0.0	0.0	0.0	0.0	0.0	0.0	0.0
Verdejo	0.0	0.0	0.9	1.0	0.0	25.3	3.2	4.2	4.8	3.2
Verdelho	0.0	0.0	1.2	0.0	14.9	24.7	1.0	6.3	151.6	15.9
Vermentino *	49.3	0.0	90.2	11.5	1.6	0.0	39.0	96.1	419.1	65.9
Vernaccia	0.0	0.0	1.5	0.0	0.0	0.0	0.0	0.0	0.0	0.0
Viognier	183.4	25.5	287.6	100.6	3.4	10.9	58.0	392.0	170.2	82.0
White Riesling *	90.7	14.3	53.4	115.0	289.2	3.4	1,517.0	418.5	3.8	0.0
Other White Wine <sup>1</sup>	17.7	0.0	38.4	29.4	2.8	35.1	8.6	60.3	17.2	7.3
<b>Total White</b>	<b>26,907.8</b>	<b>15,422.4</b>	<b>65,764.4</b>	<b>19,096.4</b>	<b>6,849.9</b>	<b>1,686.6</b>	<b>61,529.2</b>	<b>27,434.2</b>	<b>19,257.2</b>	<b>1,016.6</b>

**TABLE 4: TONS OF GRAPES PURCHASED  
FOR WINE, CONCENTRATE, JUICE, VINEGAR, AND BEVERAGE BRANDY BY CALIFORNIA PROCESSORS  
FROM THE 2024 CROP BY TYPE, VARIETY, AND REPORTING DISTRICT WHERE GROWN, WITH COMPARISONS**

Type and Variety	11	12	13	14	15	16	17	State Total	
								2024	2023
								Tons	
<b>RAISIN GRAPES</b>									
Fiesta	0.0	0.0	1,897.2	1,215.3	0.0	0.0	0.0	3,112.5	5,442.8
Thompson Seedless *	0.0	0.0	18,035.4	0.0	0.0	0.0	0.0	18,035.4	38,823.3
<b>Total Raisin</b>	<b>0.0</b>	<b>0.0</b>	<b>19,932.6</b>	<b>1,215.3</b>	<b>0.0</b>	<b>0.0</b>	<b>0.0</b>	<b>21,147.9</b>	<b>44,266.1</b>
<b>TABLE GRAPES</b>									
Autumn King	0.0	0.0	1,417.5	767.0	0.0	0.0	0.0	2,184.5	695.5
Autumn Royal	0.0	0.0	0.0	0.0	0.0	0.0	0.0	0.0	1,098.9
Cotton Candy	0.0	0.0	0.0	0.0	0.0	0.0	0.0	0.0	432.0
Flame Seedless *	0.0	0.0	71.8	0.0	0.0	0.0	0.0	71.8	0.0
Flame Tokay <sup>4</sup>	2.2	0.0	0.0	0.0	0.0	0.0	0.0	2.2	0.0
Great Green *	0.0	0.0	0.0	0.0	0.0	0.0	0.0	0.0	640.9
Ivory *	0.0	0.0	0.0	0.0	0.0	0.0	0.0	0.0	4,033.7
Krissy *	0.0	0.0	0.0	0.0	0.0	0.0	0.0	0.0	1,115.0
Luisco	0.0	0.0	0.0	25.8	0.0	0.0	0.0	25.8	563.7
Red Globe *	0.0	0.0	0.0	3,643.3	0.0	0.0	0.0	3,643.3	368.0
Scarlet	0.0	0.0	1,076.2	0.0	0.0	0.0	0.0	1,076.2	1,949.3
Scarlet Royal	0.0	0.0	0.0	53.9	0.0	0.0	0.0	53.9	0.0
Sugra-52	0.0	0.0	0.0	0.0	0.0	0.0	0.0	0.0	839.2
Sugraone *	0.0	0.0	0.0	0.0	0.0	0.0	0.0	0.0	1,008.7
Other Table <sup>1</sup>	0.0	0.0	196.3	4,862.7	0.0	0.0	0.0	5,059.1	5,266.9
<b>Total Table</b>	<b>2.2</b>	<b>0.0</b>	<b>2,761.8</b>	<b>9,352.7</b>	<b>0.0</b>	<b>0.0</b>	<b>0.0</b>	<b>12,116.8</b>	<b>18,011.8</b>
<b>WINE GRAPES (WHITE)</b>									
Albarino *	2,951.7	639.8	11.6	0.0	0.5	23.6	4,838.2	9,439.0	10,205.0
Arneis	0.0	0.0	0.0	0.0	0.0	29.3	0.0	66.5	82.7
Assyrtiko <sup>2</sup>	0.0	0.0	0.0	0.0	0.0	0.0	0.0	15.6	0.0
Burger *	1,560.3	0.0	4,659.9	0.0	0.0	0.0	0.0	6,220.2	6,300.1
Chardonnay *	95,509.8	22,777.8	66,124.5	7,863.2	9.6	96.1	39,060.8	391,795.6	469,263.0
Chenin Blanc	2,547.5	2,582.1	19,882.3	0.0	0.0	4.8	7,991.5	34,783.8	29,285.7
Clairette Blanche	4.8	0.0	0.0	0.0	0.0	0.5	0.0	76.6	129.4
Cortese	0.0	0.0	0.0	0.0	0.0	0.0	44.9	50.4	47.8
Falaghina Greco	4.8	0.0	0.0	0.0	0.0	0.0	61.0	93.9	100.1
Fiano	4.2	0.0	7.5	0.0	0.0	10.0	1.8	54.3	93.3
Flora	0.0	0.0	0.0	0.0	0.0	0.0	0.0	28.4	25.4
French Colombard	5,661.7	16.9	215,348.6	19,443.1	0.0	0.0	0.0	240,698.2	270,107.1
Gewurztraminer	991.1	526.0	0.0	0.0	0.0	5.1	4,239.8	8,199.1	8,946.0
Gray Riesling *	0.0	0.0	0.0	0.0	0.0	0.0	0.0	44.3	67.6
Grenache Blanc *	213.8	0.0	9.8	0.0	1.0	48.0	0.0	1,150.1	1,337.5
Grenache Gris *	2.1	0.0	0.0	0.0	0.0	0.7	0.0	56.1	121.0
Gruner Veltliner	33.7	0.0	0.0	0.0	0.0	0.0	53.9	627.8	834.9
Malvasia Bianca	908.8	98.3	21.8	0.0	0.0	13.5	0.0	1,328.4	1,383.1
Marsanne	26.1	0.0	857.7	0.0	0.0	3.4	0.0	1,073.7	240.4
Melon	0.0	0.0	0.0	0.0	0.0	0.0	0.0	37.5	54.1
Moscato Gaillo *	0.0	0.0	0.0	0.0	0.0	0.0	0.0	8.2	11.9
Muscat Blanc *	1,835.4	1,039.3	7,821.2	0.0	1.2	77.4	179.4	11,729.7	30,589.9
Muscat Of Alexandria	0.5	2,483.7	103,581.2	14,807.2	0.0	0.0	86.5	120,968.9	133,180.6
Muscat Orange	380.9	709.0	910.7	0.0	0.0	0.0	55.2	2,341.2	2,941.7
Palomino *	0.0	0.0	11.2	0.0	13.5	0.0	0.0	35.2	76.3
Pecorino	0.0	0.0	0.0	0.0	0.0	27.8	0.0	27.8	28.1
Picpoul Blanc	74.5	0.0	1.6	0.0	1.0	0.0	0.0	285.1	228.1
Pinot Blanc	0.4	0.0	0.0	0.0	0.0	0.0	0.0	807.0	1,082.9
Pinot Gris *	54,150.7	23,349.4	44,459.0	3,636.0	0.0	52.6	17,395.0	158,002.9	197,198.7
Ribolla Gialla *	6.2	0.0	0.0	0.0	0.0	0.0	0.0	53.1	67.7
Roussanne	36.9	0.0	10.9	0.0	0.0	6.9	0.0	341.0	351.8
Sauvignon Blanc *	32,326.9	5,195.2	1,973.4	1,018.8	0.0	54.7	14,187.5	108,402.6	127,399.0
Sauvignon Gris	0.0	0.0	0.0	0.0	0.0	0.0	0.0	84.7	66.8
Sauvignon Vert *	0.0	0.0	0.0	0.0	0.0	0.0	0.0	12.5	17.9
Semillon	557.4	0.0	6.2	0.0	0.0	3.3	564.0	1,791.5	2,173.4
St. Emilion *	0.0	0.0	0.0	0.0	0.0	0.0	0.0	14.3	18.6
Sylvaner	0.0	0.0	0.0	0.0	0.0	0.0	0.0	5.9	3.5
Symphony	702.6	1,484.8	6,654.9	0.0	0.0	0.0	3.2	8,845.9	8,466.5
Tocai Friulano	0.0	0.0	0.0	0.0	0.0	0.0	0.0	62.7	97.6
Torrontes	26.6	0.0	0.0	0.0	0.0	0.0	0.0	28.1	53.8
Triplett Blanc	0.0	0.0	2,025.3	0.0	0.0	0.0	0.0	2,025.3	3,133.4
Verdejo	28.1	0.0	0.0	0.0	0.0	0.0	7.6	78.3	103.1
Verdelho	2,345.6	12.0	0.0	0.0	0.0	0.0	196.3	2,769.5	2,512.6
Vermentino *	1,088.9	11.3	5.8	0.0	0.0	104.1	0.0	1,982.8	2,569.9
Vernaccia	0.0	0.0	0.0	0.0	0.0	0.0	0.0	1.5	18.9
Viognier	6,857.5	1,494.5	24.7	0.0	2.0	43.5	3,040.8	12,776.6	15,817.1
White Riesling *	2,239.7	715.5	0.8	0.0	0.0	17.5	4,419.1	9,897.9	10,685.1
Other White Wine <sup>1</sup>	2,015.7	0.0	0.0	0.0	0.5	2.8	35.1	2,270.9	2,311.5
<b>Total White</b>	<b>215,094.9</b>	<b>63,135.6</b>	<b>474,410.6</b>	<b>46,768.3</b>	<b>29.3</b>	<b>625.6</b>	<b>96,461.6</b>	<b>1,141,490.6</b>	<b>1,339,830.6</b>

**TABLE 4: TONS OF GRAPES PURCHASED  
FOR WINE, CONCENTRATE, JUICE, VINEGAR, AND BEVERAGE BRANDY BY CALIFORNIA PROCESSORS  
FROM THE 2024 CROP BY TYPE, VARIETY, AND REPORTING DISTRICT WHERE GROWN, WITH COMPARISONS**

Type and Variety	1	2	3	4	5	6	7	8	9	10
	Tons									
<b>WINE GRAPES (RED)</b>										
Aglianico	0.0	0.0	8.2	1.3	0.0	0.0	0.0	10.5	5.8	11.0
Aleatico	0.0	0.0	15.4	3.5	0.0	0.0	0.0	0.0	0.0	0.0
Alicante Bouschet *	0.0	4.3	97.9	2.0	0.0	20.3	0.0	12.7	1.4	7.5
Arinarnoa	0.0	0.0	0.0	0.0	0.0	0.0	0.0	0.0	0.0	0.0
Barbera	48.5	74.3	98.2	1.4	20.3	15.9	6.5	149.9	54.5	530.7
Blaufraenkisch *	0.0	0.0	0.0	0.6	0.0	0.0	0.0	3.5	2.8	0.0
Cabernet Franc	36.4	170.4	626.1	1,691.5	16.7	172.6	66.4	1,318.5	2.0	203.7
Cabernet Sauvignon	4,329.6	13,092.2	24,217.1	45,009.3	1,173.8	1,372.2	8,647.6	45,078.1	3,878.2	1,371.0
Carignane	393.7	21.0	198.9	4.5	21.6	197.2	5.7	166.9	2.0	14.6
Carmenere	0.0	0.0	7.7	0.3	0.0	3.1	0.0	16.4	0.0	0.0
Charbono	22.8	8.7	0.0	131.9	7.7	0.0	0.0	21.3	0.0	15.8
Cinsaut *	3.2	7.1	7.1	9.7	0.0	3.0	193.4	244.0	0.4	34.8
Counoise	10.3	0.0	2.7	0.2	0.0	0.0	0.6	48.2	5.2	5.7
Dolcetto	20.9	0.0	15.9	0.0	0.0	7.1	0.0	18.9	0.0	12.7
Dornfelder	0.0	0.0	0.0	0.0	0.0	0.0	12.7	2.7	0.0	0.0
Durif	0.0	0.0	0.0	0.0	0.0	0.0	0.0	0.1	0.0	0.0
Freisa	3.4	0.0	0.0	0.0	0.0	0.0	0.0	2.2	0.0	8.7
Gamay Noir Au Jus Blanc	0.0	0.0	0.0	2.2	0.0	1.6	11.3	1.9	0.0	25.9
Graciano	0.0	0.0	1.2	0.0	1.1	0.0	0.3	133.2	6.9	0.9
Grenache *	268.0	100.5	671.0	158.3	55.6	183.0	1,712.3	3,417.6	38.4	159.5
Grignolino	4.9	0.0	0.0	0.0	0.0	0.0	0.0	0.0	0.0	0.0
Lagrein	0.0	0.0	0.0	3.8	0.0	0.0	0.0	214.1	0.0	7.2
Malbec	64.5	470.1	880.3	1,165.3	34.0	63.9	1,728.0	950.1	1,299.3	193.4
Marselan <sup>3</sup>	0.0	0.0	0.0	0.0	0.0	0.0	0.0	6.8	0.0	0.0
Mencia	6.1	0.0	0.0	2.1	0.0	0.0	2.6	12.2	0.0	0.0
Merlot	1,921.6	401.4	5,380.7	6,267.7	261.5	985.8	3,409.5	4,980.0	238.7	217.5
Meunier *	7.0	0.0	128.9	148.7	0.0	0.0	0.0	8.3	0.0	0.0
Mission *	0.0	0.0	0.0	0.0	0.5	0.0	0.0	0.0	0.0	14.1
Montepulciano	20.4	10.0	21.6	2.6	0.0	26.8	1.1	10.3	0.0	6.3
Mourvedre *	19.4	65.2	141.8	9.9	0.0	237.2	85.0	1,001.9	10.2	108.7
Muscat Hamburg *	0.0	0.0	6.2	0.0	0.0	0.0	0.0	0.0	0.0	2.2
Nebbiolo	10.5	0.0	14.7	0.7	0.0	5.7	0.1	53.4	5.1	5.6
Negrette *	0.0	0.0	0.0	0.2	0.0	0.0	4.9	0.0	0.0	0.0
Negroamaro	10.4	1.8	2.7	0.0	0.0	0.0	0.0	1.3	0.0	1.5
Nero D'Avola *	16.4	13.9	6.8	0.0	0.0	0.0	0.0	5.3	0.0	18.6
Petit Verdot	25.2	474.1	405.4	1,159.4	159.0	586.2	61.1	2,608.0	1,785.9	193.2
Petite Sirah	557.7	1,408.6	1,131.2	1,565.2	1,274.3	701.9	883.0	6,735.3	2,185.5	215.3
Pinot Noir *	3,988.4	413.2	28,603.0	4,263.1	5,611.5	406.8	32,577.8	11,057.3	16.9	24.6
Pinotage	0.0	0.0	0.0	0.0	0.0	0.0	0.0	0.0	0.0	0.0
Prieto Picudo	0.0	0.0	0.0	0.0	0.0	0.0	0.0	0.0	0.0	0.0
Primitivo	21.7	1.0	133.5	57.1	17.7	16.9	0.0	335.8	0.5	97.4
Refosco *	1.3	0.0	0.8	1.4	0.0	3.1	0.0	45.0	0.0	5.4
Royalty	0.0	0.0	0.0	0.0	0.0	0.0	0.0	0.0	0.0	0.0
Rubired *	0.0	0.0	0.0	0.0	3.8	0.0	0.0	0.0	0.0	0.0
Ruby Cabernet	0.0	0.0	0.0	0.0	0.0	0.0	0.0	0.0	0.0	0.0
Sagrantino	0.0	0.0	10.6	0.0	0.0	0.0	1.7	1.3	0.0	0.0
Sangiovese *	187.7	14.8	925.3	204.5	45.7	28.3	26.1	395.7	8.3	96.2
Souzao	0.0	3.3	0.0	0.0	0.0	6.3	0.0	4.2	0.0	2.2
St Laurent	0.0	0.0	2.4	0.0	0.0	0.0	0.0	0.0	0.0	0.0
St Macaire	0.0	0.0	0.0	0.0	0.0	0.0	0.0	52.9	0.0	0.0
Syrah *	732.0	531.3	1,532.5	870.8	158.6	99.4	2,217.2	5,115.4	497.7	405.9
Tannat	1.4	0.0	9.6	0.0	9.7	0.0	0.0	109.9	439.1	4.7
Tempranillo *	2.6	44.5	20.0	43.8	16.2	42.0	78.7	237.3	508.9	73.9
Teroldego	0.0	27.2	0.5	0.0	72.5	238.7	46.8	10.1	1,489.5	4.4
Tinta Cao	1.0	0.0	2.7	0.5	0.0	3.9	0.0	5.6	0.0	6.5
Tinta Madeira	0.0	0.0	0.0	0.0	0.0	0.0	0.0	0.0	0.0	0.0
Touriga Nacional *	9.9	25.6	1.0	3.9	0.0	10.1	0.0	22.9	2.0	18.2
Trousseau *	7.7	14.9	6.1	0.0	0.0	0.0	2.0	4.1	0.0	0.0
Valdiguie *	9.4	0.0	28.7	38.4	54.1	0.0	242.2	328.6	0.0	27.8
Zinfandel	1,264.0	800.4	7,327.9	2,262.6	246.2	1,013.7	302.9	2,067.9	4.6	1,654.4
Other Red Wine <sup>1</sup>	11.0	41.5	406.6	21.3	0.0	22.2	143.9	30.8	0.0	280.7
<b>Total Red</b>	<b>14,039.0</b>	<b>18,241.3</b>	<b>73,098.9</b>	<b>65,109.7</b>	<b>9,262.1</b>	<b>6,474.9</b>	<b>52,471.4</b>	<b>87,058.4</b>	<b>12,489.8</b>	<b>6,088.4</b>
<b>TOTAL WINE</b>	<b>40,946.8</b>	<b>33,663.7</b>	<b>138,863.3</b>	<b>84,206.1</b>	<b>16,112.0</b>	<b>8,161.5</b>	<b>114,000.6</b>	<b>114,492.6</b>	<b>31,747.0</b>	<b>7,105.0</b>
<b>TOTAL ALL VARIETIES</b>	<b>40,946.8</b>	<b>33,663.7</b>	<b>138,863.3</b>	<b>84,206.1</b>	<b>16,112.0</b>	<b>8,161.5</b>	<b>114,000.6</b>	<b>114,492.6</b>	<b>31,747.0</b>	<b>7,105.1</b>

**TABLE 4: TONS OF GRAPES PURCHASED  
FOR WINE, CONCENTRATE, JUICE, VINEGAR, AND BEVERAGE BRANDY BY CALIFORNIA PROCESSORS  
FROM THE 2024 CROP BY TYPE, VARIETY, AND REPORTING DISTRICT WHERE GROWN, WITH COMPARISONS**

Type and Variety	11	12	13	14	15	16	17	State Total	
								2024	2023
								Tons	
<b>WINE GRAPES (RED)</b>									
Aglianico	48.3	0.0	0.0	0.0	0.0	5.6	0.0	90.7	139.3
Aleatico	0.0	0.0	0.0	0.0	0.0	0.0	0.0	18.9	19.5
Alicante Bouschet *	215.3	2.0	909.7	0.0	2.5	2.9	3.4	1,281.9	1,153.6
Arinarnoa	0.0	0.0	849.7	0.0	0.0	0.0	0.0	849.7	575.0
Barbera	376.8	377.9	22,012.8	1,706.1	0.0	49.2	17.7	25,540.7	32,993.7
Blaufraenkisch *	3.7	0.0	0.0	0.0	0.0	0.0	0.0	10.6	35.6
Cabernet Franc	893.6	0.0	33.1	0.0	2.3	101.7	40.2	5,375.2	7,386.9
Cabernet Sauvignon	117,645.6	38,279.2	23,587.9	5,614.0	10.6	276.1	1,143.2	334,725.7	470,744.7
Carignane	462.6	0.0	725.4	0.0	0.0	19.4	0.0	2,233.5	4,991.8
Carmenere	12.5	0.0	0.0	0.0	0.0	3.1	0.0	43.1	55.9
Charbono	7.4	0.0	0.0	0.0	0.0	0.0	0.0	215.6	200.0
Cinsaut *	83.6	26.4	0.0	0.0	1.2	13.6	0.0	627.5	666.9
Counoise	10.1	0.0	0.0	0.0	1.5	0.0	0.0	84.5	111.5
Dolcetto	132.9	0.0	0.0	0.0	0.0	1.9	0.0	210.3	283.9
Dornfelder	223.1	0.0	0.0	0.0	0.0	0.0	0.0	238.5	258.0
Durif	0.0	0.0	0.0	0.0	0.0	25.9	0.0	26.0	10.8
Freisa	0.0	0.0	0.0	0.0	0.0	0.0	0.0	14.3	7.7
Gamay Noir Au Jus Blanc	0.0	0.0	0.0	0.0	0.0	0.0	0.0	42.9	66.3
Graciano	435.5	0.0	0.0	0.0	0.0	0.0	0.0	579.1	540.3
Grenache *	647.3	609.5	20,072.4	1,301.2	15.0	120.6	49.9	29,580.1	43,464.7
Grignolino	0.5	0.0	0.0	0.0	0.0	0.0	0.0	5.4	23.6
Lagrein	0.0	0.0	0.0	0.0	0.0	0.0	0.0	225.1	223.8
Malbec	7,915.8	325.6	10.3	0.0	4.8	88.0	59.0	15,252.4	20,609.6
Marselan <sup>3</sup>	0.0	0.0	0.0	0.0	0.0	0.0	0.0	6.8	0.0
Mencia	11.5	0.0	0.0	0.0	0.0	0.0	0.0	34.5	59.9
Merlot	40,099.8	15,689.7	9,835.9	4,500.7	9.5	101.4	2,179.8	96,481.2	125,986.2
Meunier *	0.0	0.0	0.0	0.0	0.0	0.0	0.0	292.9	295.3
Mission *	10.1	0.0	451.4	2.7	6.0	1.5	0.0	486.3	666.7
Montepulciano	3.9	0.0	0.0	0.0	0.0	43.2	0.0	146.2	190.2
Mourvedre *	148.7	0.0	3.6	0.0	0.5	37.9	7.0	1,877.0	2,659.6
Muscat Hamburg *	159.5	72.8	564.7	0.0	0.0	0.0	0.0	805.4	1,384.8
Nebbiolo	3.0	0.0	0.0	0.0	0.0	0.0	12.3	111.1	329.6
Negrette *	0.0	0.0	0.0	0.0	0.0	0.0	0.0	5.1	16.1
Negroamaro	0.0	0.0	0.0	0.0	0.0	2.5	0.0	20.2	21.7
Nero D'avola *	39.6	0.0	6.4	0.0	0.0	20.1	0.0	127.1	211.6
Petit Verdot	4,207.7	2,074.0	1,140.8	0.0	3.4	20.9	31.2	14,935.5	21,828.9
Petite Sirah	25,938.9	5,948.4	775.3	104.7	5.0	183.4	3,208.7	52,822.4	68,547.9
Pinot Noir *	32,088.0	7,524.6	6,883.3	0.0	6.4	5.7	23,062.6	156,533.2	200,796.4
Pinotage	0.0	0.0	0.0	0.0	0.0	0.0	0.0	0.0	7.9
Prieto Picudo	0.0	0.0	0.0	0.0	0.0	0.0	0.0	0.0	4.9
Primitivo	102.6	3.2	40.7	0.0	1.5	20.1	15.8	865.5	1,327.5
Refosco *	0.0	0.0	0.0	0.0	0.0	0.0	0.0	57.0	61.0
Royalty	0.0	0.0	20.2	0.0	0.0	0.0	0.0	20.2	30.2
Rubired *	2,250.0	2,260.8	124,682.9	14,905.6	0.0	0.0	0.0	144,103.1	192,499.4
Ruby Cabernet	86.3	1,723.2	4,799.3	2,039.0	0.0	0.0	0.0	8,647.8	15,219.3
Sagrantino	2.0	0.0	0.0	0.0	0.0	8.8	0.0	24.4	142.2
Sangiovese *	193.2	101.1	562.8	0.0	1.5	162.2	0.0	2,953.4	3,801.8
Souzao	86.4	0.0	643.3	0.0	0.0	0.0	0.0	745.7	563.1
St Laurent	0.0	0.0	0.0	0.0	0.0	0.0	0.0	2.4	19.9
St Macaire	0.0	0.0	0.0	0.0	0.0	0.0	0.0	52.9	99.6
Syrah *	8,732.5	983.0	17,010.1	0.6	8.2	270.6	68.4	39,234.2	47,477.0
Tannat	2,174.8	1,059.9	472.2	0.0	2.8	10.0	33.5	4,327.6	5,715.7
Tempranillo *	784.4	2,216.8	23.8	0.0	3.1	124.3	35.8	4,256.1	4,946.9
Teroldego	8,177.4	634.6	729.0	0.0	0.0	0.0	26.9	11,457.6	14,587.6
Tinta Cao	0.5	0.0	0.0	0.0	0.0	1.0	0.0	21.7	28.8
Tinta Madeira	0.0	0.0	60.0	0.0	0.0	0.0	0.0	60.0	0.0
Touriga Nacional *	1,230.5	0.0	2.2	0.0	0.0	3.0	0.0	1,329.3	2,932.1
Trousseau *	1.8	0.0	0.0	0.0	0.0	0.0	0.0	36.6	73.7
Valdigue *	0.0	0.0	0.0	0.0	0.0	0.0	112.5	841.7	944.0
Zinfandel	66,358.5	2,794.9	77,235.9	11,652.9	32.9	82.9	9.8	175,112.4	191,488.2
Other Red Wine <sup>1</sup>	25.5	0.0	38.2	0.0	0.0	0.5	0.0	1,022.2	5,328.1
<b>Total Red</b>	<b>322,031.7</b>	<b>82,707.6</b>	<b>314,183.3</b>	<b>41,827.5</b>	<b>118.7</b>	<b>1,808.0</b>	<b>30,117.7</b>	<b>1,137,128.4</b>	<b>1,494,856.9</b>
<b>TOTAL WINE</b>	<b>537,126.6</b>	<b>145,843.2</b>	<b>788,593.9</b>	<b>88,595.8</b>	<b>148.0</b>	<b>2,433.6</b>	<b>126,579.3</b>	<b>2,278,619.0</b>	<b>2,834,687.5</b>
<b>TOTAL ALL VARIETIES</b>	<b>537,128.8</b>	<b>145,843.2</b>	<b>811,288.3</b>	<b>99,163.8</b>	<b>148.0</b>	<b>2,433.6</b>	<b>126,579.3</b>	<b>2,311,883.7</b>	<b>2,896,965.4</b>

\* Synonyms for variety names are shown on Page 9.

<sup>1</sup> Other categories include minor and mixed varieties.

<sup>2</sup> This variety was included in Other White Wine in 2023.

<sup>3</sup> This variety was included in Other Red Wine in 2023.

<sup>4</sup> This variety was included in Other Table in 2023.

**TABLE 5: WEIGHTED AVERAGE DEGREES BRIX FOR ALL GRAPES PURCHASED FOR WINE, CONCENTRATE, JUICE, VINEGAR, AND BEVERAGE BRANDY BY CALIFORNIA PROCESSORS FROM THE 2024 CROP BY TYPE, VARIETY, AND REPORTING DISTRICT WHERE GROWN, WITH COMPARISONS**

Type and Variety	1	2	3	4	5	6	7	8	9	10	11	12	13	14	15	16	17	State Total	
	Degrees Brix																	2024	2023
<b>RAISIN GRAPES</b>																			
Fiesta	--	--	--	--	--	--	--	--	--	--	--	--	21.9	21.6	--	--	--	21.8	21.6
Thompson Seedless *	--	--	--	--	--	--	--	--	--	--	--	--	19.9	--	--	--	--	19.9	19.1
<b>Total Raisin</b>	--	--	--	--	--	--	--	--	--	--	--	--	20.1	21.6	--	--	--	20.2	19.4
<b>TABLE GRAPES</b>																			
Autumn King	--	--	--	--	--	--	--	--	--	--	--	--	20.1	20.7	--	--	--	20.3	18.7
Autumn Royal	--	--	--	--	--	--	--	--	--	--	--	--	--	--	--	--	--	--	21.9
Cotton Candy	--	--	--	--	--	--	--	--	--	--	--	--	--	--	--	--	--	--	18.7
Flame Seedless *	--	--	--	--	--	--	--	--	--	--	--	--	23.3	--	--	--	--	23.3	--
Flame Tokay <sup>4</sup>	--	--	--	--	--	--	--	--	--	--	23.0	--	--	--	--	--	--	23.0	--
Great Green *	--	--	--	--	--	--	--	--	--	--	--	--	--	--	--	--	--	--	19.5
Ivory *	--	--	--	--	--	--	--	--	--	--	--	--	--	--	--	--	--	--	20.3
Krissy *	--	--	--	--	--	--	--	--	--	--	--	--	--	--	--	--	--	--	22.9
Luisco	--	--	--	--	--	--	--	--	--	--	--	--	--	20.2	--	--	--	20.2	18.0
Red Globe *	--	--	--	--	--	--	--	--	--	--	--	--	--	20.7	--	--	--	20.7	20.4
Scarlet	--	--	--	--	--	--	--	--	--	--	--	--	22.3	--	--	--	--	22.3	24.5
Scarlet Royal	--	--	--	--	--	--	--	--	--	--	--	--	--	20.7	--	--	--	20.7	--
Sugra-52	--	--	--	--	--	--	--	--	--	--	--	--	--	--	--	--	--	--	19.5
Sugraone *	--	--	--	--	--	--	--	--	--	--	--	--	--	--	--	--	--	--	20.5
Other Table <sup>1</sup>	--	--	--	--	--	--	--	--	--	9.1	--	--	25.2	21.4	--	--	--	21.5	21.5
<b>Total Table</b>	--	--	--	--	--	--	--	--	--	9.1	23.0	--	21.4	21.0	--	--	--	21.1	21.2
<b>WINE GRAPES (WHITE)</b>																			
Albarino *	22.9	23.0	22.7	22.2	23.2	23.7	23.0	23.0	22.3	22.0	21.9	22.1	20.9	--	20.0	22.1	21.7	21.9	21.5
Arneis	22.0	--	20.2	21.0	22.0	--	21.0	24.0	--	--	--	--	--	--	--	25.0	--	23.5	22.5
Assyrtiko <sup>2</sup>	--	--	--	--	22.7	--	20.0	21.5	22.0	--	--	--	--	--	--	--	--	21.8	--
Burger *	--	--	--	--	--	--	--	--	--	--	16.2	--	18.6	--	--	--	--	18.0	15.8
Chardonnay *	24.2	23.3	23.8	22.8	25.3	24.6	24.7	24.3	23.8	25.2	24.4	23.8	22.4	22.4	23.3	24.1	23.8	23.8	22.9
Chenin Blanc	22.7	23.2	21.7	22.5	22.3	22.3	22.6	22.7	21.4	22.4	21.9	21.9	19.9	--	--	23.0	21.5	20.7	19.7
Clarette Blanche	--	--	26.4	--	--	--	17.0	23.0	--	25.2	19.6	--	--	--	--	23.0	--	20.6	20.5
Cortese	--	--	--	--	--	--	--	21.0	21.8	--	--	--	--	--	--	--	21.9	21.9	21.4
Falaghina Greco	21.0	--	22.0	--	--	--	21.9	22.8	20.9	24.6	22.0	--	--	--	--	--	22.2	22.2	21.4
Fiano	--	--	21.7	24.4	--	23.3	--	--	21.0	24.1	21.5	--	23.0	--	--	23.0	23.4	22.6	22.5
Flora	--	--	--	23.1	--	--	--	24.0	--	--	--	--	--	--	--	--	--	23.1	21.7
French Colombard	21.8	--	20.9	--	22.0	--	--	22.7	18.0	--	20.5	21.6	20.3	19.7	--	--	--	20.3	19.7
Gewurztraminer	23.0	22.0	23.5	22.0	24.6	22.4	23.5	22.3	22.3	23.1	22.1	20.3	--	--	--	23.6	21.6	22.2	21.8
Gray Riesling *	--	--	21.6	--	--	--	19.2	18.9	--	--	--	--	--	--	--	--	--	19.9	21.1
Grenache Blanc *	21.8	25.1	23.4	24.1	21.2	22.8	23.2	22.2	--	22.3	22.2	--	22.2	--	23.0	21.8	--	22.6	21.8
Grenache Gris *	21.5	--	22.0	--	--	--	20.0	25.3	--	23.5	22.0	--	--	--	--	19.0	--	21.3	22.2
Gruener Veltliner	23.5	--	22.8	--	--	21.5	23.4	22.3	22.0	--	21.9	--	--	--	--	--	20.4	22.7	21.6
Malvasia Bianca	22.0	--	22.7	20.2	22.8	23.6	24.6	23.3	24.5	26.0	19.7	22.4	23.9	--	--	21.1	--	20.9	20.2
Marsanne	24.2	22.6	23.7	23.1	--	--	24.1	23.3	20.0	22.7	21.0	--	24.5	--	--	23.1	--	24.2	22.8
Melon	--	--	23.5	--	--	--	21.2	23.8	--	--	--	--	--	--	--	--	--	21.8	21.0
Moscato Gaillo *	--	--	25.4	--	--	--	--	--	--	21.4	--	--	--	--	--	--	--	24.3	20.7
Muscat Blanc *	22.7	23.8	24.6	24.3	25.6	19.0	20.6	22.5	25.0	24.0	22.1	23.4	22.4	--	26.7	23.4	22.4	22.5	22.6
Muscat Of Alexandria	--	--	29.0	--	--	--	--	--	22.0	26.6	18.0	20.5	21.7	20.3	--	--	23.1	21.5	20.5
Muscat Orange	23.4	--	--	--	--	--	22.2	22.5	24.1	--	23.9	24.4	23.9	--	--	--	24.0	24.1	22.8
Palomino *	--	--	22.7	--	--	20.9	--	--	--	--	--	--	20.0	--	21.8	--	--	21.3	19.2
Pecorino	--	--	--	--	--	--	--	--	--	--	--	--	--	--	--	22.9	--	22.9	22.2
Picpoul Blanc	20.7	--	20.6	25.7	--	--	18.0	22.1	21.5	21.5	20.7	--	23.1	--	25.0	--	--	20.6	20.1
Pinot Blanc	24.1	--	18.7	20.6	--	24.1	21.9	22.9	21.6	--	23.7	--	--	--	--	--	--	21.5	22.8
Pinot Gris *	23.2	23.3	22.2	20.9	21.4	22.4	22.6	22.4	20.7	21.2	21.4	21.9	20.8	21.2	--	23.8	21.5	21.3	20.6
Ribolla Gialla *	19.6	--	21.0	20.1	--	--	--	--	--	--	21.7	--	--	--	--	--	--	20.5	21.3
Roussanne	24.2	27.6	24.7	22.2	--	25.0	25.2	23.5	22.5	24.7	22.7	--	22.2	--	--	22.6	--	24.1	22.8
Sauvignon Blanc *	23.2	22.8	23.4	23.5	22.7	22.0	23.2	23.3	21.2	23.4	21.9	20.5	22.5	19.9	--	22.0	20.2	22.2	21.5
Sauvignon Gris	--	--	25.0	24.9	--	--	21.0	--	--	--	--	--	--	--	--	--	--	24.8	24.5
Sauvignon Vert *	--	--	24.0	22.0	--	--	--	--	--	--	--	--	--	--	--	--	--	23.2	21.0
Semillon	21.1	27.1	22.4	21.2	22.4	14.3	25.5	21.8	21.0	23.0	20.7	--	23.4	--	--	22.9	20.5	21.0	20.6
St. Emilion *	19.8	--	--	--	--	--	--	21.2	21.6	--	--	--	--	--	--	--	--	21.1	20.5
Sylvaner	--	--	--	--	--	--	--	23.0	--	--	--	--	--	--	--	--	--	23.0	22.1
Symphony	--	--	22.5	--	--	--	--	--	--	--	20.9	21.5	23.1	--	--	--	22.4	22.7	22.4
Tocai Friulano	20.5	--	20.6	18.7	--	--	--	26.9	--	21.4	--	--	--	--	--	--	--	20.8	21.2
Torrontes	--	--	--	--	--	--	--	20.8	--	--	22.0	--	--	--	--	--	--	21.9	22.5
Triplett Blanc	--	--	--	--	--	--	--	--	--	--	--	--	22.0	--	--	--	--	22.0	20.6
Verdejo	--	--	21.0	21.8	--	24.5	21.5	22.1	21.0	23.0	22.9	--	--	--	--	--	23.3	23.2	22.1
Verdelho	--	--	25.5	--	22.4	22.8	21.0	24.1	24.0	24.0	23.9	22.0	--	--	--	--	22.2	23.8	23.2
Vermentino *	22.9	--	22.4	23.0	22.6	--	21.2	22.3	22.6	22.4	22.0	22.5	22.1	--	--	23.5	--	22.3	21.8
Vernaccia	--	--	22.1	--	--	--	--	--	--	--	--	--	--	--	--	--	--	22.1	24.0
Viognier	26.1	23.6	25.1	24.4	22.3	21.4	24.0	23.9	26.1	25.0	25.8	24.9	23.8	--	23.0	22.8	26.2	25.7	24.9
White Riesling *	22.6	23.3	22.0	20.3	21.9	20.5	22.6	22.5	21.5	--	22.7	23.5	21.0	--	--	22.8	21.4	22.1	20.9
Other White Wine <sup>1</sup>	20.6	--	22.1	21.9	21.4	15.8	20.8	22.5	21.8	22.7	23.4	--	--	--	24.0	21.2	17.3	23.0	19.2
<b>Total White</b>	24.0	22.9	23.7	23.0	22.9	23.1	24.2	23.7	23.0	23.9	22.9	22.5	21.0	20.4	22.7	23.2	22.4	22.1	21.4

**TABLE 5: WEIGHTED AVERAGE DEGREES BRIX FOR ALL GRAPES PURCHASED FOR WINE, CONCENTRATE, JUICE, VINEGAR, AND BEVERAGE BRANDY BY CALIFORNIA PROCESSORS FROM THE 2024 CROP BY TYPE, VARIETY, AND REPORTING DISTRICT WHERE GROWN, WITH COMPARISONS**

Type and Variety	1	2	3	4	5	6	7	8	9	10	11	12	13	14	15	16	17	State Total	
	Degrees Brix																	2024	2023
<b>WINE GRAPES (RED)</b>																			
Aglianico	--	--	24.2	26.7	--	--	--	24.9	23.6	24.0	24.2	--	--	--	--	24.4	--	24.3	23.6
Aleatico	--	--	25.2	20.5	--	--	--	--	--	--	--	--	--	--	--	--	--	24.4	22.3
Alicante Bouschet *	--	23.0	24.3	27.0	--	24.1	--	24.2	23.4	24.4	24.4	25.7	23.8	--	21.8	25.1	26.9	24.0	23.1
Arimarinoa	--	--	--	--	--	--	--	--	--	--	--	--	22.3	--	--	--	--	22.3	23.3
Barbera	25.5	25.2	26.1	22.5	26.4	25.5	23.1	25.9	23.4	26.2	25.5	25.0	23.8	19.0	--	25.1	25.0	23.6	23.3
Blaufraenkisch *	--	--	--	28.9	--	--	--	23.7	24.6	--	22.1	--	--	--	--	--	--	23.6	24.6
Cabernet Franc	24.5	26.0	26.1	26.3	25.0	25.0	24.7	26.1	27.0	27.5	25.9	--	25.0	--	23.8	25.0	24.5	26.1	25.1
Cabernet Sauvignon	26.5	26.4	26.6	26.2	27.3	26.5	26.2	26.1	24.7	25.8	25.6	25.3	24.7	24.7	25.1	25.1	23.8	25.8	24.8
Carignane	23.1	26.1	24.1	23.9	23.6	23.6	21.9	24.1	20.0	24.7	22.4	--	22.4	--	--	25.4	--	23.0	22.6
Carmenere	--	--	26.9	24.5	--	24.8	--	26.1	--	--	26.4	--	--	--	--	21.5	--	25.9	25.2
Charbono	24.2	23.8	--	24.4	22.0	--	--	22.7	--	25.6	25.1	--	--	--	--	--	--	24.2	22.7
Cinsaut *	25.1	20.5	23.3	20.3	--	19.2	20.7	22.3	20.0	22.9	21.9	20.0	--	--	22.0	24.2	--	21.7	21.9
Counoise	24.1	--	24.4	22.0	--	--	18.5	23.6	19.5	24.2	21.9	--	--	--	22.5	--	--	23.2	21.5
Dolcetto	22.7	--	23.1	--	--	22.0	--	23.7	--	22.2	23.1	--	--	--	--	22.7	--	23.0	23.5
Domfelder	--	--	--	--	--	--	25.7	21.7	--	--	24.0	--	--	--	--	--	--	24.1	23.1
Durif	--	--	--	--	--	--	--	25.0	--	--	--	--	--	--	--	24.8	--	24.8	21.7
Freisa	24.2	--	--	--	--	--	--	23.4	--	22.6	--	--	--	--	--	--	--	23.1	22.9
Gamay Noir Au Jus Blanc	--	--	--	24.3	--	23.0	23.7	23.1	--	22.2	--	--	--	--	--	--	--	22.8	22.4
Graciano	--	--	24.3	--	23.2	--	26.2	26.2	25.0	23.0	26.1	--	--	--	--	--	--	26.1	25.7
Grenache *	24.0	23.7	24.6	25.0	24.0	26.1	24.3	24.6	23.2	24.3	24.0	24.6	21.3	21.3	25.0	24.2	24.2	22.2	21.6
Grignolino	20.8	--	--	--	--	--	--	--	--	--	23.5	--	--	--	--	--	--	21.1	19.5
Lagrein	--	--	--	24.0	--	--	--	25.4	--	22.2	--	--	--	--	--	--	--	25.3	24.7
Malbec	25.9	26.3	25.8	25.7	26.3	24.1	25.4	24.8	25.3	25.1	25.0	26.1	21.7	--	23.6	23.4	25.6	25.2	24.0
Marselan <sup>3</sup>	--	--	--	--	--	--	--	22.0	--	--	--	--	--	--	--	--	--	22.0	--
Mencia	21.9	--	--	23.8	--	--	24.5	22.8	--	--	22.3	--	--	--	--	--	--	22.7	22.1
Merlot	25.7	25.5	25.7	26.2	25.5	26.1	24.6	25.3	24.5	25.1	25.7	25.7	24.2	23.5	25.8	24.9	25.2	25.4	24.8
Meunier *	22.8	--	19.8	19.2	--	--	--	20.0	--	--	--	--	--	--	--	--	--	19.5	20.0
Mission *	--	--	--	--	29.0	--	--	--	--	25.7	24.0	--	22.0	24.0	21.6	21.1	--	22.2	22.8
Montepulciano	21.4	25.2	25.0	26.2	--	22.4	22.9	24.3	--	23.0	23.9	--	--	--	--	24.6	--	23.8	23.8
Mourvedre *	24.5	26.5	24.6	24.2	--	23.1	24.0	24.5	23.4	24.4	25.5	--	20.0	--	25.5	22.8	26.0	24.4	24.3
Muscat Hamburg *	--	--	23.9	--	--	--	--	--	--	23.8	24.8	21.0	25.5	--	--	--	--	25.0	23.9
Nebbiolo	21.5	--	24.4	22.4	--	24.9	21.5	23.8	23.9	24.6	24.6	--	--	--	--	--	22.2	23.6	23.9
Negrette *	--	--	--	24.0	--	--	23.1	--	--	--	--	--	--	--	--	--	--	23.1	22.2
Negroamaro	21.7	28.3	25.2	--	--	--	--	25.4	--	26.0	--	--	--	--	--	24.4	--	23.7	23.2
Nero D'avola *	22.8	29.6	25.9	--	--	--	--	24.4	--	25.0	24.4	--	23.5	--	--	25.4	--	25.0	22.9
Petit Verdot	25.9	27.4	26.3	26.1	25.4	25.0	26.4	25.4	24.7	25.7	25.4	25.7	26.4	--	23.6	24.9	25.0	25.6	24.7
Petite Sirah	26.9	26.3	25.8	26.0	26.4	28.3	26.3	26.0	26.0	26.7	25.9	24.9	26.3	24.1	26.7	25.2	26.7	25.9	25.3
Pinot Noir *	24.1	23.2	24.6	21.7	24.6	23.2	25.5	25.3	25.2	22.5	25.0	25.2	24.6	--	24.8	26.5	25.9	25.0	24.3
Pinotage	--	--	--	--	--	--	--	--	--	--	--	--	--	--	--	--	--	--	24.2
Prieto Picudo	--	--	--	--	--	--	--	--	--	--	--	--	--	--	--	--	--	--	23.0
Primitivo	24.8	29.2	25.5	26.7	26.3	25.5	--	27.5	22.3	26.0	23.6	27.7	24.8	--	22.0	22.7	24.9	26.1	24.8
Refosco *	19.9	--	23.4	24.0	--	23.0	--	20.8	--	25.1	--	--	--	--	--	--	--	21.4	21.2
Royalty	--	--	--	--	--	--	--	--	--	--	--	--	23.8	--	--	--	--	23.8	22.1
Rubired *	--	--	--	--	24.0	--	--	--	--	--	22.9	22.9	24.2	24.3	--	--	--	24.2	23.3
Ruby Cabernet	--	--	--	--	--	--	--	--	--	--	25.4	26.5	24.5	25.0	--	--	--	25.0	24.5
Sagrantino	--	--	25.5	--	--	--	23.4	25.4	--	--	25.5	--	--	--	--	24.7	--	25.1	25.4
Sangiovese *	24.3	25.8	25.1	25.6	24.1	24.4	22.3	23.5	24.1	25.6	21.7	22.5	22.6	--	26.7	24.5	--	24.0	23.3
Souzao	--	22.9	--	--	--	22.9	--	24.0	--	26.3	26.4	--	21.8	--	--	--	--	22.4	24.6
St Laurent	--	--	22.5	--	--	--	--	--	--	--	--	--	--	--	--	--	--	22.5	20.4
St Macaire	--	--	--	--	--	--	--	27.0	--	--	--	--	--	--	--	--	--	27.0	27.9
Syrah *	25.0	26.4	25.6	26.7	24.7	28.5	24.8	25.2	26.2	26.6	26.3	25.3	25.4	24.0	24.6	24.8	26.2	25.6	24.8
Tannat	24.5	--	27.3	--	25.4	--	--	26.2	27.8	23.0	25.6	22.6	25.6	--	25.7	25.1	27.0	25.1	26.1
Tempranillo *	25.9	24.7	25.6	25.6	23.4	25.0	25.1	25.1	24.6	24.1	24.1	22.4	22.2	--	23.4	23.9	25.9	23.4	23.5
Teroldego	--	25.4	26.0	--	24.5	26.6	24.0	24.4	25.7	26.2	25.8	25.9	23.5	--	--	--	25.3	25.6	24.8
Tinta Cao	26.8	--	26.6	26.0	--	25.2	--	24.0	--	24.3	27.0	--	--	--	--	24.7	--	24.9	23.7
Tinta Madeira	--	--	--	--	--	--	--	--	--	--	--	--	23.9	--	--	--	--	23.9	--
Touriga Nacional *	26.8	20.8	22.6	22.0	--	23.8	--	25.1	25.0	23.6	24.4	--	23.3	--	--	27.7	--	24.4	23.7
Trousseau *	22.6	23.0	23.0	--	--	--	22.8	20.9	--	--	24.7	--	--	--	--	--	--	22.8	22.3
Valdiguie *	22.9	--	22.2	22.4	24.4	--	22.4	24.1	--	22.3	--	--	--	--	--	--	18.8	22.7	21.7
Zinfandel	26.1	26.3	25.6	27.0	26.1	25.5	25.6	25.6	26.2	27.1	24.5	22.4	19.0	20.1	23.3	25.6	25.0	21.9	22.1
Other Red Wine <sup>1</sup>	23.8	25.4	25.0	26.1	--	20.7	23.6	22.9	--	24.6	22.7	--	23.0	--	--	24.2	--	24.4	22.0
<b>Total Red</b>	<b>25.4</b>	<b>26.3</b>	<b>25.5</b>	<b>25.9</b>	<b>25.2</b>	<b>25.8</b>	<b>25.5</b>	<b>25.7</b>	<b>25.3</b>	<b>26.0</b>	<b>25.3</b>	<b>25.1</b>	<b>22.8</b>	<b>22.8</b>	<b>24.2</b>	<b>24.7</b>	<b>25.8</b>	<b>24.6</b>	<b>24.0</b>
<b>TOTAL WINE</b>	<b>24.5</b>	<b>24.7</b>	<b>24.7</b>	<b>25.3</b>	<b>24.3</b>	<b>25.2</b>	<b>24.8</b>	<b>25.2</b>	<b>23.9</b>	<b>25.7</b>	<b>24.4</b>	<b>24.0</b>	<b>21.7</b>	<b>21.6</b>	<b>23.9</b>	<b>24.3</b>	<b>23.2</b>	<b>23.4</b>	<b>22.8</b>
<b>TOTAL ALL VARIETIE</b>	<b>24.5</b>	<b>24.7</b>	<b>24.7</b>	<b>25.3</b>	<b>24.3</b>	<b>25.2</b>	<b>24.8</b>	<b>25.2</b>	<b>23.9</b>	<b>25.7</b>	<b>24.4</b>	<b>24.0</b>	<b>21.7</b>	<b>21.5</b>	<b>23.9</b>	<b>24.3</b>	<b>23.2</b>	<b>23.3</b>	<b>22.7</b>

-- No tonnage reported for this variety/district.

\* Synonyms for variety names are shown on Page 9.

<sup>1</sup> Other categories include minor and mixed varieties.

<sup>2</sup> This variety was included in Other White Wine in 2023.

<sup>3</sup> This variety was included in Other Red Wine in 2023.

<sup>4</sup> This variety was included in Other Table in 2023.

**TABLE 6: WEIGHTED AVERAGE GROWER RETURNS PER TON DELIVERED BASIS PURCHASED FOR WINE, CONCENTRATE, JUICE, VINEGAR, AND BEVERAGE BRANDY BY CALIFORNIA PROCESSORS FROM THE 2024 CROP BY TYPE, VARIETY, AND REPORTING DISTRICT WHERE GROWN, WITH COMPARISONS**

Type and Variety	1	2	3	4	5	6	7	8	9	10
	Dollars									
<b>RAISIN GRAPES</b>										
Fiesta	--	--	--	--	--	--	--	--	--	--
Thompson Seedless *	--	--	--	--	--	--	--	--	--	--
<b>Total Raisin</b>	--	--	--	--	--	--	--	--	--	--
<b>TABLE GRAPES</b>										
Autumn King	--	--	--	--	--	--	--	--	--	--
Autumn Royal	--	--	--	--	--	--	--	--	--	--
Cotton Candy	--	--	--	--	--	--	--	--	--	--
Flame Seedless *	--	--	--	--	--	--	--	--	--	--
Flame Tokay <sup>4</sup>	--	--	--	--	--	--	--	--	--	--
Great Green *	--	--	--	--	--	--	--	--	--	--
Ivory *	--	--	--	--	--	--	--	--	--	--
Krissy *	--	--	--	--	--	--	--	--	--	--
Luisco	--	--	--	--	--	--	--	--	--	--
Red Globe *	--	--	--	--	--	--	--	--	--	--
Scarlet	--	--	--	--	--	--	--	--	--	--
Scarlet Royal	--	--	--	--	--	--	--	--	--	--
Sugra-52	--	--	--	--	--	--	--	--	--	--
Sugraone *	--	--	--	--	--	--	--	--	--	--
Other Table <sup>1</sup>	--	--	--	--	--	--	--	--	--	1,500.00
<b>Total Table</b>	--	--	--	--	--	--	--	--	--	1,500.00
<b>WINE GRAPES (WHITE)</b>										
Albarino *	1,749.06	2,800.00	2,947.22	4,286.49	721.56	714.43	1,450.76	2,517.11	2,163.57	1,800.67
Arneis	2,254.61	--	2,200.00	2,500.00	1,000.00	--	1,800.00	2,370.26	--	--
Assyrüko <sup>2</sup>	--	--	--	--	1,660.87	--	2,450.00	2,387.10	2,087.95	--
Burger *	--	--	--	--	--	--	--	--	--	--
Chardonnay *	1,063.71	1,241.12	2,590.41	3,790.12	1,003.67	1,450.02	1,228.13	1,561.07	626.00	1,789.78
Chenin Blanc	2,235.13	1,802.60	1,982.59	3,395.77	597.66	545.82	2,042.03	1,538.55	902.04	1,917.20
Clairette Blanche	--	--	2,747.00	--	--	--	1,100.00	2,933.35	--	2,400.00
Cortese	--	--	--	--	--	--	--	1,000.00	1,450.00	--
Falaghina Greco	3,372.97	--	3,739.53	--	--	--	2,995.19	2,906.25	1,360.00	2,000.00
Fiano	--	--	3,401.82	2,500.00	--	2,000.00	--	--	1,271.43	2,251.16
Flora	--	--	--	2,749.96	--	--	--	14,330.00	--	--
French Colombard	1,228.49	--	2,012.41	--	2,400.00	--	--	462.18	1,800.00	--
Gewurztraminer	2,219.31	1,950.00	2,395.39	2,000.00	450.41	2,000.00	750.17	2,219.28	1,461.24	1,950.00
Gray Riesling *	--	--	3,041.56	--	--	--	1,500.00	1,631.00	--	--
Grenache Blanc *	3,144.44	2,600.00	2,828.01	3,731.33	1,800.00	676.92	1,452.17	2,150.03	--	2,290.62
Grenache Gris *	3,800.00	--	1,800.00	--	--	--	1,300.00	2,583.80	--	1,800.00
Gruener Veltliner	2,400.00	--	3,313.95	--	--	2,029.86	1,182.45	2,597.71	2,200.00	--
Malvasia Bianca	2,200.00	--	2,802.08	3,000.00	1,622.44	1,934.90	1,065.54	1,499.10	750.00	1,800.00
Marsanne	2,207.69	1,548.18	3,398.87	2,829.35	--	--	2,112.34	2,977.66	1,800.00	2,252.90
Melon	--	--	2,578.95	--	--	--	2,268.84	2,000.00	--	--
Moscato Gaillo *	--	--	2,544.76	--	--	--	--	--	--	2,000.00
Muscat Blanc *	838.63	1,358.06	2,303.71	2,875.52	1,700.00	1,225.00	1,209.14	1,438.77	1,318.03	1,650.00
Muscat Of Alexandria	--	--	6,300.00	--	--	--	--	--	2,400.00	2,000.00
Muscat Orange	2,000.00	--	--	--	--	--	2,190.00	1,729.34	382.17	--
Palomino *	--	--	7,877.10	--	--	2,000.00	--	--	--	--
Pecorino	--	--	--	--	--	--	--	--	--	--
Picpoul Blanc	3,867.40	--	2,505.00	2,200.00	--	--	1,158.51	2,421.00	750.00	1,937.33
Pinot Blanc	1,310.26	--	1,841.41	2,950.98	--	2,000.00	1,330.87	2,930.74	1,612.47	--
Pinot Gris *	2,305.04	1,524.14	1,952.36	2,479.48	652.98	2,110.86	1,032.08	1,210.17	534.35	1,501.11
Ribolla Gialla *	2,800.00	--	3,216.40	4,013.16	--	--	--	--	--	--
Roussanne	3,215.32	2,270.00	3,653.43	3,562.58	--	2,000.00	1,930.39	3,689.40	1,452.63	2,047.44
Sauvignon Blanc *	1,441.35	1,313.75	2,024.54	3,264.54	1,452.43	866.60	1,250.67	1,560.33	571.99	1,675.66
Sauvignon Gris	--	--	2,240.16	3,069.42	--	--	1,850.00	--	--	--
Sauvignon Vert *	--	--	2,402.22	3,673.29	--	--	--	--	--	--
Semillon	2,082.05	1,899.54	2,836.90	3,844.94	2,100.00	1,200.00	1,853.62	1,835.19	1,200.00	1,567.97
St. Emilion *	2,800.00	--	--	--	--	--	--	3,288.10	2,200.00	--
Sylvaner	--	--	--	--	--	--	--	2,000.00	--	--
Symphony	--	--	1,500.00	--	--	--	--	--	--	--
Tocai Friulano	2,006.71	--	3,156.82	3,864.94	--	--	--	1,700.00	--	2,100.00
Torrontes	--	--	--	--	--	--	--	2,200.00	--	--
Triplet Blanc	--	--	--	--	--	--	--	--	--	--
Verdejo	--	--	1,950.00	2,841.00	--	400.00	2,750.00	1,442.86	450.00	1,500.00
Verdelho	--	--	2,000.00	--	1,353.02	400.00	1,800.00	2,177.78	2,108.59	1,456.60
Vermentino *	2,195.07	--	2,413.92	3,559.33	1,300.00	--	1,247.18	2,335.74	1,475.81	1,822.40
Vernaccia	--	--	2,000.00	--	--	--	--	--	--	--
Viognier	1,608.47	1,629.41	3,229.17	3,765.17	1,200.00	1,995.41	2,244.37	2,451.79	1,709.07	1,972.13
White Riesling *	2,729.21	1,836.36	3,362.26	4,674.31	307.16	1,685.29	1,039.35	1,397.95	2,740.00	--
Other White Wine <sup>1</sup>	2,877.97	--	2,907.88	4,456.56	1,800.00	1,204.56	2,590.12	2,255.59	1,552.26	2,827.95
<b>Total White</b>	1,147.27	1,320.11	2,489.39	3,617.42	913.06	1,206.43	1,197.17	1,593.39	654.82	1,792.47

**TABLE 6: WEIGHTED AVERAGE GROWER RETURNS PER TON DELIVERED BASIS PURCHASED FOR WINE, CONCENTRATE, JUICE, VINEGAR, AND BEVERAGE BRANDY BY CALIFORNIA PROCESSORS FROM THE 2024 CROP BY TYPE, VARIETY, AND REPORTING DISTRICT WHERE GROWN, WITH COMPARISONS**

Type and Variety	11	12	13	14	15	16	17	State Total	
	Dollars							2024	2023
<b>RAISIN GRAPES</b>									
Fiesta	--	--	311.52	265.00	--	--	--	293.36	255.05
Thompson Seedless *	--	--	296.94	--	--	--	--	296.94	292.72
Total Raisin	--	--	298.33	265.00	--	--	--	296.41	288.09
<b>TABLE GRAPES</b>									
Autumn King	--	--	275.00	125.00	--	--	--	222.33	180.00
Autumn Royal	--	--	--	--	--	--	--	--	185.90
Cotton Candy	--	--	--	--	--	--	--	--	220.00
Flame Seedless *	--	--	174.63	--	--	--	--	174.63	--
Flame Tokay <sup>4</sup>	1,500.00	--	--	--	--	--	--	1,500.00	--
Great Green *	--	--	--	--	--	--	--	--	212.59
Ivory *	--	--	--	--	--	--	--	--	198.60
Krissy *	--	--	--	--	--	--	--	--	187.07
Luisco	--	--	--	200.00	--	--	--	200.00	216.81
Red Globe *	--	--	--	125.00	--	--	--	125.00	214.26
Scarlet	--	--	200.00	--	--	--	--	200.00	184.87
Scarlet Royal	--	--	--	125.00	--	--	--	125.00	--
Sugra-52	--	--	--	--	--	--	--	--	220.00
Sugraone *	--	--	--	--	--	--	--	--	215.19
Other Table <sup>1</sup>	--	--	170.00	125.00	--	--	--	126.77	183.66
Total Table	1,500.00	--	235.70	125.21	--	--	--	150.65	194.36
<b>WINE GRAPES (WHITE)</b>									
Albarino *	676.48	450.00	500.00	--	1,800.00	2,640.89	649.72	760.60	783.69
Arneis	--	--	--	--	--	2,353.70	--	2,285.47	2,439.57
Assyrtiko <sup>2</sup>	--	--	--	--	--	--	--	2,128.53	--
Burger *	345.40	--	242.83	--	--	--	--	268.56	326.44
Chardonnay *	553.59	499.49	426.86	566.30	3,375.00	2,472.28	614.23	1,056.63	1,071.43
Chenin Blanc	440.28	395.06	353.34	--	--	3,400.00	531.68	456.56	485.80
Clairette Blanche	1,700.00	--	--	--	--	2,000.00	--	2,156.06	2,034.60
Cortese	--	--	--	--	--	--	735.45	808.07	1,887.97
Falaghina Greco	1,450.00	--	--	--	--	--	618.29	1,337.92	2,309.09
Fiano	1,419.05	--	642.45	--	--	2,320.00	1,250.00	2,197.36	2,228.67
Flora	--	--	--	--	--	--	--	2,790.74	2,608.07
French Colombard	355.56	367.46	305.58	296.17	--	--	--	306.60	318.49
Gewurztraminer	572.31	300.00	--	--	--	2,220.59	450.87	580.42	650.69
Gray Riesling *	--	--	--	--	--	--	--	2,161.26	2,812.06
Grenache Blanc *	616.30	--	1,044.88	--	1,800.00	1,963.33	--	1,785.97	1,893.23
Grenache Gris *	1,000.00	--	--	--	--	2,000.00	--	1,981.18	2,009.38
Gruener Veltliner	695.25	--	--	--	--	--	433.40	1,475.48	1,549.77
Malvasia Bianca	355.58	426.40	2,098.62	--	--	2,137.78	--	635.98	630.55
Marsanne	450.00	--	491.89	--	--	2,152.94	--	882.31	2,057.03
Melon	--	--	--	--	--	--	--	2,344.53	2,608.69
Moscato Gaillo *	--	--	--	--	--	--	--	2,391.96	2,325.02
Muscat Blanc *	453.58	478.38	419.85	--	1,800.00	2,391.54	855.70	512.36	525.54
Muscat Of Alexandria	1,000.00	315.02	301.28	275.71	--	--	767.00	298.95	306.10
Muscat Orange	470.52	511.01	472.30	--	--	--	350.00	485.40	565.93
Palomino *	--	--	304.75	--	1,063.70	--	--	2,086.59	1,233.21
Pecorino	--	--	--	--	--	2,400.00	--	2,400.00	2,400.00
Picpoul Blanc	997.55	--	1,368.00	--	1,800.00	--	--	1,707.68	2,027.94
Pinot Blanc	900.00	--	--	--	--	--	--	1,680.02	1,693.06
Pinot Gris *	564.65	497.87	441.53	456.57	--	2,339.86	597.13	556.56	591.20
Ribolla Gialla *	1,712.90	--	--	--	--	--	--	3,403.91	3,346.70
Roussanne	994.85	--	200.00	--	--	2,234.78	--	2,767.51	2,752.54
Sauvignon Blanc *	525.10	509.53	583.19	659.96	--	2,210.10	578.00	1,114.57	1,131.94
Sauvignon Gris	--	--	--	--	--	--	--	2,649.41	2,619.99
Sauvignon Vert *	--	--	--	--	--	--	--	2,900.48	2,612.81
Semillon	477.86	--	200.00	--	--	2,200.00	523.13	1,450.34	1,291.19
St. Emillion *	--	--	--	--	--	--	--	2,649.65	2,551.61
Sylvaner	--	--	--	--	--	--	--	2,000.00	2,000.00
Symphony	309.29	356.68	341.63	--	--	--	1,000.00	341.88	344.81
Tocai Friulano	--	--	--	--	--	--	--	2,574.94	2,417.06
Torrontes	1,400.38	--	--	--	--	--	--	1,443.06	1,682.01
Triplett Blanc	--	--	175.00	--	--	--	--	175.00	207.41
Verdejo	217.00	--	--	--	--	--	1,450.00	685.23	705.96
Verdelho	529.92	1,300.00	--	--	--	--	400.00	623.90	711.36
Vermentino *	542.25	1,464.60	569.02	--	--	2,375.20	--	1,128.83	1,197.26
Vernaccia	--	--	--	--	--	--	--	2,000.00	2,529.63
Viognier	572.14	442.38	2,021.05	--	1,800.00	2,176.78	647.68	776.11	789.42
White Riesling *	408.66	392.56	1,000.00	--	--	3,059.43	507.14	681.88	799.22
Other White Wine <sup>1</sup>	427.89	--	--	--	1,800.00	2,400.00	360.00	629.41	478.32
Total White	541.02	480.06	339.51	355.51	1,976.79	2,354.90	589.15	706.84	733.54

**TABLE 6: WEIGHTED AVERAGE GROWER RETURNS PER TON DELIVERED BASIS PURCHASED FOR WINE, CONCENTRATE, JUICE, VINEGAR, AND BEVERAGE BRANDY BY CALIFORNIA PROCESSORS FROM THE 2024 CROP BY TYPE, VARIETY, AND REPORTING DISTRICT WHERE GROWN, WITH COMPARISONS**

Type and Variety	1	2	3	4	5	6	7	8	9	10
	Dollars									
<b>WINE GRAPES (RED)</b>										
Aglianico	--	--	3,122.00	5,134.66	--	--	--	1,638.80	2,200.00	1,948.84
Aleatico	--	--	3,071.10	1,803.10	--	--	--	--	--	--
Alicante Bouschet *	--	2,000.00	3,759.09	3,800.00	--	1,036.45	--	2,328.35	1,350.00	1,765.33
Arinarnoa	--	--	--	--	--	--	--	--	--	--
Barbera	2,305.75	1,998.92	3,276.18	3,828.96	1,700.00	1,794.03	2,645.38	2,044.51	1,916.33	1,881.58
Blaufraenkisch *	--	--	--	5,000.00	--	--	--	2,171.43	2,078.57	--
Cabernet Franc	3,188.03	2,439.88	4,581.97	11,332.38	2,741.22	2,688.06	2,660.56	2,499.59	1,600.00	1,894.73
Cabernet Sauvignon	1,988.90	1,644.21	2,920.71	9,146.21	2,381.84	1,583.45	1,409.19	1,794.63	681.14	1,575.56
Carignane	1,794.12	2,000.00	2,889.42	4,474.99	2,389.74	2,194.96	2,128.07	2,441.31	2,000.00	1,952.60
Carmenere	--	--	2,891.08	7,343.13	--	2,477.42	--	2,219.39	--	--
Charbono	1,570.18	2,735.63	--	4,239.87	1,200.00	--	--	1,931.46	--	1,820.25
Cinsaut *	2,739.31	2,200.00	3,514.56	3,754.00	--	1,200.00	1,281.43	1,707.59	1,800.00	1,818.97
Counoise	3,527.23	--	2,584.64	3,000.00	--	--	2,250.00	2,886.43	2,200.00	2,252.63
Dolcetto	2,800.00	--	2,160.50	--	--	3,176.06	--	2,925.87	--	1,817.72
Dornfelder	--	--	--	--	--	--	1,776.38	3,600.00	--	--
Durif	--	--	--	--	--	--	--	9,100.00	--	--
Freisa	2,800.00	--	--	--	--	--	--	2,700.00	--	1,600.00
Gamay Noir Au Jus Blanc	--	--	--	2,800.00	--	4,500.00	2,902.65	4,115.79	--	2,783.78
Graciano	--	--	1,500.00	--	1,400.00	--	7,000.00	3,603.50	2,800.00	2,386.67
Grenache *	2,426.31	1,754.42	3,263.57	4,102.30	2,250.13	1,770.61	1,440.99	2,105.87	1,503.39	2,183.29
Grignolino	2,651.43	--	--	--	--	--	--	--	--	--
Lagrein	--	--	--	5,000.00	--	--	--	2,044.93	--	2,006.94
Malbec	2,272.70	726.45	3,373.06	6,321.83	1,878.53	2,275.39	1,561.14	2,437.74	758.76	1,414.95
Marselan <sup>3</sup>	--	--	--	--	--	--	--	2,000.00	--	--
Mencia	3,955.74	--	--	2,983.00	--	--	2,750.00	3,320.61	--	--
Merlot	1,439.83	1,552.38	2,202.59	4,752.45	2,143.91	1,273.81	1,236.77	1,412.90	604.38	1,735.52
Meunier *	2,934.29	--	2,419.92	3,108.48	--	--	--	6,579.22	--	--
Mission *	--	--	--	--	1,700.00	--	--	--	--	1,849.65
Montepulciano	2,613.53	2,160.00	3,169.85	3,336.92	--	1,076.49	3,000.00	1,712.03	--	1,726.98
Mourvedre *	3,854.47	1,784.05	3,674.54	3,644.94	--	1,658.85	2,716.28	2,884.77	1,677.94	2,148.69
Muscat Hamburg *	--	--	2,690.90	--	--	--	--	--	--	1,800.00
Nebbiolo	2,723.81	--	4,059.15	4,500.00	--	3,705.26	2,850.00	2,923.69	1,909.80	2,235.71
Negrette *	--	--	--	3,800.00	--	--	2,857.14	--	--	--
Negroamaro	1,992.31	1,600.00	3,653.79	--	--	--	--	2,300.00	--	2,433.33
Nero D'Avola *	2,840.24	2,600.00	2,809.41	--	--	--	--	2,925.66	--	1,983.60
Petit Verdot	1,918.03	1,267.17	3,853.28	8,120.21	2,041.32	792.17	1,868.67	1,853.42	755.82	2,148.69
Petite Sirah	1,991.21	1,307.44	2,943.32	3,987.50	2,475.57	1,196.91	1,685.18	1,638.61	847.66	2,002.63
Pinot Noir *	3,245.19	1,487.88	3,890.39	2,941.80	768.99	3,852.19	1,792.49	2,483.32	2,896.45	2,468.29
Pinotage	--	--	--	--	--	--	--	--	--	--
Prieto Picudo	--	--	--	--	--	--	--	--	--	--
Primitivo	1,827.17	1,600.00	3,052.34	4,625.16	2,586.44	1,280.28	--	1,233.99	750.00	1,750.85
Refosco *	3,000.00	--	2,812.50	3,800.00	--	3,100.00	--	1,515.94	--	2,200.00
Royalty	--	--	--	--	--	--	--	--	--	--
Rubired *	--	--	--	--	1,800.00	--	--	--	--	--
Ruby Cabernet	--	--	--	--	--	--	--	--	--	--
Sagrantino	--	--	2,491.94	--	--	--	2,850.00	1,239.98	--	--
Sangiovese *	2,081.78	2,082.43	2,797.51	5,990.49	1,802.25	2,048.06	1,971.60	2,192.57	2,216.92	1,728.08
Souzao	--	1,650.00	--	--	--	1,350.00	--	6,331.08	--	1,840.91
St Laurent	--	--	2,800.00	--	--	--	--	--	--	--
St Macaire	--	--	--	--	--	--	--	2,226.47	--	--
Syrah *	1,727.85	1,635.86	3,347.20	5,192.10	2,221.43	1,605.89	1,527.74	2,714.19	773.18	2,085.74
Tannat	1,850.00	--	4,032.34	--	1,450.52	--	--	2,547.71	1,536.02	1,929.79
Tempranillo *	1,188.46	1,945.39	3,672.00	5,167.52	1,437.04	1,666.07	1,338.37	3,429.32	951.15	2,255.63
Teroldego	--	266.54	2,000.00	--	1,250.00	731.50	1,277.35	2,936.23	791.40	2,072.73
Tinta Cao	1,400.00	--	6,238.70	4,500.00	--	1,350.00	--	5,791.80	--	1,650.00
Tinta Madeira	--	--	--	--	--	--	--	--	--	--
Touriga Nacional *	1,400.00	2,000.00	5,000.00	4,500.00	--	1,330.92	--	3,577.35	1,850.00	2,017.45
Trousseau *	3,052.60	2,000.00	3,967.21	--	--	--	2,500.00	2,417.07	--	--
Valdiguie *	2,008.51	--	3,180.31	2,568.01	1,940.58	--	1,589.18	2,029.68	--	2,670.14
Zinfandel	1,899.46	1,648.88	3,234.32	4,740.53	2,915.85	1,281.07	2,283.47	2,225.75	1,953.39	1,828.47
Other Red Wine <sup>1</sup>	2,012.34	2,253.61	3,539.61	5,346.01	--	1,313.51	2,051.95	2,307.65	--	716.46
<b>Total Red</b>	<b>2,267.04</b>	<b>1,592.59</b>	<b>3,321.10</b>	<b>7,913.16</b>	<b>1,395.09</b>	<b>1,551.96</b>	<b>1,664.13</b>	<b>1,971.46</b>	<b>802.64</b>	<b>1,744.67</b>
<b>TOTAL WINE</b>	<b>1,531.19</b>	<b>1,467.76</b>	<b>2,927.18</b>	<b>6,938.96</b>	<b>1,190.16</b>	<b>1,480.55</b>	<b>1,412.10</b>	<b>1,880.87</b>	<b>712.98</b>	<b>1,751.51</b>
<b>TOTAL ALL VARIETIES</b>	<b>1,531.19</b>	<b>1,467.76</b>	<b>2,927.18</b>	<b>6,938.96</b>	<b>1,190.16</b>	<b>1,480.55</b>	<b>1,412.10</b>	<b>1,880.87</b>	<b>712.98</b>	<b>1,751.51</b>

**TABLE 6: WEIGHTED AVERAGE GROWER RETURNS PER TON DELIVERED BASIS PURCHASED FOR WINE, CONCENTRATE, JUICE, VINEGAR, AND BEVERAGE BRANDY BY CALIFORNIA PROCESSORS FROM THE 2024 CROP BY TYPE, VARIETY, AND REPORTING DISTRICT WHERE GROWN, WITH COMPARISONS**

Type and Variety	11	12	13	14	15	16	17	State Total	
								2024	2023
Dollars									
<b>WINE GRAPES (RED)</b>									
Aglianico	758.59	--	--	--	--	1,834.87	--	1,439.86	1,519.20
Aleatico	--	--	--	--	--	--	--	2,836.29	2,986.50
Alicante Bouschet *	361.46	1,100.00	437.40	--	1,800.00	2,158.62	1,327.21	735.75	786.66
Arinarnoa	--	--	500.00	--	--	--	--	500.00	500.00
Barbera	840.49	369.16	346.29	450.00	--	2,532.26	1,422.46	433.56	445.59
Blaufraenkisch *	1,027.49	--	--	--	--	--	--	1,907.71	1,978.09
Cabernet Franc	871.89	--	217.24	--	2,500.00	2,176.53	1,080.10	5,208.62	4,544.50
Cabernet Sauvignon	669.68	550.33	469.13	413.04	2,347.17	2,355.75	924.23	2,181.93	2,124.33
Carignane	996.47	--	362.97	--	--	1,210.31	--	1,355.49	978.93
Carmenere	854.00	--	--	--	--	1,358.06	--	1,935.67	1,815.55
Charbono	1,513.51	--	--	--	--	--	--	3,289.32	3,068.80
Cinsaut *	2,304.90	1,300.00	--	--	2,884.00	2,623.53	--	1,727.49	1,732.41
Counoise	1,534.65	--	--	--	1,800.00	--	--	2,684.79	2,540.11
Dolcetto	677.28	--	--	--	--	1,550.00	--	1,363.58	1,383.91
Dornfelder	383.36	--	--	--	--	--	--	493.95	502.61
Durif	--	--	--	--	--	2,112.36	--	2,139.23	1,292.59
Freisa	--	--	--	--	--	--	--	2,054.55	2,948.05
Gamay Noir Au Jus Blanc	--	--	--	--	--	--	--	2,938.93	2,590.03
Graciano	701.13	--	--	--	--	--	--	1,402.58	1,640.65
Grenache *	631.47	465.19	317.13	292.00	1,213.33	2,300.91	1,642.59	743.77	831.32
Grignolino	2,000.00	--	--	--	--	--	--	2,591.11	4,194.07
Lagrein	--	--	--	--	--	--	--	2,093.60	2,275.21
Malbec	616.86	475.00	660.68	--	2,500.00	1,993.38	1,265.34	1,482.60	1,332.49
Marselan <sup>3</sup>	--	--	--	--	--	--	--	2,000.00	--
Mencia	1,446.09	--	--	--	--	--	--	2,744.52	2,427.52
Merlot	589.56	558.58	451.09	560.00	1,884.21	2,134.45	677.21	1,033.29	1,045.97
Meunier *	--	--	--	--	--	--	--	2,899.65	2,545.10
Mission *	1,168.81	--	275.00	450.00	750.00	2,000.00	--	352.84	353.98
Montepulciano	1,102.56	--	--	--	--	2,640.97	--	2,264.81	2,124.41
Mourvedre *	721.59	--	1,100.00	--	1,800.00	1,812.40	1,250.00	2,505.66	2,379.50
Muscat Hamburg *	666.49	649.90	489.46	--	--	--	--	559.55	583.11
Nebbiolo	1,080.00	--	--	--	--	--	2,012.87	2,873.16	1,893.11
Negrette *	--	--	--	--	--	--	--	2,894.12	3,112.42
Negroamaro	--	--	--	--	--	1,140.00	--	2,126.50	2,130.98
Nero D'avola *	930.43	--	819.00	--	--	2,269.40	--	1,903.44	1,664.80
Petit Verdot	691.56	632.17	264.22	--	2,500.00	2,295.18	1,003.21	1,577.16	1,440.46
Petite Sirah	677.62	568.13	346.68	424.18	2,100.00	2,430.20	786.61	1,052.12	1,060.51
Pinot Noir *	624.27	473.64	412.72	--	4,600.00	1,696.49	643.81	1,728.36	1,700.79
Pinotage	--	--	--	--	--	--	--	--	1,496.20
Prieto Picudo	--	--	--	--	--	--	--	--	1,232.65
Primitivo	428.95	1,200.00	201.21	--	1,800.00	2,016.38	1,374.68	1,717.53	1,530.26
Refosco *	--	--	--	--	--	--	--	1,775.04	2,248.11
Royalty	--	--	505.00	--	--	--	--	505.00	505.00
Rubired *	346.90	327.70	299.77	327.45	--	--	--	303.85	303.36
Ruby Cabernet	550.00	265.87	350.94	323.46	--	--	--	329.49	316.73
Sagrantino	1,600.00	--	--	--	--	2,018.75	--	2,206.42	1,050.58
Sangiovese *	976.75	429.13	348.69	--	1,000.00	2,313.49	--	2,127.81	1,939.04
Souzao	618.34	--	233.16	--	--	--	--	332.58	579.09
St Laurent	--	--	--	--	--	--	--	2,800.00	2,855.78
St Macaire	--	--	--	--	--	--	--	2,226.47	1,536.85
Syrah *	552.13	486.69	426.01	500.00	2,168.29	2,235.99	1,059.87	1,122.53	1,192.58
Tannat	577.33	501.06	437.42	--	1,828.57	2,377.86	1,280.22	712.60	748.75
Tempranillo *	667.18	315.21	673.38	--	1,800.00	2,608.25	1,375.56	862.22	898.72
Teroldego	724.88	618.69	334.89	--	--	--	1,393.20	711.55	685.36
Tinta Cao	1,000.00	--	--	--	--	2,400.00	--	3,309.61	2,335.75
Tinta Madeira	--	--	465.91	--	--	--	--	465.91	--
Touriga Nacional *	553.42	--	1,250.00	--	--	2,400.00	--	687.82	609.70
Trousseau *	1,150.00	--	--	--	--	--	--	2,581.56	2,481.37
Valdiguie *	--	--	--	--	--	--	500.00	1,777.45	1,647.76
Zinfandel	637.49	341.20	329.92	310.98	1,133.74	2,355.11	250.00	691.50	760.91
Other Red Wine <sup>1</sup>	1,105.10	--	100.00	--	--	2,400.00	--	2,248.64	679.80
<b>Total Red</b>	<b>644.56</b>	<b>520.47</b>	<b>340.78</b>	<b>363.33</b>	<b>1,796.22</b>	<b>2,286.21</b>	<b>680.06</b>	<b>1,335.93</b>	<b>1,345.68</b>
<b>TOTAL WINE</b>	<b>603.10</b>	<b>502.98</b>	<b>340.02</b>	<b>359.20</b>	<b>1,831.96</b>	<b>2,303.87</b>	<b>610.78</b>	<b>1,020.78</b>	<b>1,056.35</b>
<b>TOTAL ALL VARIETIES</b>	<b>603.10</b>	<b>502.98</b>	<b>338.64</b>	<b>335.97</b>	<b>1,831.96</b>	<b>2,303.87</b>	<b>610.78</b>	<b>1,009.60</b>	<b>1,039.25</b>

-- No tonnage reported for this variety/district.

\* Synonyms for variety names are shown on Page 9.

<sup>1</sup> Other categories include minor and mixed varieties.

<sup>2</sup> This variety was included in Other White Wine in 2023.

<sup>3</sup> This variety was included in Other Red Wine in 2023.

<sup>4</sup> This variety was included in Other Table in 2023.

**TABLE 7: TONS OF GRAPES PURCHASED BY CALIFORNIA PROCESSORS AS DISTILLING MATERIAL  
OTHER THAN BEVERAGE BRANDY FROM THE 2024 CROP BY TYPE AND VARIETY, WITH COMPARISONS**

Type and Variety	Distilling Material Purchased		Average Degrees Brix Distilling		Average Price Per Ton	
	2024	2023	2024	2023	2024	2023
	Tons		Degrees Brix		Dollars	
<b>WINE GRAPES (WHITE)</b>						
French Colombard	0.0	532.3	--	24.2	--	100.20
Pinot Gris *	0.0	127.1	--	26.8	--	148.00
<b>Total White</b>	<b>0.0</b>	<b>659.4</b>	<b>--</b>	<b>24.7</b>	<b>--</b>	<b>109.41</b>
<b>WINE GRAPES (RED)</b>						
Barbera	0.0	209.4	--	20.0	--	129.00
Cabernet Sauvignon	0.0	2,081.9	--	27.2	--	85.00
Merlot	0.0	46.5	--	26.4	--	108.75
Zinfandel	0.0	1,242.3	--	28.3	--	124.00
Other Red Wine <sup>1</sup>	2,842.2	0.0	38.5	--	40.00	--
<b>Total Red</b>	<b>2,842.2</b>	<b>3,580.1</b>	<b>38.5</b>	<b>27.2</b>	<b>40.00</b>	<b>101.42</b>
<b>TOTAL WINE</b>	<b>2,842.2</b>	<b>4,239.5</b>	<b>38.5</b>	<b>26.8</b>	<b>40.00</b>	<b>102.66</b>
<b>TOTAL ALL VARIETIES</b>	<b>2,842.2</b>	<b>4,239.5</b>	<b>38.5</b>	<b>26.8</b>	<b>40.00</b>	<b>102.66</b>

-- No tonnage reported for this variety/district.

\* Synonyms for variety names are shown on Page 9.

<sup>1</sup> Other categories include minor and mixed varieties.



**TABLE 8: BASE PRICE PAID TO GROWERS FOR GRAPES CRUSHED AND DELIVERED TO CALIFORNIA PROCESSORS FROM THE 2024 CROP WITH BRIX FACTORS AND PURCHASED TONNAGE, BY TYPE, VARIETY, REPORTING DISTRICT WHERE GROWN, AND WEIGHTED AVERAGE BASE PRICE**

District, Type, and Variety	Base Price	Brix	Tons	District, Type, and Variety	Base Price	Brix	Tons
	Per Ton	Factors			Per Ton	Factors	
	Dollars	Code <sup>1</sup>			Dollars	Code <sup>1</sup>	
<b>DISTRICT 1</b>					1,561.00	000100	35.3
<b>Wine Grapes (White)</b>					1,581.30	000100	91.2
Albarino *	1,500.00	017200	4.1		1,591.35	000100	27.4
	2,600.00	000100	1.2		1,600.00	000100	490.3
Wtd. Avg. Base & Total Tons	1,749.06		5.3		1,600.00	001900	55.0
					1,600.00	020800	109.6
Arneis	2,000.00	000100	6.2		1,626.41	000100	73.0
	2,100.00	000100	3.9		1,644.21	000100	93.5
	2,800.00	000100	4.0		1,650.00	000100	91.3
Wtd. Avg. Base & Total Tons	2,254.61		14.1		1,650.00	019100	160.5
					1,653.68	000100	60.3
Chardonnay *	242.81	013600	48.8		1,700.00	000100	91.8
	375.00	000100	887.0		1,700.00	013600	163.5
	500.00	000100	1,217.9		1,729.13	000100	30.6
	500.00	024500	3,326.1		1,750.00	000100	178.6
	538.74	024500	26.1		1,756.21	000100	994.3
	539.64	000100	24.7		1,800.00	000100	112.9
	600.00	024500	514.4		1,800.00	001900	20.6
	605.71	000100	25.9		1,800.00	009100	5.7
	644.73	000100	20.5		1,800.00	009530	4.5
	650.00	000100	47.5		1,800.00	013600	2.0
	650.00	024500	207.7		1,850.00	000100	99.3
	650.11	024500	26.9		1,900.00	000100	12.2
	678.97	024500	24.3		1,950.00	000100	21.9
	680.49	000100	21.0		2,000.00	000100	13.9
	688.74	024500	21.0		2,000.00	008100	1.7
	700.00	000100	3,074.4		2,100.00	000100	10.9
	700.00	024500	445.0		2,100.00	009300	4.9
	731.92	024500	20.7		2,100.00	010900	1.8
	738.50	000100	23.8		2,100.00	011300	2.0
	748.85	000100	25.9		2,200.00	000100	0.9
	825.00	024500	85.2		2,300.00	000100	11.1
	830.32	000100	22.1		2,400.00	000100	13.1
	872.69	000100	9.8		2,400.00	013600	5.4
	875.00	000100	181.6		2,472.50	000100	154.3
	886.40	024500	24.0		2,500.00	000100	3.6
	887.07	000100	21.8		2,500.00	021000	24.7
	975.67	024500	24.0		2,700.00	000100	13.1
	998.68	000100	25.1		2,700.00	007800	12.0
	1,000.00	000100	149.4		2,875.00	000100	80.2
	1,000.00	011100	2.0		3,000.00	000100	37.1
	1,006.86	000100	21.1		3,100.00	000100	2.1
	1,056.57	000100	14.7		3,200.00	000100	4.3
	1,100.00	024500	210.7		3,500.00	000100	33.8
	1,150.00	000100	290.2		3,500.00	017000	1.4
	1,200.00	000100	165.9		3,600.00	000100	2.9
	1,200.00	020800	96.6		3,700.00	000100	23.0
	1,200.00	024500	2,576.3		3,800.00	000100	3.9
	1,225.00	000100	170.0		3,800.00	013400	1.6
	1,250.00	028400	1.8		3,858.00	000100	4.1
	1,300.00	017200	90.4		3,900.00	000100	1.9
	1,300.00	024500	115.8		4,000.00	000100	22.7
	1,350.00	000100	135.6		4,000.00	010110	3.1
	1,350.00	024500	173.9		4,100.00	000100	1.5
	1,366.86	000100	155.5		4,500.00	000100	8.9
	1,375.00	000100	475.3		4,500.00	009300	2.7
	1,375.00	024500	439.8		4,500.00	010110	1.9
	1,376.41	020800	86.9		5,000.00	000100	1.5
	1,387.00	024500	138.9		5,050.00	000100	1.7
	1,400.00	000100	279.9		5,865.00	000100	2.2
	1,400.00	013600	18.6		6,000.00	000100	11.0
	1,400.00	021200	514.4		7,172.10	000100	2.8
	1,403.45	017800	146.3	Wtd. Avg. Base & Total Tons	1,063.51		22,415.7
	1,407.77	024500	300.9				
	1,425.00	000100	201.3	Chenin Blanc	500.00	000100	1.9
	1,449.12	000100	429.0		1,550.00	000100	24.0
	1,450.00	000100	93.3		1,600.00	000100	31.0
	1,462.99	000100	22.2		1,920.00	000100	1.0
	1,475.00	000100	314.8		1,984.62	010700	5.2
	1,490.01	022900	125.9		2,000.00	000100	5.0
	1,491.50	024500	124.4		2,100.00	000100	2.5
	1,500.00	000100	258.5		2,200.00	000100	8.5
	1,500.00	013600	16.0		2,500.00	000100	16.7
	1,550.00	000100	35.2		2,500.00	012300	1.4
	1,550.00	020800	46.0		2,500.00	017200	5.4

**TABLE 8: BASE PRICE PAID TO GROWERS FOR GRAPES CRUSHED AND DELIVERED TO CALIFORNIA PROCESSORS  
FROM THE 2024 CROP WITH BRIX FACTORS AND PURCHASED TONNAGE, BY TYPE, VARIETY, REPORTING DISTRICT  
WHERE GROWN, AND WEIGHTED AVERAGE BASE PRICE**

District, Type, and Variety	Base Price	Brix	Tons	District, Type, and Variety	Base Price	Brix	Tons
	Per Ton	Factors			Per Ton	Factors	
	Dollars	Code <sup>1</sup>			Dollars	Code <sup>1</sup>	
<b>DISTRICT 1 (Cont'd)</b>							
Chenin Blanc (Cont'd)	3,000.00	000100	3.2	Pinot Blanc	500.00	000100	0.5
	3,600.00	000100	4.2		1,000.00	000100	52.5
	3,600.00	013100	2.6		1,350.00	013100	15.5
	3,700.00	000100	1.0		1,465.00	000100	13.0
	3,900.00	000100	5.6		1,500.00	000100	2.0
	3,900.00	016900	3.6		1,500.00	011300	2.0
	4,000.00	007900	1.0		1,700.00	000100	10.8
	5,000.00	000100	2.3		2,000.00	000100	3.5
Wtd. Avg. Base & Total Tons	2,235.13		126.1		2,200.00	000100	3.1
					2,500.00	013100	3.3
Falaghina Greco	2,000.00	000100	1.2	Wtd. Avg. Base & Total Tons	1,310.26		106.2
	3,000.00	000100	1.6	Pinot Gris *	1,800.00	000100	4.1
	3,850.00	000100	3.6		1,850.00	008100	5.2
	3,900.00	000100	1.0		1,900.00	000100	3.2
Wtd. Avg. Base & Total Tons	3,372.97		7.4		2,000.00	000100	16.0
					2,200.00	000100	30.3
French Colombard	1,100.00	000100	6.5		2,250.00	000100	11.8
	1,157.73	000100	25.0		2,400.00	000100	16.8
	1,200.00	000100	5.9		2,600.00	000100	3.3
	1,500.00	000100	4.0		2,800.00	000100	1.8
	1,500.00	009000	4.3		3,000.00	015500	1.9
	1,700.00	000100	1.1		3,200.00	000100	6.5
Wtd. Avg. Base & Total Tons	1,228.49		46.8		3,200.00	008100	4.3
				Wtd. Avg. Base & Total Tons	2,305.04		105.2
Gewurztraminer	1,900.00	000100	10.6	Ribolla Gialla *	2,800.00	000100	4.6
	1,950.00	008100	1.8	Wtd. Avg. Base & Total Tons	2,800.00		4.6
	1,974.83	000100	34.1				
	1,975.00	011300	2.0	Roussanne	1,900.00	019100	1.5
	2,200.00	000100	4.9		2,000.00	000100	3.3
	2,300.00	000100	2.6		2,200.00	000100	0.9
	2,400.00	000100	9.3		2,500.00	000100	4.2
	2,500.00	000100	21.0		2,500.00	019000	3.8
	2,600.00	000100	4.3		4,692.00	019000	3.8
	2,800.00	017200	4.5		4,747.55	000100	2.8
	2,800.00	020800	1.3	Wtd. Avg. Base & Total Tons	3,215.32		16.5
Wtd. Avg. Base & Total Tons	2,219.31		96.4	Sauvignon Blanc *	300.00	000100	2.7
					500.00	000100	90.0
Grenache Blanc *	2,200.00	000100	0.8		750.00	013400	2.5
	3,900.00	000100	1.0		900.00	017000	105.9
Wtd. Avg. Base & Total Tons	3,144.44		1.8		1,000.00	000100	55.3
					1,000.00	013100	12.8
Grenache Gris *	3,800.00	000100	10.1		1,000.00	015500	23.7
Wtd. Avg. Base & Total Tons	3,800.00		10.1		1,100.00	000100	146.5
					1,100.00	024500	86.2
Gruner Veltliner	2,400.00	000100	15.7		1,179.90	000100	24.3
Wtd. Avg. Base & Total Tons	2,400.00		15.7		1,200.00	000100	254.7
					1,200.00	015500	72.4
Malvasia Bianca	2,200.00	011300	0.8		1,299.81	000100	26.2
Wtd. Avg. Base & Total Tons	2,200.00		0.8		1,300.00	000100	227.8
					1,300.00	013400	97.3
Marsanne	1,900.00	019100	1.5		1,300.00	024500	37.8
	2,000.00	000100	4.2		1,400.00	000100	198.7
	2,200.00	000100	1.4		1,400.00	013400	48.4
	2,500.00	000100	4.6		1,400.00	024500	76.3
Wtd. Avg. Base & Total Tons	2,207.69		11.7		1,450.00	000100	73.0
					1,450.00	013600	43.7
Muscat Blanc *	200.00	013600	13.3		1,462.86	015700	81.7
	350.00	000100	3.9		1,500.00	000100	354.0
	800.00	000100	3.9		1,500.00	013400	97.6
	800.00	013600	3.4		1,550.00	000100	131.0
	850.00	000100	63.3		1,550.00	000100	194.1
	1,000.00	000100	13.2		1,600.00	015500	99.4
	1,084.75	000100	8.0		1,650.00	000100	4.7
	1,600.00	000100	7.7		1,700.00	017000	131.3
Wtd. Avg. Base & Total Tons	838.63		116.7		1,743.44	000100	64.4
					1,750.00	000100	99.0
Muscat Orange	2,000.00	011100	1.4		1,784.34	000100	85.3
Wtd. Avg. Base & Total Tons	2,000.00		1.4		1,800.00	000100	36.2
					1,800.00	010900	17.5
Picpoul Blanc	3,000.00	000100	1.5		1,800.00	017000	57.1
	4,400.00	007900	1.0		1,850.00	000100	19.2
	4,416.32	000100	1.4		1,900.00	000100	25.6
Wtd. Avg. Base & Total Tons	3,867.40		3.9		2,000.00	000100	34.9

**TABLE 8: BASE PRICE PAID TO GROWERS FOR GRAPES CRUSHED AND DELIVERED TO CALIFORNIA PROCESSORS  
FROM THE 2024 CROP WITH BRIX FACTORS AND PURCHASED TONNAGE, BY TYPE, VARIETY, REPORTING DISTRICT  
WHERE GROWN, AND WEIGHTED AVERAGE BASE PRICE**

District, Type, and Variety	Base Price	Brix	Tons	District, Type, and Variety	Base Price	Brix	Tons
	Per Ton	Factors			Per Ton	Factors	
	Dollars	Code <sup>1</sup>			Dollars	Code <sup>1</sup>	
<b>DISTRICT 1 (Cont'd)</b>				<b>Other White Wine<sup>2</sup></b>			
Sauvignon Blanc * (Cont'd)	2,000.00	009100	6.1		1,700.00	000100	6.2
	2,000.00	013100	14.2		1,800.00	000100	0.4
	2,000.00	013400	4.0		2,000.00	000100	0.8
	2,100.00	000100	51.4		2,800.00	000100	1.9
	2,250.00	000100	6.3		3,900.00	000100	8.4
	2,300.00	000100	11.5	Wtd. Avg. Base & Total Tons	2,877.97		17.7
	2,300.00	017000	4.0	<b>Wine Grapes (Red)</b>			
	2,400.00	010800	1.6	Barbera	1,500.00	000100	1.1
	2,500.00	000100	14.6		1,600.00	000100	6.3
	2,700.00	000100	18.3		1,700.00	000100	6.3
	2,800.00	009300	5.8		2,100.00	000100	8.5
	2,800.00	010900	3.0		2,200.00	000100	0.9
	2,800.00	013100	3.0		2,312.12	017800	3.2
	3,415.50	000100	2.2	Wtd. Avg. Base & Total Tons	2,800.00	000100	22.2
	4,000.00	000100	4.0		2,305.75		48.5
Wtd. Avg. Base & Total Tons	1,441.07		3,389.2	Cabernet Franc	1,850.00	000100	18.2
Semillon	1,500.00	000100	2.0		2,240.00	000100	1.0
	1,920.00	000100	1.5		3,000.00	000100	1.3
	2,100.00	000100	25.9		4,300.00	017400	3.0
	2,200.00	000100	3.9		4,692.00	020800	5.7
	2,200.00	010800	1.1		4,800.00	000100	1.3
	2,250.00	000100	2.1		4,800.00	017600	3.0
Wtd. Avg. Base & Total Tons	2,082.05		36.5	Wtd. Avg. Base & Total Tons	5,500.00	017200	2.9
St. Emilion *	2,800.00	000100	3.1		3,188.03		36.4
Wtd. Avg. Base & Total Tons	2,800.00		3.1	Cabernet Sauvignon	200.00	013600	12.9
Tocai Friulano	1,750.00	000100	20.9		400.00	024500	76.3
	2,000.00	000100	3.9		500.00	000100	1.1
	2,800.00	000100	2.2		530.00	000100	108.1
	2,817.00	008100	4.5		800.00	013600	6.8
Wtd. Avg. Base & Total Tons	2,006.71		31.5		1,000.00	000100	348.2
Vermentino *	1,800.00	000100	23.6		1,000.00	021500	9.8
	2,000.00	000100	7.4		1,100.00	000100	48.0
	2,050.00	000100	4.1		1,400.00	000100	16.7
	2,200.00	000100	2.9		1,500.00	000100	1.8
	2,800.00	000100	7.3		1,600.00	000100	58.9
	3,700.00	000100	1.6		1,600.00	024800	91.9
	4,080.00	000100	2.4		1,700.00	024800	109.2
Wtd. Avg. Base & Total Tons	2,195.07		49.3		1,800.00	000100	174.2
Viognier	500.00	000100	17.7		1,800.00	017200	0.2
	1,450.00	000100	67.2		1,800.00	021500	2.0
	1,475.00	000100	3.3		1,850.00	000100	114.3
	1,550.00	000100	20.5		1,850.00	026800	21.2
	1,800.00	000100	3.2		1,900.00	000100	52.4
	1,850.00	021000	42.9		1,950.00	024800	177.6
	1,900.00	000100	4.6		1,975.00	000100	67.4
	2,000.00	000100	9.2		2,000.00	000100	54.1
	2,100.00	017400	5.0		2,000.00	024500	48.8
	2,150.00	043235	1.8		2,000.00	024800	642.7
	2,200.00	000100	3.1		2,033.88	026800	20.4
	2,600.00	000100	1.6		2,050.00	000100	54.5
	4,300.00	000100	2.3		2,050.00	024800	71.5
	4,747.55	000100	1.0		2,100.00	000100	149.2
Wtd. Avg. Base & Total Tons	1,609.51		183.4		2,140.21	017800	179.0
White Riesling *	1,800.00	000100	1.0		2,145.42	000100	54.1
	2,500.00	000100	24.8		2,145.42	024500	26.7
	2,600.00	000100	25.1		2,200.00	000100	183.1
	2,800.00	000100	15.3		2,200.00	024500	221.4
	2,900.00	000100	4.2		2,200.00	024800	97.5
	3,000.00	000100	2.3		2,300.00	000100	24.0
	3,000.00	012775	2.1		2,350.00	027100	84.4
	3,000.00	013100	1.4		2,353.37	000100	42.8
	3,063.00	011100	3.1		2,400.00	000100	148.0
	3,110.71	000100	4.1		2,433.94	000100	100.3
	3,200.00	011100	2.8		2,440.21	000100	30.2
	3,300.00	000100	4.5		2,450.00	024500	0.9
Wtd. Avg. Base & Total Tons	2,729.21		90.7		2,488.69	000100	15.6
					2,524.50	001900	34.4
					2,550.00	027100	72.4
					2,585.10	002200	52.5
					2,600.43	002200	13.7
					2,751.83	024800	48.0
					2,800.00	000100	1.6

**TABLE 8: BASE PRICE PAID TO GROWERS FOR GRAPES CRUSHED AND DELIVERED TO CALIFORNIA PROCESSORS FROM THE 2024 CROP WITH BRIX FACTORS AND PURCHASED TONNAGE, BY TYPE, VARIETY, REPORTING DISTRICT WHERE GROWN, AND WEIGHTED AVERAGE BASE PRICE**

District, Type, and Variety	Base Price	Brix	Tons	District, Type, and Variety	Base Price	Brix	Tons
	Per Ton	Factors			Per Ton	Factors	
	Dollars	Code <sup>1</sup>			Dollars	Code <sup>1</sup>	
<b>DISTRICT 1 (Cont'd)</b>					1,800.00	000100	23.9
Cabernet Sauvignon (Cont'd)	2,800.00	017800	3.0		1,800.00	013600	1.2
	2,900.00	000100	309.4		1,900.00	000100	3.5
	3,200.00	000100	1.2		1,950.00	013600	1.0
	3,979.87	000100	37.2		2,000.00	000100	39.3
	4,000.00	000100	2.5		2,000.00	024500	4.0
	4,250.00	000100	5.5		2,050.00	000100	1.0
Wtd. Avg. Base & Total Tons	1,988.90		4,329.6		2,200.00	000100	19.6
					2,500.00	000100	4.0
Carignane	200.00	013600	3.4		2,500.00	013600	1.5
	800.00	013600	29.4		2,550.00	000100	1.1
	1,300.00	000100	2.8		2,600.00	022800	4.0
	1,350.00	000100	3.2		2,600.00	024800	42.4
	1,500.00	000100	12.1		2,650.00	000100	5.3
	1,500.00	013600	4.1		2,750.00	003200	37.1
	1,500.00	024800	31.7		2,800.00	000100	9.7
	1,600.00	000100	54.1		3,000.00	000100	1.4
	1,650.00	000100	20.3		3,500.00	020800	4.6
	1,700.00	000100	5.6		3,900.00	000100	2.0
	1,700.00	010900	5.3		3,900.00	024500	1.7
	1,750.00	000100	3.9		4,000.00	017200	2.6
	1,800.00	000100	4.8		4,300.00	000100	3.9
	1,800.00	011400	3.5		4,343.00	000100	3.9
	1,800.00	013000	1.3		4,350.00	024500	2.0
	1,800.00	013600	7.5		4,500.00	000100	2.5
	1,841.31	017800	2.1		4,692.00	020800	6.4
	1,850.00	000100	2.0	Wtd. Avg. Base & Total Tons	2,426.31		268.0
	1,900.00	000100	4.0				
	1,900.00	011100	7.3	Grignolino	2,520.00	000100	2.6
	1,950.00	000100	2.4		2,800.00	000100	2.3
	2,000.00	000100	30.0	Wtd. Avg. Base & Total Tons	2,651.43		4.9
	2,000.00	011300	2.0				
	2,000.00	016800	4.3	Malbec	1,850.00	000100	8.0
	2,000.00	024500	6.5		1,850.00	021500	1.0
	2,014.30	000100	45.1		2,039.76	017800	3.4
	2,014.53	000100	1.0		2,050.00	027100	43.5
	2,058.74	000100	10.9		2,700.00	000100	2.0
	2,100.00	000100	41.7		3,000.00	000100	1.5
	2,100.00	009300	3.6		4,692.00	020800	5.1
	2,100.00	017600	6.6	Wtd. Avg. Base & Total Tons	2,272.70		64.5
	2,150.00	000100	1.6				
	2,200.00	000100	1.7	Mencia	3,250.00	011100	2.0
	2,200.00	011300	0.5		4,300.00	000100	4.1
	2,500.00	000100	9.3	Wtd. Avg. Base & Total Tons	3,955.74		6.1
	2,800.00	000100	8.4				
	2,825.00	000100	9.2	Merlot	500.00	000100	2.7
	3,000.00	000100	0.5		1,000.00	000100	15.8
Wtd. Avg. Base & Total Tons	1,794.12		393.7		1,200.00	000100	62.5
					1,300.00	000100	14.5
Charbono	800.00	013600	9.5		1,300.00	024500	158.5
	2,000.00	000100	10.1		1,375.00	000100	145.0
	2,500.00	000100	3.2		1,400.00	000100	29.4
Wtd. Avg. Base & Total Tons	1,570.18		22.8		1,400.00	024800	630.8
					1,425.00	024800	285.4
Cinsaut *	2,500.00	000100	1.8		1,450.00	024800	53.2
	3,047.00	000100	1.4		1,457.64	017800	82.7
Wtd. Avg. Base & Total Tons	2,739.31		3.2		1,459.51	000100	34.3
					1,459.51	024500	53.3
Counoise	2,500.00	000100	1.8		1,550.00	000100	58.2
	2,500.00	017200	1.5		1,550.00	020700	65.3
	3,047.00	000100	2.3		1,600.00	000100	11.1
	4,300.00	017200	2.5		1,600.00	024800	67.3
	4,692.00	020700	2.2		1,800.00	013600	122.2
Wtd. Avg. Base & Total Tons	3,527.23		10.3		1,850.00	000100	17.6
					1,850.00	021500	1.0
Dolcetto	2,800.00	000100	20.9		2,000.00	000100	1.8
Wtd. Avg. Base & Total Tons	2,800.00		20.9		2,100.00	000100	8.3
					2,240.00	000100	0.7
Freisa	2,800.00	000100	3.4	Wtd. Avg. Base & Total Tons	1,439.83		1,921.6
Wtd. Avg. Base & Total Tons	2,800.00		3.4				
				Meunier *	2,500.00	000100	5.1
Grenache *	1,000.00	000100	2.1		4,100.00	000100	1.9
	1,300.00	013100	15.0	Wtd. Avg. Base & Total Tons	2,934.29		7.0
	1,400.00	000100	1.1				
	1,600.00	000100	20.2				

**TABLE 8: BASE PRICE PAID TO GROWERS FOR GRAPES CRUSHED AND DELIVERED TO CALIFORNIA PROCESSORS  
FROM THE 2024 CROP WITH BRIX FACTORS AND PURCHASED TONNAGE, BY TYPE, VARIETY, REPORTING DISTRICT  
WHERE GROWN, AND WEIGHTED AVERAGE BASE PRICE**

District, Type, and Variety	Base Price	Brix	Tons	District, Type, and Variety	Base Price	Brix	Tons
	Per Ton	Factors			Per Ton	Factors	
	Dollars	Code <sup>1</sup>			Dollars	Code <sup>1</sup>	
<b>DISTRICT 1 (Cont'd)</b>					1,840.00	026800	83.3
Montepulciano	1,130.00	021000	2.2		2,000.00	000100	95.1
	2,500.00	000100	0.9		2,000.00	026800	48.9
	2,800.00	000100	16.6		2,012.94	017800	18.3
	3,000.00	000100	0.7		2,080.00	000100	97.9
Wtd. Avg. Base & Total Tons	2,613.53		20.4		2,100.00	000100	2.1
					2,100.00	009300	5.4
Mourvedre *	2,550.00	000100	6.4		2,100.00	013400	1.4
	3,900.00	024500	1.9		2,200.00	000100	9.7
	4,300.00	000100	2.1		2,200.00	013600	5.3
	4,500.00	000100	1.1		2,250.00	000100	4.9
	4,692.00	022700	7.9		2,300.00	000100	1.1
Wtd. Avg. Base & Total Tons	3,854.47		19.4		2,300.00	017400	26.9
					2,500.00	000100	57.5
Nebbiolo	2,600.00	000100	4.0		2,500.00	008100	3.0
	2,800.00	000100	6.5		2,500.00	011300	1.0
Wtd. Avg. Base & Total Tons	2,723.81		10.5		2,503.13	000100	203.0
					2,561.86	000100	1,046.0
Negroamaro	800.00	013600	4.2		2,700.00	000100	6.0
	2,800.00	000100	6.2		2,700.00	008650	16.8
Wtd. Avg. Base & Total Tons	1,992.31		10.4		2,750.00	024500	89.5
					2,800.00	015900	0.4
Nero D'avola *	2,200.00	000100	3.5		2,878.29	000100	12.3
	2,800.00	000100	10.5		3,000.00	000100	21.0
	3,950.00	000100	2.4		3,400.00	000100	12.7
Wtd. Avg. Base & Total Tons	2,840.24		16.4		3,400.00	022700	4.0
					3,500.00	000100	3.1
Petit Verdot	1,850.00	000100	21.5		3,500.00	017200	3.1
	2,240.00	000100	0.7		3,515.48	000100	60.7
	2,330.45	017800	3.0		3,554.00	000100	3.9
Wtd. Avg. Base & Total Tons	1,918.03		25.2		3,600.00	000100	84.4
					3,670.00	017400	41.6
Petite Sirah	500.00	000100	54.5		3,800.00	000100	32.1
	1,000.00	000100	40.8		3,890.26	000100	20.2
	1,200.00	013600	12.7		3,900.00	000100	50.8
	1,500.00	000100	0.3		3,945.76	000100	5.9
	1,600.00	000100	4.6		3,978.39	000100	4.8
	1,600.00	024800	38.2		4,000.00	000100	59.5
	1,700.00	000100	18.2		4,100.00	000100	1.5
	1,800.00	000100	6.5		4,200.00	000100	11.6
	1,800.00	013600	2.5		4,200.00	001900	2.8
	1,850.00	000100	1.0		4,200.00	017900	8.0
	1,850.00	024800	29.2		4,200.00	021000	220.2
	1,900.00	000100	89.0		4,279.29	000100	4.5
	1,900.00	013600	4.1		4,335.64	000100	12.9
	1,950.00	000100	24.2		4,500.00	000100	19.2
	2,000.00	000100	28.7		4,500.00	017200	6.2
	2,100.00	000100	15.5		4,500.00	024500	1.4
	2,200.00	000100	26.8		4,600.00	000100	5.2
	2,212.15	017800	3.4		4,700.00	021000	24.1
	2,250.00	000100	4.6		4,750.00	000100	14.0
	2,275.00	000100	6.9		4,800.00	011100	2.2
	2,396.98	000100	10.9		4,850.00	000100	1.7
	2,650.00	000100	6.5		4,900.00	013400	0.8
	2,850.00	000100	4.5		4,961.00	000100	6.7
	2,950.00	003200	33.3		5,000.00	000100	112.1
	3,000.00	000100	5.8		5,000.00	017200	3.9
	3,213.34	025100	25.0		5,000.00	017400	3.1
	3,271.00	029620	49.5		5,000.00	022900	6.7
	3,300.00	000100	10.5		5,000.00	024500	9.8
Wtd. Avg. Base & Total Tons	1,991.21		557.7		5,050.00	000100	3.3
					5,100.00	013400	2.1
Pinot Noir *	200.00	000100	54.3		5,200.00	000100	3.0
	375.00	013600	13.3		5,200.00	017200	0.8
	900.00	015900	0.1		5,200.00	020800	3.3
	1,000.00	000100	107.9		5,237.43	000100	8.6
	1,000.00	008900	3.2		5,399.00	000100	7.7
	1,200.00	000100	17.7		5,500.00	000100	31.1
	1,250.00	000100	248.2		5,500.00	017200	1.8
	1,600.00	017200	3.0		5,500.00	021000	3.9
	1,700.00	000100	18.2		5,600.00	000100	3.3
	1,700.00	021000	65.3		5,678.00	000100	228.3
	1,750.00	021000	25.1		5,700.00	000100	2.4
	1,800.00	000100	79.9		6,000.00	000100	17.9
	1,800.00	013400	3.5		6,000.00	013600	19.8

**TABLE 8: BASE PRICE PAID TO GROWERS FOR GRAPES CRUSHED AND DELIVERED TO CALIFORNIA PROCESSORS FROM THE 2024 CROP WITH BRIX FACTORS AND PURCHASED TONNAGE, BY TYPE, VARIETY, REPORTING DISTRICT WHERE GROWN, AND WEIGHTED AVERAGE BASE PRICE**

District, Type, and Variety	Base Price	Brix	Tons	District, Type, and Variety	Base Price	Brix	Tons
	Per Ton	Factors			Per Ton	Factors	
	Dollars	Code <sup>1</sup>			Dollars	Code <sup>1</sup>	
<b>DISTRICT 1 (Cont'd)</b>					3,000.00	000100	5.9
Pinot Noir * (Cont'd)	6,000.00	017900	4.1		3,000.00	018900	0.9
	6,000.00	018900	6.2		3,250.00	000100	5.8
	6,250.00	000100	22.2		3,500.00	013600	2.0
	6,500.00	000100	8.6		3,500.00	020800	14.4
	6,500.00	017200	2.4		3,600.00	000100	3.9
	6,500.00	021200	4.6		3,800.00	017200	4.4
	6,700.00	000100	31.3		3,900.00	024500	5.8
	6,800.00	000100	25.6		4,000.00	000100	3.8
	6,800.00	017000	1.5		4,500.00	000100	1.9
	6,800.00	022700	1.6		4,500.00	013100	1.5
	6,900.00	000100	3.1		4,692.00	020800	13.0
	7,000.00	000100	35.5	Wtd. Avg. Base & Total Tons	1,727.85		732.0
	7,200.00	000100	35.9				
	7,350.00	000100	3.7	Tannat	1,850.00	021500	1.4
	7,400.00	000100	10.6	Wtd. Avg. Base & Total Tons	1,850.00		1.4
	7,460.00	017600	4.1				
	7,500.00	000100	20.5	Tempranillo *	900.00	017200	1.1
	7,681.00	000100	8.4		1,400.00	000100	1.5
	7,717.50	000100	4.9	Wtd. Avg. Base & Total Tons	1,188.46		2.6
	7,750.00	000100	12.7				
	7,957.00	000100	17.5	Tinta Cao	1,400.00	000100	1.0
	8,000.00	000100	7.2	Wtd. Avg. Base & Total Tons	1,400.00		1.0
	8,124.99	000100	3.8				
	8,550.00	017800	3.5	Touriga Nacional *	1,400.00	000100	9.9
	9,775.00	000100	9.7	Wtd. Avg. Base & Total Tons	1,400.00		9.9
Wtd. Avg. Base & Total Tons	3,245.19		3,988.4				
				Trousseau *	2,450.00	013600	4.5
Primitivo	1,645.88	017800	11.0		3,900.00	000100	3.2
	1,950.00	000100	9.9	Wtd. Avg. Base & Total Tons	3,052.60		7.7
	2,800.00	000100	0.8				
Wtd. Avg. Base & Total Tons	1,827.17		21.7	Valdiguie *	1,900.00	000100	2.5
					1,900.00	010700	1.5
Refosco *	3,000.00	000100	1.3		2,000.00	000100	1.6
Wtd. Avg. Base & Total Tons	3,000.00		1.3		2,100.00	000100	2.8
					2,200.00	000100	1.0
Sangiovese *	750.00	000100	5.5	Wtd. Avg. Base & Total Tons	2,008.51		9.4
	1,000.00	000100	25.8				
	1,460.00	013600	29.5	Zinfandel	500.00	000100	73.2
	1,700.00	010900	4.1		600.00	013600	5.4
	1,850.00	000100	1.1		700.00	000100	16.0
	1,950.00	013600	2.0		800.00	000100	27.8
	2,000.00	013600	4.0		800.00	013600	11.7
	2,050.00	000100	1.7		900.00	017200	0.8
	2,176.34	017800	4.6		1,000.00	000100	42.6
	2,200.00	000100	19.4		1,300.00	024500	8.8
	2,200.00	021000	3.5		1,600.00	000100	55.7
	2,200.00	024500	2.1		1,600.00	010700	1.0
	2,350.00	000100	27.5		1,650.00	000100	104.4
	2,500.00	000100	5.1		1,650.00	021500	1.1
	2,500.00	013600	3.0		1,700.00	000100	12.0
	2,800.00	000100	26.5		1,750.00	000100	8.0
	3,047.00	000100	13.6		1,754.52	024800	31.3
	3,200.00	000100	8.7		1,775.00	000100	104.6
Wtd. Avg. Base & Total Tons	2,081.78		187.7		1,800.00	000100	76.2
					1,800.00	024500	30.6
Syrah *	300.00	013600	15.8		1,800.00	025150	17.4
	500.00	000100	35.0		1,825.00	000100	7.0
	900.00	017200	0.6		1,850.00	000100	114.8
	1,400.00	013800	111.5		1,900.00	017000	2.0
	1,400.00	016100	126.0		1,904.87	017800	15.9
	1,450.00	016100	154.3		1,950.00	000100	2.5
	1,460.00	013600	26.3		2,000.00	000100	77.2
	1,600.00	000100	40.4		2,015.71	000100	19.2
	1,700.00	000100	1.0		2,032.30	000100	18.3
	1,750.00	000100	44.5		2,050.00	000100	5.2
	1,769.00	000100	15.2		2,083.08	000100	74.9
	2,000.00	000100	20.1		2,100.00	000100	53.6
	2,100.00	013400	1.4		2,200.00	011300	0.6
	2,122.00	000100	13.5		2,225.00	000100	16.8
	2,200.00	020800	18.3		2,250.00	000100	56.0
	2,200.00	024500	2.9		2,500.00	013600	1.3
	2,300.00	000100	6.3		2,750.00	003200	37.3
	2,336.24	013600	5.2		2,800.00	000100	34.1
	2,950.00	003200	30.4		2,900.00	003200	14.0

**TABLE 8: BASE PRICE PAID TO GROWERS FOR GRAPES CRUSHED AND DELIVERED TO CALIFORNIA PROCESSORS  
FROM THE 2024 CROP WITH BRIX FACTORS AND PURCHASED TONNAGE, BY TYPE, VARIETY, REPORTING DISTRICT  
WHERE GROWN, AND WEIGHTED AVERAGE BASE PRICE**

District, Type, and Variety	Base Price	Brix	Tons	District, Type, and Variety	Base Price	Brix	Tons
	Per Ton	Factors			Per Ton	Factors	
	Dollars	Code <sup>1</sup>			Dollars	Code <sup>1</sup>	
<b>DISTRICT 1 (Cont'd)</b>					1,050.00	000100	68.8
Zinfandel (Cont'd)	3,000.00	000100	26.3		1,056.56	000100	28.1
	3,900.00	000100	20.8		1,100.00	000100	669.6
	4,200.00	000100	30.4		1,100.00	013400	49.3
	5,000.00	000100	7.2		1,100.00	024500	27.2
Wtd. Avg. Base & Total Tons	1,902.45		1,264.0		1,150.00	011100	397.1
					1,150.00	017200	465.3
Other Red Wine <sup>2</sup>	1,400.00	000100	3.6		1,200.00	000100	260.6
	1,900.00	010700	3.3		1,200.00	011100	316.8
	2,359.64	017800	0.6		1,250.00	000100	3.2
	2,500.00	000100	1.3		1,300.00	000100	426.2
	2,800.00	000100	2.2		1,350.00	000100	1,145.6
Wtd. Avg. Base & Total Tons	2,012.34		11.0		1,363.50	000100	81.2
					1,365.00	000100	655.3
<b>DISTRICT 2</b>					1,365.00	020800	227.5
<b>Wine Grapes (White)</b>					1,389.15	000100	198.9
Albarino *	2,800.00	000100	1.0		1,400.00	000100	40.7
Wtd. Avg. Base & Total Tons	2,800.00		1.0		1,425.00	017400	1.4
					1,425.33	000100	826.6
Chardonnay *	200.00	000100	195.4		1,440.00	013400	12.5
	964.97	000100	106.9		1,450.00	000100	12.0
	1,100.00	024500	107.4		1,450.00	017000	128.1
	1,400.00	000100	160.7		1,470.00	013400	133.7
	1,600.00	000100	307.4		1,475.00	000100	79.5
	1,700.00	013600	44.8		1,486.14	001900	133.8
	1,850.00	000100	10.1		1,500.00	000100	663.5
	2,000.00	000100	14.0		1,500.00	017000	121.9
	2,400.00	001900	61.1		1,500.00	024500	261.8
	3,300.00	000100	2.0		1,530.00	017200	99.1
Wtd. Avg. Base & Total Tons	1,241.12		1,009.8		1,550.00	013400	22.0
					1,550.00	015500	64.1
Chenin Blanc	1,250.00	000100	0.9		1,600.00	000100	162.2
	1,800.00	000100	62.9		1,600.00	017000	62.3
	2,000.00	000100	29.2		1,600.00	017200	10.9
Wtd. Avg. Base & Total Tons	1,857.47		93.0		1,600.00	024500	4.7
					1,648.00	015500	192.0
Gewurztraminer	1,950.00	000100	48.1		1,650.00	000100	120.0
Wtd. Avg. Base & Total Tons	1,950.00		48.1		1,650.00	015500	91.5
					1,650.00	017000	189.9
Grenache Blanc *	2,600.00	000100	0.8		1,700.00	000100	594.1
	2,600.00	021000	1.3		1,750.00	000100	199.2
Wtd. Avg. Base & Total Tons	2,600.00		2.1		1,750.00	013400	99.4
					1,800.00	000100	717.9
Marsanne	1,431.33	000100	11.6		1,800.00	013400	80.5
	2,000.00	000100	3.0		1,800.00	015300	85.9
Wtd. Avg. Base & Total Tons	1,548.18		14.6		1,850.00	000100	61.2
					1,850.00	017000	260.9
Muscat Blanc *	500.00	000100	5.3		1,900.00	000100	48.4
	800.00	000100	10.9		1,935.00	000100	193.6
	1,200.00	000100	3.3		2,000.00	000100	145.2
	1,300.00	000100	48.4		2,000.00	013600	9.9
	1,400.00	000100	2.0		2,000.00	017100	10.3
	1,600.00	000100	18.2		2,000.00	018900	15.2
	1,800.00	000100	18.1		2,020.00	000100	10.3
	1,850.00	010900	3.0		2,116.88	002200	40.2
Wtd. Avg. Base & Total Tons	1,358.06		109.2		2,200.00	000100	13.1
					2,200.00	011100	2.9
Pinot Gris *	1,400.00	000100	81.4		2,328.55	002200	11.6
	1,550.00	015500	66.5		2,500.00	000100	20.0
	1,800.00	013600	30.4		3,000.00	000100	1.2
Wtd. Avg. Base & Total Tons	1,524.14		178.3	Wtd. Avg. Base & Total Tons	1,313.75		13,893.1
Roussanne	2,270.00	000100	28.0	Semillon	1,825.00	000100	3.1
Wtd. Avg. Base & Total Tons	2,270.00		28.0		2,000.00	013600	2.3
				Wtd. Avg. Base & Total Tons	1,899.54		5.4
Sauvignon Blanc *	150.00	000100	22.0				
	200.00	000100	50.3	Viognier	1,500.00	000100	1.5
	500.00	000100	1,289.9		1,600.00	000100	0.4
	877.50	000100	219.9		1,600.00	013600	19.1
	900.00	000100	9.2		1,800.00	000100	4.5
	900.00	009520	132.2	Wtd. Avg. Base & Total Tons	1,629.41		25.5
	900.00	011100	807.8				
	900.00	017000	40.3	White Riesling *	1,350.00	000100	3.6
	1,000.00	000100	169.8		2,000.00	000100	10.7
Wtd. Avg. Base & Total Tons	1,017.00	017200	75.8	Wtd. Avg. Base & Total Tons	1,836.36		14.3

**TABLE 8: BASE PRICE PAID TO GROWERS FOR GRAPES CRUSHED AND DELIVERED TO CALIFORNIA PROCESSORS FROM THE 2024 CROP WITH BRIX FACTORS AND PURCHASED TONNAGE, BY TYPE, VARIETY, REPORTING DISTRICT WHERE GROWN, AND WEIGHTED AVERAGE BASE PRICE**

District, Type, and Variety	Base Price	Brix	Tons	District, Type, and Variety	Base Price	Brix	Tons
	Per Ton	Factors			Per Ton	Factors	
	Dollars	Code <sup>1</sup>			Dollars	Code <sup>1</sup>	
<b>DISTRICT 2 (Cont'd)</b>					4,250.00	020800	10.3
<b>Wine Grapes (Red)</b>					5,000.00	000100	325.4
Alicante Bouschet *	2,000.00	000100	4.3	Wtd. Avg. Base & Total Tons	1,642.30		13,092.2
Wtd. Avg. Base & Total Tons	2,000.00		4.3				
Barbera	1,800.00	000100	6.7	Carignane	2,000.00	000100	21.0
	2,000.00	000100	65.5	Wtd. Avg. Base & Total Tons	2,000.00		21.0
	2,600.00	000100	2.1	Charbono	1,800.00	013600	5.0
Wtd. Avg. Base & Total Tons	1,998.92		74.3	Wtd. Avg. Base & Total Tons	4,000.00	000100	3.7
					2,735.63		8.7
Cabernet Franc	500.00	000100	16.9	Cinsaut *	2,200.00	000100	7.1
	2,000.00	000100	9.7	Wtd. Avg. Base & Total Tons	2,200.00		7.1
	2,240.00	000100	24.5				
	2,400.00	000100	8.1	Grenache *	1,500.00	000100	10.9
	2,500.00	000100	56.6		1,600.00	000100	69.3
	2,650.00	021000	20.7		2,000.00	000100	0.8
	2,800.00	018100	23.0		2,250.00	000100	10.8
	3,000.00	020460	1.9		2,250.00	025100	2.0
	3,250.00	000100	1.9		2,266.00	000100	1.9
	4,300.00	000100	3.9		2,988.66	013600	1.4
	6,300.00	000100	3.2		3,000.00	000100	3.4
Wtd. Avg. Base & Total Tons	2,416.26		170.4	Wtd. Avg. Base & Total Tons	1,754.42		100.5
Cabernet Sauvignon	150.00	000100	967.2	Malbec	150.00	000100	118.7
	300.00	000100	775.3		250.00	000100	148.4
	400.00	000100	556.0		280.00	000100	68.0
	400.00	024500	310.5		500.00	000100	1.5
	500.00	000100	1,321.8		1,200.00	000100	54.2
	550.00	000100	1,025.1		1,800.00	000100	6.4
	700.00	018000	75.2		2,200.00	000100	12.4
	750.00	000100	300.8		2,240.00	000100	22.1
	1,200.00	000100	411.3		2,250.00	000100	8.9
	1,250.00	000100	6.0		2,800.00	000100	11.7
	1,500.00	000100	262.1		3,250.00	000100	14.6
	1,670.00	000100	115.2		4,135.00	000100	3.2
	1,800.00	000100	503.4	Wtd. Avg. Base & Total Tons	726.45		470.1
	1,900.00	000100	84.9				
	1,925.00	000100	65.0	Merlot	150.00	000100	123.4
	1,997.10	002300	54.7		1,500.00	000100	23.4
	2,000.00	000100	781.3		1,505.87	000100	3.4
	2,050.00	000100	254.8		1,650.00	013600	12.7
	2,100.00	000100	249.8		1,658.00	000100	23.0
	2,107.36	000100	84.3		2,050.00	000100	10.0
	2,116.93	000100	8.1		2,200.00	000100	32.2
	2,200.00	000100	175.0		2,240.00	000100	47.2
	2,240.00	000100	497.3		2,250.00	000100	99.0
	2,276.00	000100	156.5		2,800.00	018100	16.4
	2,321.88	000100	259.9		3,250.00	000100	7.6
	2,400.00	000100	219.8		4,135.00	000100	3.1
	2,500.00	000100	70.4	Wtd. Avg. Base & Total Tons	1,547.27		401.4
	2,500.00	027100	303.7				
	2,550.00	000100	14.8	Montepulciano	2,000.00	021500	2.0
	2,589.00	000100	20.6		2,200.00	000100	8.0
	2,600.00	000100	538.4	Wtd. Avg. Base & Total Tons	2,160.00		10.0
	2,749.00	025000	411.7				
	2,768.06	000100	64.1	Mourvedre *	1,600.00	000100	55.1
	2,800.00	018100	233.7		2,400.00	000100	4.5
	2,814.00	001900	153.6		3,100.00	000100	3.4
	2,950.00	000100	134.8		3,100.00	021000	2.2
	3,000.00	000100	23.5	Wtd. Avg. Base & Total Tons	1,784.05		65.2
	3,076.61	025100	282.3				
	3,195.52	000100	3.3	Negroamaro	1,600.00	021800	1.8
	3,200.00	024800	44.1	Wtd. Avg. Base & Total Tons	1,600.00		1.8
	3,250.00	000100	261.1				
	3,259.00	000100	128.2	Nero D'avola *	2,600.00	000100	13.9
	3,276.00	000100	361.8	Wtd. Avg. Base & Total Tons	2,600.00		13.9
	3,300.00	000100	2.3				
	3,400.00	000100	58.5	Petit Verdot	250.00	000100	126.7
	3,500.00	000100	72.2		500.00	000100	110.9
	3,750.00	000100	22.4		1,200.00	000100	28.0
	3,953.50	000100	4.3		2,000.00	000100	152.9
	4,000.00	022900	19.4		2,800.00	018100	34.9
	4,135.00	000100	6.0				

**TABLE 8: BASE PRICE PAID TO GROWERS FOR GRAPES CRUSHED AND DELIVERED TO CALIFORNIA PROCESSORS  
FROM THE 2024 CROP WITH BRIX FACTORS AND PURCHASED TONNAGE, BY TYPE, VARIETY, REPORTING DISTRICT  
WHERE GROWN, AND WEIGHTED AVERAGE BASE PRICE**

District, Type, and Variety	Base Price	Brix	Tons	District, Type, and Variety	Base Price	Brix	Tons
	Per Ton	Factors			Per Ton	Factors	
	Dollars	Code <sup>1</sup>			Dollars	Code <sup>1</sup>	
<b>DISTRICT 2 (Cont'd)</b>							
Petit Verdot (Cont'd)	3,250.00	000100	14.7	Touriga Nacional *	2,000.00	000100	5.3
	4,000.00	022900	6.0		2,000.00	007600	20.3
Wtd. Avg. Base & Total Tons	1,257.16		474.1	Wtd. Avg. Base & Total Tons	2,000.00		25.6
Petite Sirah	150.00	000100	107.1	Trousseau *	2,000.00	000100	1.9
	500.00	000100	540.8		2,000.00	011100	13.0
	700.00	052022	6.4	Wtd. Avg. Base & Total Tons	2,000.00		14.9
	1,200.00	000100	42.3	Zinfandel	1,200.00	000100	168.3
	1,500.00	000100	104.3		1,500.00	000100	349.9
	1,600.00	024500	2.5		1,800.00	000100	10.4
	1,800.00	000100	3.7		1,900.00	000100	44.9
	1,800.00	013600	24.0		2,000.00	000100	7.9
	1,925.00	000100	1.0		2,067.00	002600	91.8
	1,935.12	000100	8.6		2,200.00	000100	118.1
	1,936.69	000100	178.5		2,461.00	000100	1.0
	2,000.00	000100	0.7		2,500.00	000100	5.3
	2,020.00	018100	28.8		2,800.00	000100	2.8
	2,033.00	000100	69.4	Wtd. Avg. Base & Total Tons	1,648.88		800.4
	2,067.00	002600	41.9	Other Red Wine <sup>2</sup>	1,200.00	000100	7.0
	2,193.00	017400	1.5		2,000.00	000100	2.0
	2,200.00	000100	60.2		2,496.15	000100	32.5
	2,200.00	021500	5.0	Wtd. Avg. Base & Total Tons	2,253.61		41.5
	2,240.00	000100	70.4	<b>DISTRICT 3</b>			
	2,300.00	000100	7.8	<b>Wine Grapes (White)</b>			
	2,400.00	000100	1.0	Albarino *	2,000.00	009700	1.9
	2,800.00	018100	76.7		2,400.00	000100	4.9
	3,250.00	000100	17.7		2,500.00	000100	1.4
	3,500.00	000100	4.8		2,750.00	000100	2.2
	4,000.00	000100	3.5		2,850.00	017000	9.0
Wtd. Avg. Base & Total Tons	1,300.16		1,408.6		2,900.00	017600	7.7
Pinot Noir *	150.00	000100	147.7		2,997.35	000100	1.7
	1,550.00	000100	13.9		2,997.35	010900	1.9
	1,800.00	000100	4.0		3,400.00	011100	2.0
	2,200.00	000100	122.9		3,500.00	000100	10.3
	2,300.00	000100	113.2	Wtd. Avg. Base & Total Tons	2,947.22		43.0
	2,500.00	000100	2.7	Arneis	2,200.00	000100	6.6
	3,000.00	000100	8.8	Wtd. Avg. Base & Total Tons	2,200.00		6.6
Wtd. Avg. Base & Total Tons	1,487.88		413.2	Chardonnay *	400.00	022700	145.5
Primitivo	1,600.00	021800	1.0		500.00	000100	148.3
Wtd. Avg. Base & Total Tons	1,600.00		1.0		500.00	024500	150.4
Sangiovese *	1,600.00	021800	2.9		525.00	024500	238.6
	2,200.00	000100	11.9		544.01	000100	24.7
Wtd. Avg. Base & Total Tons	2,082.43		14.8		586.62	000100	83.8
Souzao	1,650.00	000100	3.3		600.00	000100	42.2
Wtd. Avg. Base & Total Tons	1,650.00		3.3		650.00	000100	253.6
Syrah *	1,200.00	000100	307.2		700.00	000100	25.5
	1,500.00	000100	4.4		730.00	000100	7.4
	1,850.00	000100	9.6		750.00	000100	14.1
	2,000.00	000100	54.1		775.00	000100	14.8
	2,023.00	000100	13.4		800.00	010600	14.6
	2,200.00	000100	115.4		943.00	000100	41.8
	2,300.00	020800	8.8		970.00	024500	37.8
	2,600.00	000100	5.8		1,000.00	000100	340.7
	3,250.00	000100	8.5		1,000.00	008150	4.3
	4,000.00	000100	2.2		1,200.00	000100	253.9
	8,000.00	000100	1.9		1,200.00	019100	2.3
Wtd. Avg. Base & Total Tons	1,635.86		531.3		1,200.06	000100	38.0
Tempranillo *	700.00	000100	1.1		1,264.14	000100	46.0
	1,500.00	000100	2.0		1,300.00	000100	25.7
	2,000.00	000100	41.4		1,300.00	017400	24.0
Wtd. Avg. Base & Total Tons	1,945.39		44.5		1,375.00	024500	13.1
Teroldego	250.00	000100	25.4		1,450.00	000100	11.6
	500.00	000100	1.8		1,500.00	000100	865.7
Wtd. Avg. Base & Total Tons	266.54		27.2		1,500.00	002200	13.7
					1,525.00	000100	1,135.5
					1,550.00	000100	62.7
					1,575.00	000100	457.5
					1,600.00	000100	347.8
					1,622.40	000100	196.1
					1,650.00	013600	98.9

**TABLE 8: BASE PRICE PAID TO GROWERS FOR GRAPES CRUSHED AND DELIVERED TO CALIFORNIA PROCESSORS FROM THE 2024 CROP WITH BRIX FACTORS AND PURCHASED TONNAGE, BY TYPE, VARIETY, REPORTING DISTRICT WHERE GROWN, AND WEIGHTED AVERAGE BASE PRICE**

District, Type, and Variety	Base Price	Brix	Tons	District, Type, and Variety	Base Price	Brix	Tons
	Per Ton	Factors			Per Ton	Factors	
	Dollars	Code <sup>1</sup>			Dollars	Code <sup>1</sup>	
<b>DISTRICT 3 (Cont'd)</b>					2,400.00	000100	1,234.9
Chardonnay * (Cont'd)	1,650.00	024300	8.2		2,400.00	002200	57.9
	1,700.00	000100	730.1		2,400.00	024500	284.8
	1,750.00	000100	282.0		2,403.37	020800	169.4
	1,750.00	017200	143.1		2,404.12	017200	302.8
	1,750.00	020800	370.4		2,408.24	024500	23.7
	1,800.00	000100	473.0		2,412.62	000100	21.0
	1,800.00	001900	17.8		2,413.03	017200	78.9
	1,800.00	021200	65.1		2,416.89	000100	56.4
	1,820.00	019300	5.9		2,420.29	017200	28.5
	1,850.00	000100	608.3		2,420.50	000100	85.2
	1,875.00	000100	50.6		2,426.00	000100	56.9
	1,900.00	000100	742.6		2,432.02	017200	35.4
	1,900.00	017200	77.6		2,450.00	000100	47.3
	1,900.00	021200	91.3		2,458.08	017200	52.3
	1,905.56	000100	2.8		2,458.43	017200	56.0
	1,947.50	000100	33.3		2,477.15	000100	168.5
	1,950.00	000100	217.8		2,477.81	020800	34.9
	1,950.00	014000	3.8		2,483.57	000100	142.6
	2,000.00	000100	615.2		2,484.38	000100	8.0
	2,000.00	017100	5.4		2,484.49	000100	4.9
	2,000.00	020800	131.8		2,484.95	000100	69.9
	2,050.00	000100	55.8		2,490.07	024500	102.2
	2,050.00	017200	4.4		2,491.42	017200	165.0
	2,050.00	020800	311.2		2,497.79	017200	125.9
	2,070.00	000100	249.5		2,499.43	000100	26.5
	2,090.00	000100	15.2		2,499.81	000100	134.4
	2,100.00	000100	614.0		2,500.00	000100	1,502.2
	2,100.00	017600	38.2		2,500.00	001900	104.2
	2,100.00	020800	135.0		2,500.00	010700	3.9
	2,100.00	021200	48.8		2,500.00	013100	0.9
	2,100.00	024500	37.8		2,500.00	017000	4.0
	2,115.00	017400	27.8		2,500.00	017200	481.3
	2,121.00	001900	29.6		2,500.00	024500	134.9
	2,150.00	000100	341.7		2,500.80	000100	47.1
	2,150.00	020800	48.2		2,501.79	017200	97.8
	2,175.46	000100	23.3		2,502.00	000100	52.4
	2,190.00	000100	102.9		2,502.63	017200	31.6
	2,200.00	000100	353.2		2,502.99	000100	33.1
	2,200.00	013600	1.0		2,509.97	024500	192.5
	2,200.00	017000	3.0		2,513.40	017200	139.2
	2,200.00	017200	21.0		2,514.07	017200	371.6
	2,205.00	020800	182.1		2,514.90	017200	73.7
	2,247.06	000100	274.7		2,525.95	000100	17.2
	2,249.86	000100	7.9		2,530.00	000100	8.0
	2,250.00	000100	221.5		2,530.00	017200	83.0
	2,265.00	024500	50.2		2,530.33	000100	27.3
	2,273.45	017200	67.4		2,540.57	000100	13.6
	2,273.57	017200	59.8		2,540.66	000100	14.3
	2,274.29	017200	54.6		2,540.75	000100	100.8
	2,275.12	017200	144.9		2,540.81	000100	28.7
	2,276.68	000100	22.6		2,540.82	000100	44.1
	2,279.83	017200	13.9		2,544.00	021000	5.0
	2,285.00	000100	22.0		2,544.09	000100	465.3
	2,285.16	000100	107.8		2,544.09	024500	338.7
	2,285.66	000100	24.7		2,550.00	000100	49.5
	2,287.76	000100	19.1		2,552.93	000100	186.3
	2,289.68	000100	160.5		2,559.00	000100	4.5
	2,290.00	000100	275.3		2,559.00	013800	5.3
	2,294.15	017200	12.9		2,559.83	000100	3,303.9
	2,295.21	024500	22.6		2,559.87	000100	0.4
	2,300.00	000100	1,290.5		2,562.59	000100	9.5
	2,300.00	014000	1.9		2,563.00	000100	20.3
	2,300.00	017200	366.8		2,569.24	020800	42.5
	2,300.00	020800	116.5		2,575.00	000100	75.9
	2,300.00	024500	51.4		2,575.00	001900	89.9
	2,311.66	000100	7.8		2,581.79	017200	80.6
	2,324.18	017200	16.1		2,587.50	024500	295.2
	2,336.44	000100	728.0		2,600.00	000100	694.2
	2,336.44	024500	699.5		2,600.00	001900	75.9
	2,350.00	000100	735.1		2,600.00	017200	975.3
	2,350.00	024500	124.3		2,600.00	017400	18.5
	2,375.00	000100	281.5		2,600.00	017600	127.9
	2,387.00	017200	46.8		2,600.00	019100	85.9
	2,398.69	000100	100.7		2,600.00	024500	22.5

**TABLE 8: BASE PRICE PAID TO GROWERS FOR GRAPES CRUSHED AND DELIVERED TO CALIFORNIA PROCESSORS FROM THE 2024 CROP WITH BRIX FACTORS AND PURCHASED TONNAGE, BY TYPE, VARIETY, REPORTING DISTRICT WHERE GROWN, AND WEIGHTED AVERAGE BASE PRICE**

District, Type, and Variety	Base Price	Brix	Tons	District, Type, and Variety	Base Price	Brix	Tons
	Per Ton	Factors			Per Ton	Factors	
	Dollars	Code <sup>1</sup>			Dollars	Code <sup>1</sup>	
<b>DISTRICT 3 (Cont'd)</b>					2,925.00	000100	135.8
Chardonnay * (Cont'd)	2,600.07	000100	299.9		2,925.00	002000	1,702.4
	2,601.86	017200	339.9		2,928.39	024500	43.6
	2,614.63	000100	155.8		2,931.08	017200	8.1
	2,619.09	000100	135.2		2,937.96	000100	53.9
	2,619.96	000100	49.6		2,943.80	000100	49.0
	2,621.34	017200	70.8		2,950.51	017200	69.9
	2,641.31	000100	21.5		2,965.86	000100	331.9
	2,644.00	000100	27.7		2,970.52	000100	139.6
	2,650.00	000100	150.3		2,970.52	017600	114.7
	2,650.00	001900	123.2		2,975.66	000100	52.9
	2,651.90	017200	81.4		2,993.94	000100	20.4
	2,652.25	000100	18.8		3,000.00	000100	434.7
	2,669.34	000100	19.2		3,000.00	001900	10.2
	2,671.29	000100	297.9		3,000.00	009300	5.4
	2,675.00	000100	47.8		3,000.00	010700	0.9
	2,675.13	017200	94.1		3,000.00	013100	0.7
	2,694.16	000100	60.2		3,000.00	013400	3.9
	2,700.00	000100	218.3		3,000.00	015700	43.6
	2,700.00	001900	8.9		3,000.00	017200	35.9
	2,700.00	002200	108.1		3,000.00	017600	89.2
	2,700.00	017000	41.9		3,000.00	020700	24.9
	2,700.00	017200	655.8		3,000.00	022900	24.6
	2,700.00	017400	2.0		3,000.00	024500	31.9
	2,701.93	017200	107.6		3,005.20	000100	24.8
	2,705.94	017200	343.6		3,014.57	017200	24.3
	2,711.59	000100	49.4		3,018.16	017200	48.6
	2,715.72	000100	2.6		3,021.52	017200	160.6
	2,715.72	017200	105.8		3,030.00	000100	5.7
	2,731.96	017200	144.1		3,036.58	000100	7.6
	2,732.95	000100	25.1		3,039.47	000100	146.4
	2,745.36	000100	211.1		3,048.90	000100	6.2
	2,745.60	000100	141.6		3,050.00	001900	277.4
	2,747.57	017200	90.0		3,050.00	013100	29.5
	2,747.64	000100	48.9		3,060.00	000100	37.1
	2,750.00	000100	102.8		3,068.00	000100	32.8
	2,750.00	011100	8.6		3,071.84	000100	91.3
	2,750.00	017200	83.0		3,100.00	000100	198.9
	2,750.15	000100	37.5		3,100.00	001900	10.1
	2,752.58	000100	42.6		3,100.00	015700	7.0
	2,759.12	000100	111.0		3,100.00	017200	68.3
	2,794.83	000100	39.6		3,125.00	000100	15.6
	2,795.00	000100	272.6		3,135.75	017200	58.5
	2,795.88	000100	12.9		3,150.00	000100	10.2
	2,800.00	000100	591.2		3,158.60	000100	5.9
	2,800.00	013800	30.0		3,175.15	017200	198.5
	2,800.00	017200	107.8		3,182.70	019500	55.0
	2,800.00	017400	6.5		3,183.46	017200	121.2
	2,800.00	021000	42.3		3,184.62	000100	103.1
	2,802.01	017200	400.1		3,199.79	000100	57.4
	2,810.01	017200	222.9		3,200.00	000100	293.1
	2,814.76	000100	32.0		3,200.00	002200	3.9
	2,816.13	017200	46.5		3,200.00	013100	22.1
	2,818.81	000100	11.4		3,200.00	017000	8.2
	2,819.45	000100	49.7		3,200.00	017200	50.2
	2,820.08	017200	99.9		3,200.00	022700	7.8
	2,844.09	017200	57.2		3,200.00	022800	10.0
	2,850.00	000100	94.7		3,202.29	017200	15.8
	2,850.00	002200	327.9		3,205.68	000100	18.6
	2,862.05	017200	51.8		3,221.84	000100	10.2
	2,864.43	017600	190.8		3,232.00	000100	65.7
	2,870.00	000100	76.0		3,234.06	000100	22.7
	2,875.00	000100	295.6		3,250.00	000100	31.1
	2,900.00	000100	204.7		3,250.00	043665	7.0
	2,900.00	001900	200.7		3,254.06	000100	7.5
	2,900.00	002000	68.0		3,270.00	000100	18.2
	2,900.00	013100	133.2		3,296.12	000100	35.7
	2,900.00	017200	118.6		3,300.00	000100	148.5
	2,900.00	020700	18.8		3,300.00	019100	5.3
	2,900.00	021000	41.6		3,300.00	020700	19.4
	2,900.00	024500	25.5		3,300.00	024500	28.0
	2,902.22	000100	7.8		3,305.52	000100	8.4
	2,906.91	017200	88.3		3,331.70	000100	10.7
	2,910.08	000100	22.3		3,354.54	000100	21.2
	2,914.09	017200	459.5		3,400.00	000100	115.3

**TABLE 8: BASE PRICE PAID TO GROWERS FOR GRAPES CRUSHED AND DELIVERED TO CALIFORNIA PROCESSORS  
FROM THE 2024 CROP WITH BRIX FACTORS AND PURCHASED TONNAGE, BY TYPE, VARIETY, REPORTING DISTRICT  
WHERE GROWN, AND WEIGHTED AVERAGE BASE PRICE**

District, Type, and Variety	Base Price	Brix	Tons	District, Type, and Variety	Base Price	Brix	Tons
	Per Ton	Factors			Per Ton	Factors	
	Dollars	Code <sup>1</sup>			Dollars	Code <sup>1</sup>	
<b>DISTRICT 3 (Cont'd)</b>					4,301.20	000100	16.4
Chardonnay * (Cont'd)	3,411.26	000100	49.7		4,378.78	000100	9.9
	3,413.88	000100	9.8		4,400.00	000100	10.0
	3,430.00	000100	1.9		4,408.00	019200	10.0
	3,433.21	000100	1.5		4,410.00	000100	3.3
	3,434.46	000100	6.1		4,500.00	000100	127.7
	3,447.93	019500	8.0		4,500.00	006400	2.3
	3,450.00	000100	4.9		4,500.00	010110	2.0
	3,450.00	011100	2.1		4,500.00	010900	8.5
	3,485.00	000100	11.0		4,500.00	013100	19.3
	3,500.00	000100	203.1		4,500.00	013600	5.4
	3,500.00	001900	8.7		4,500.00	013800	3.1
	3,500.00	008150	2.9		4,500.00	017000	1.5
	3,500.00	008900	2.2		4,500.00	019100	2.0
	3,500.00	009500	3.5		4,586.00	015700	12.7
	3,500.00	009700	6.6		4,600.00	000100	10.1
	3,500.00	011400	3.0		4,600.00	013100	6.7
	3,500.00	013200	1.4		4,600.00	020800	20.7
	3,500.00	013400	2.0		4,635.00	024500	7.5
	3,500.00	017000	1.0		4,650.00	000100	11.8
	3,500.00	020800	7.4		4,650.00	013100	4.8
	3,500.00	024500	43.0		4,666.89	000100	13.5
	3,502.00	000100	4.2		4,673.00	000100	3.4
	3,528.00	019200	25.5		4,680.00	000100	11.5
	3,575.00	000100	5.9		4,683.35	000100	21.2
	3,587.64	000100	5.6		4,689.66	000100	29.0
	3,600.00	000100	28.2		4,700.00	000100	8.0
	3,607.06	019500	24.4		4,725.00	000100	3.1
	3,642.61	000100	8.4		4,750.00	000100	11.2
	3,650.00	000100	6.1		4,773.00	000100	9.9
	3,654.00	000100	4.1		4,774.00	000100	23.2
	3,700.00	000100	32.7		4,774.05	017200	69.9
	3,700.00	003200	14.7		4,800.00	000100	57.8
	3,713.15	019500	15.5		4,800.00	015700	30.1
	3,746.04	000100	26.5		4,800.00	020600	41.9
	3,750.00	000100	7.2		4,800.00	020800	3.0
	3,750.00	013100	2.9		4,833.16	000100	21.5
	3,750.00	017400	3.0		4,850.00	000100	3.7
	3,750.00	020800	7.0		4,900.00	000100	5.6
	3,800.00	000100	77.3		4,900.00	011100	2.1
	3,878.00	000100	6.6		4,900.00	013400	5.3
	3,890.32	013100	9.4		4,950.00	000100	4.1
	3,900.00	000100	13.1		5,000.00	000100	192.4
	3,900.00	010900	2.1		5,000.00	013100	4.2
	3,900.00	019300	5.1		5,013.26	000100	5.1
	3,925.00	002000	169.5		5,023.00	000100	6.3
	3,932.00	000100	5.9		5,086.41	000100	11.1
	3,950.00	000100	2.5		5,100.00	000100	14.8
	3,955.68	000100	40.2		5,118.87	000100	7.1
	4,000.00	000100	166.7		5,137.00	000100	5.8
	4,000.00	015700	11.2		5,200.00	000100	24.7
	4,000.00	017100	3.9		5,200.00	001900	7.5
	4,000.00	019300	12.0		5,200.00	009400	4.0
	4,000.00	020800	1.2		5,200.00	015700	9.8
	4,000.00	024500	5.3		5,200.00	024300	3.9
	4,017.00	000100	7.1		5,210.00	000100	4.9
	4,098.00	000100	8.6		5,218.00	000100	16.2
	4,100.00	000100	2.3		5,250.00	000100	1.8
	4,100.00	015700	7.0		5,300.00	000100	38.8
	4,162.98	000100	16.3		5,300.00	017000	3.1
	4,164.00	000100	47.5		5,305.00	013100	19.2
	4,200.00	000100	22.7		5,360.52	000100	12.4
	4,200.00	001900	2.0		5,376.00	000100	6.9
	4,200.00	021200	21.6		5,400.00	000100	19.1
	4,211.00	000100	19.2		5,400.00	017400	3.4
	4,213.00	000100	5.1		5,402.69	000100	2.6
	4,250.00	000100	46.8		5,407.50	000100	18.8
	4,250.00	015700	9.4		5,427.63	000100	24.3
	4,250.00	017600	30.7		5,434.00	011100	2.2
	4,257.92	000100	5.9		5,480.00	000100	8.0
	4,268.00	000100	5.3		5,500.00	000100	201.4
	4,268.19	000100	125.6		5,500.00	002000	2.4
	4,290.94	001900	28.5		5,500.00	013100	15.4
	4,300.00	000100	39.2		5,500.00	013600	12.3
	4,300.00	017400	4.0		5,500.00	015300	2.9

**TABLE 8: BASE PRICE PAID TO GROWERS FOR GRAPES CRUSHED AND DELIVERED TO CALIFORNIA PROCESSORS FROM THE 2024 CROP WITH BRIX FACTORS AND PURCHASED TONNAGE, BY TYPE, VARIETY, REPORTING DISTRICT WHERE GROWN, AND WEIGHTED AVERAGE BASE PRICE**

District, Type, and Variety	Base Price	Brix	Tons	District, Type, and Variety	Base Price	Brix	Tons
	Per Ton	Factors			Per Ton	Factors	
	Dollars	Code <sup>1</sup>			Dollars	Code <sup>1</sup>	
<b>DISTRICT 3 (Cont'd)</b>							
Chardonnay * (Cont'd)	5,500.00	016800	5.1	Clairette Blanche	1,800.00	017000	0.5
	5,500.00	017200	3.4		4,346.00	013600	0.5
	5,500.00	017400	9.2	Wtd. Avg. Base & Total Tons	3,073.00		1.0
	5,506.00	000100	5.0	Falaghina Greco	3,200.00	000100	1.4
	5,512.79	000100	4.3		4,000.00	011100	2.9
	5,600.00	000100	26.2	Wtd. Avg. Base & Total Tons	3,739.53		4.3
	5,700.00	000100	9.9	Fiano	2,775.00	011300	1.7
	5,700.00	011400	1.7		3,090.16	000100	3.0
	5,750.00	000100	4.3		3,200.00	000100	5.5
	5,777.43	000100	4.5		4,000.00	000100	3.5
	5,800.00	000100	32.0		4,000.00	011100	1.7
	5,850.00	000100	5.8	Wtd. Avg. Base & Total Tons	3,401.82		15.4
	5,900.00	000100	8.2	French Colombard	200.00	009530	0.2
	5,948.80	000100	8.4		1,500.00	009530	1.9
	5,948.80	013100	12.0		1,981.14	000100	27.8
	6,000.00	000100	128.2		2,800.00	000100	2.8
	6,000.00	013600	7.4	Wtd. Avg. Base & Total Tons	2,012.41		32.7
	6,100.00	000100	1.9	Gewurztraminer	1,500.00	000100	0.6
	6,100.00	015700	4.6		1,900.00	000100	23.5
	6,150.00	000100	20.4		2,000.00	000100	1.2
	6,200.00	000100	14.0		2,100.00	000100	1.9
	6,200.00	013600	7.3		2,100.00	013100	2.0
	6,250.00	000100	1.9		2,200.00	000100	8.2
	6,257.06	000100	63.7		2,250.00	000100	1.2
	6,275.00	000100	143.7		2,300.00	000100	2.6
	6,276.17	000100	10.5		2,369.00	000100	10.9
	6,368.00	000100	19.6		2,400.00	000100	3.2
	6,400.00	000100	40.2		2,500.00	013100	0.5
	6,400.00	013400	6.4		2,581.00	000100	1.9
	6,450.00	000100	2.4		2,650.00	000100	6.5
	6,500.00	000100	91.4		3,500.00	000100	2.9
	6,500.00	015300	7.7		3,882.00	000100	2.2
	6,500.00	017200	10.3		4,241.53	000100	4.1
	6,522.00	000100	1.8	Wtd. Avg. Base & Total Tons	2,395.39		73.4
	6,700.00	015700	6.3	Gray Riesling *	3,000.00	000100	11.9
	6,731.00	000100	10.9		3,090.00	000100	2.0
	6,800.00	000100	11.6		3,100.00	000100	1.3
	7,000.00	000100	33.5		3,200.00	000100	1.5
	7,100.00	000100	4.9	Wtd. Avg. Base & Total Tons	3,036.53		16.7
	7,200.00	000100	4.2	Grenache Blanc *	171.25	000100	0.3
	7,210.00	000100	4.2		500.00	020800	0.9
	7,250.00	000100	9.2		1,000.00	013400	2.0
	7,324.49	000100	24.9		1,500.00	017400	4.6
	7,456.87	000100	12.5		1,800.00	010900	0.5
	7,500.00	000100	89.2		2,000.00	000100	6.9
	7,584.00	000100	5.0		2,500.00	000100	1.4
	7,592.88	000100	7.9		2,500.00	010900	2.2
	7,700.00	014000	2.3		2,600.00	000100	7.4
	7,800.00	000100	3.0		2,800.00	000100	5.1
	8,000.00	000100	57.7		2,900.00	000100	11.9
	8,000.00	017400	3.1		2,950.00	000100	1.9
	8,304.00	000100	10.8		3,000.00	000100	2.5
	8,400.00	000100	1.8		3,100.00	000100	0.8
	8,500.00	000100	12.7		3,200.00	000100	4.8
	8,509.00	000100	10.1		3,500.00	000100	6.9
	8,700.00	000100	6.2		3,500.00	013600	1.0
	8,746.00	000100	5.9		4,346.00	013600	4.2
	8,900.00	020600	3.0		4,676.67	000100	5.1
	9,000.00	000100	12.0	Wtd. Avg. Base & Total Tons	2,866.91		70.4
	9,000.00	008303	2.4	Grenache Gris *	1,800.00	010700	1.5
	10,000.00	000100	9.6	Wtd. Avg. Base & Total Tons	1,800.00		1.5
	10,142.02	000100	14.3	Gruener Veltliner	2,700.00	000100	2.0
	11,000.00	000100	4.3		3,500.00	000100	3.7
	15,000.00	000100	4.2		3,500.00	017200	2.9
Wtd. Avg. Base & Total Tons	2,590.52		52,218.1	Wtd. Avg. Base & Total Tons	3,313.95		8.6
Chenin Blanc	1,411.00	009650	17.4				
	1,500.00	000100	7.9				
	1,650.00	000100	6.9				
	3,500.00	000100	10.1				
	3,800.00	000100	0.4				
Wtd. Avg. Base & Total Tons	1,982.59		42.7				

**TABLE 8: BASE PRICE PAID TO GROWERS FOR GRAPES CRUSHED AND DELIVERED TO CALIFORNIA PROCESSORS  
FROM THE 2024 CROP WITH BRIX FACTORS AND PURCHASED TONNAGE, BY TYPE, VARIETY, REPORTING DISTRICT  
WHERE GROWN, AND WEIGHTED AVERAGE BASE PRICE**

District, Type, and Variety	Base Price	Brix	Tons	District, Type, and Variety	Base Price	Brix	Tons
	Per Ton	Factors			Per Ton	Factors	
	Dollars	Code <sup>1</sup>			Dollars	Code <sup>1</sup>	
<b>DISTRICT 3 (Cont'd)</b>							
Malvasia Bianca	1,500.00	017800	2.3	Ribolla Gialla *	2,500.00	020800	3.1
	4,000.00	000100	2.5		3,275.00	002000	9.3
Wtd. Avg. Base & Total Tons	2,802.08		4.8		3,300.00	000100	1.3
					4,000.00	000100	2.0
Marsanne	2,300.00	000100	3.0	Wtd. Avg. Base & Total Tons	3,216.40		15.7
	2,500.00	000100	1.9				
	2,600.00	000100	0.3	Roussanne	500.00	024300	2.1
	2,915.00	000100	1.9		2,000.00	000100	2.7
	3,500.00	000100	13.4		2,500.00	000100	3.0
	3,833.00	000100	4.8		3,500.00	000100	14.4
	4,800.00	013600	4.0		3,500.00	013600	0.9
Wtd. Avg. Base & Total Tons	3,497.16		29.3		3,901.00	000100	0.5
					3,924.00	000100	5.4
Melon	2,200.00	000100	5.0		4,000.00	000100	6.1
	3,000.00	022900	4.5		4,000.00	025300	2.0
Wtd. Avg. Base & Total Tons	2,578.95		9.5		4,346.00	013600	5.9
					4,500.00	013600	1.1
Moscato Gaillo *	2,544.76	000100	5.9	Wtd. Avg. Base & Total Tons	18,745.81	000100	0.8
Wtd. Avg. Base & Total Tons	2,544.76		5.9		3,755.64		44.9
Muscat Blanc *	1,900.00	010700	1.3	Sauvignon Blanc *	500.00	000100	7.3
	2,000.00	000100	7.1		512.77	000100	12.8
	2,304.15	000100	3.9		800.00	000100	6.2
	2,357.42	000100	36.0		900.00	000100	22.5
	2,552.34	000100	3.0		900.00	017000	81.9
Wtd. Avg. Base & Total Tons	2,303.71		51.3		943.00	000100	31.0
					1,000.00	000100	32.3
Muscat Of Alexandria	6,300.00	000100	1.2		1,000.00	013600	3.3
Wtd. Avg. Base & Total Tons	6,300.00		1.2		1,100.00	017000	85.7
					1,100.00	017200	57.0
Palomino *	2,000.00	011100	2.0		1,200.00	000100	743.3
	10,891.00	000100	3.9		1,200.00	017200	13.0
Wtd. Avg. Base & Total Tons	7,877.10		5.9		1,400.00	000100	64.4
					1,500.00	000100	30.9
Picpoul Blanc	1,800.00	000100	1.4		1,535.36	024500	5.6
	2,000.00	000100	2.0		1,590.28	015700	110.8
	2,700.00	000100	2.4		1,600.00	000100	10.9
	3,200.00	000100	2.2		1,600.00	021200	22.8
Wtd. Avg. Base & Total Tons	2,505.00		8.0		1,650.00	017000	69.3
					1,680.20	000100	23.2
Pinot Blanc	1,200.00	000100	0.5		1,700.00	000100	69.0
	1,600.00	000100	129.0		1,711.01	000100	27.0
	2,500.00	013600	5.3		1,750.00	000100	1.7
	2,700.00	000100	5.3		1,750.00	013400	154.1
	2,800.00	000100	0.6		1,750.00	017000	260.7
	2,868.26	000100	3.4		1,775.42	000100	75.8
	3,000.00	019300	2.1		1,797.44	000100	23.1
	4,975.00	000100	5.4		1,800.00	000100	34.4
Wtd. Avg. Base & Total Tons	1,841.41		151.6		1,800.00	017000	197.5
					1,800.00	017200	30.0
					1,800.00	017400	7.0
Pinot Gris *	1,500.00	000100	41.0		1,800.00	021800	0.5
	1,800.00	000100	5.9		1,800.67	000100	80.5
	1,850.00	000100	100.6		1,830.58	000100	37.1
	1,850.00	007900	40.7		1,850.00	000100	81.3
	1,900.00	000100	10.5		1,850.00	017000	443.7
	1,900.00	008200	39.9		1,850.00	020800	10.0
	1,981.57	000100	77.9		1,856.58	017000	35.0
	1,982.00	000100	36.8		1,875.00	013400	107.4
	2,000.00	000100	102.5		1,900.00	000100	272.0
	2,000.00	024500	2.7		1,900.00	013400	42.6
	2,047.00	000100	16.1		1,900.00	017200	302.3
	2,100.00	000100	11.5		1,915.62	000100	18.7
	2,100.00	013100	2.1		1,925.00	017000	50.3
	2,132.00	000100	2.2		1,948.52	000100	71.5
	2,183.50	021000	17.3		1,950.00	000100	275.2
	2,200.00	000100	38.1		1,954.07	013800	13.9
	2,250.00	021500	4.6		1,957.00	000100	143.5
	2,500.00	000100	4.7		1,957.00	017000	101.9
	2,600.00	000100	4.0		1,988.64	000100	10.4
	2,850.00	009300	2.7		2,000.00	000100	357.5
	3,275.00	002000	1.4		2,000.00	015700	110.9
Wtd. Avg. Base & Total Tons	1,952.36		563.2		2,000.00	017000	55.2
					2,000.00	017200	29.1
					2,000.00	017400	3.5

**TABLE 8: BASE PRICE PAID TO GROWERS FOR GRAPES CRUSHED AND DELIVERED TO CALIFORNIA PROCESSORS FROM THE 2024 CROP WITH BRIX FACTORS AND PURCHASED TONNAGE, BY TYPE, VARIETY, REPORTING DISTRICT WHERE GROWN, AND WEIGHTED AVERAGE BASE PRICE**

District, Type, and Variety	Base Price	Brix	Tons	District, Type, and Variety	Base Price	Brix	Tons
	Per Ton	Factors			Per Ton	Factors	
	Dollars	Code <sup>1</sup>			Dollars	Code <sup>1</sup>	
<b>DISTRICT 3 (Cont'd)</b>							
Sauvignon Blanc * (Cont'd)	2,000.00	022800	21.4		2,646.00	015700	0.9
	2,020.00	000100	31.3		2,648.00	000100	65.5
	2,034.23	000100	7.9		2,648.48	000100	22.5
	2,047.50	000100	43.4		2,650.00	000100	51.6
	2,047.50	017000	305.7		2,675.00	000100	9.1
	2,048.58	000100	32.3		2,700.00	000100	73.9
	2,048.58	013600	1.1		2,704.00	000100	2.6
	2,049.58	000100	25.0		2,750.00	000100	13.9
	2,050.00	001800	63.3		2,750.00	011300	1.9
	2,050.00	017000	23.8		2,781.00	013600	1.3
	2,051.07	000100	296.4		2,800.00	000100	20.9
	2,054.22	000100	1,747.4		2,800.00	017200	28.1
	2,056.20	000100	10.0		2,864.00	000100	7.1
	2,056.24	000100	326.4		2,900.00	015500	3.0
	2,094.00	000100	2.6		2,912.00	017400	2.5
	2,100.00	000100	395.4		2,950.00	000100	45.2
	2,100.00	015700	9.5		2,950.00	011300	4.4
	2,100.00	017200	165.1		2,950.00	020800	12.0
	2,121.00	000100	5.0		3,000.00	000100	94.8
	2,121.41	017200	5.1		3,000.00	012600	2.1
	2,122.00	000100	50.9		3,000.00	013600	1.1
	2,150.00	000100	53.2		3,000.00	019300	5.4
	2,150.00	010700	3.1		3,000.00	022800	7.3
	2,156.93	013200	2.2		3,100.00	000100	3.4
	2,156.93	013400	3.0		3,100.00	008000	2.4
	2,159.05	000100	51.0		3,100.00	015500	2.7
	2,171.50	001900	79.8		3,100.00	017000	27.5
	2,200.00	000100	153.5		3,150.00	000100	9.5
	2,200.00	001800	165.7		3,150.00	013400	25.2
	2,200.00	013400	28.6		3,182.70	000100	11.1
	2,200.00	015300	5.2		3,183.00	000100	22.8
	2,200.00	017200	75.7		3,200.00	000100	3.7
	2,230.00	001900	51.5		3,250.00	000100	4.5
	2,250.00	000100	108.1		3,344.02	000100	3.7
	2,250.00	002200	25.5		3,400.00	000100	6.3
	2,253.00	000100	66.7		3,478.54	000100	10.0
	2,300.00	000100	20.0		3,500.00	000100	76.0
	2,300.00	001800	69.5		3,500.00	016800	3.8
	2,300.00	001900	154.1		3,500.00	017200	3.1
	2,300.00	010900	2.5		4,000.00	000100	10.1
	2,300.00	011100	8.0		4,250.00	000100	5.1
	2,300.00	013400	1.9		4,329.00	000100	13.2
	2,300.00	017000	55.3		4,500.00	000100	10.3
	2,306.37	000100	27.2		4,852.61	000100	12.7
	2,350.00	000100	63.3		6,864.61	000100	3.1
	2,350.00	011100	2.9		7,173.50	000100	1.5
	2,350.00	013600	4.8	Wtd. Avg. Base & Total Tons	2,024.54		11,562.4
	2,375.00	000100	19.7	Sauvignon Gris	1,982.97	000100	26.3
	2,400.00	000100	65.9		2,600.00	000100	1.1
	2,400.00	001800	96.9		2,650.00	000100	4.6
	2,400.00	014000	18.8		3,000.00	000100	5.9
	2,400.00	017200	4.2	Wtd. Avg. Base & Total Tons	2,240.16		37.9
	2,400.00	017400	4.2	Sauvignon Vert *	2,402.22	000100	7.6
	2,415.51	000100	190.5	Wtd. Avg. Base & Total Tons	2,402.22		7.6
	2,418.44	000100	17.9	Semillon	1,684.70	000100	22.8
	2,450.00	017200	34.0		2,000.00	000100	8.4
	2,459.54	000100	44.2		2,300.00	000100	1.2
	2,464.00	000100	29.3		2,500.00	000100	6.8
	2,468.00	000100	9.2		2,500.00	017400	1.4
	2,500.00	000100	144.2		2,650.00	000100	11.7
	2,500.00	009500	2.8		2,650.00	028400	0.9
	2,500.00	013600	2.0		2,781.00	000100	0.8
	2,500.00	017000	48.0		2,800.00	017000	1.1
	2,500.00	020800	3.6		2,823.00	000100	3.1
	2,500.00	021200	9.4		2,823.00	008100	67.2
	2,500.00	043665	4.0		2,851.00	000100	3.0
	2,545.14	000100	60.6		2,856.81	000100	61.1
	2,550.00	000100	28.2		2,944.14	000100	0.5
	2,567.78	000100	52.3		2,945.00	000100	15.2
	2,570.30	000100	5.6		3,000.00	000100	8.3
	2,600.00	000100	38.5		3,000.00	019300	0.6
	2,600.00	011400	5.6		3,105.77	000100	12.0
	2,625.00	000100	2.3				
	2,646.00	000100	51.9				

**TABLE 8: BASE PRICE PAID TO GROWERS FOR GRAPES CRUSHED AND DELIVERED TO CALIFORNIA PROCESSORS  
FROM THE 2024 CROP WITH WINE FACTORS AND PURCHASED TONNAGE, BY TYPE, VARIETY, REPORTING DISTRICT  
WHERE GROWN, AND WEIGHTED AVERAGE BASE PRICE**

District, Type, and Variety	Base Price	Brix	Tons	District, Type, and Variety	Base Price	Brix	Tons
	Per Ton	Factors			Per Ton	Factors	
	Dollars	Code <sup>1</sup>			Dollars	Code <sup>1</sup>	
<b>DISTRICT 3 (Cont'd)</b>					3,399.00	000100	4.0
Semillon (Cont'd)	3,182.70	000100	2.3		3,400.00	000100	10.0
	3,500.00	022800	3.0		3,500.00	000100	36.5
	4,000.00	000100	2.2		3,500.00	013600	0.2
	4,000.00	013100	2.1		3,506.38	000100	4.1
	4,346.00	013600	1.8		3,600.00	021000	1.3
	4,400.00	000100	2.8		3,800.00	024500	1.8
	4,500.00	000100	2.1		3,882.92	000100	3.0
	4,900.00	000100	0.7		3,900.00	000100	8.4
	4,989.69	000100	4.2		3,906.41	000100	4.1
	5,000.00	000100	1.4		4,000.00	000100	3.1
	5,000.00	013400	0.8		4,100.00	000100	1.2
Wtd. Avg. Base & Total Tons	2,841.41		249.5		4,158.97	000100	3.8
					5,000.00	011300	2.1
Symphony	1,500.00	000100	0.4		5,470.57	000100	1.8
Wtd. Avg. Base & Total Tons	1,500.00		0.4		7,592.88	000100	2.4
				Wtd. Avg. Base & Total Tons	3,235.68		287.6
Tocai Friulano	3,100.00	008000	5.2	White Riesling *	2,622.50	000100	2.6
	3,275.00	002000	2.5		2,700.00	000100	3.0
Wtd. Avg. Base & Total Tons	3,156.82		7.7		2,800.00	000100	2.2
					2,800.00	008100	4.3
Verdejo	1,950.00	000100	0.9		3,000.00	000100	7.8
Wtd. Avg. Base & Total Tons	1,950.00		0.9		3,004.00	000100	0.3
					3,375.00	000100	20.0
Verdelho	2,000.00	014400	1.2		4,000.00	000100	9.4
Wtd. Avg. Base & Total Tons	2,000.00		1.2		4,250.00	000100	3.3
					6,000.00	008303	0.5
Vermentino *	943.00	000100	5.1	Wtd. Avg. Base & Total Tons	3,362.26		53.4
	1,250.00	000100	1.0				
	1,800.00	024500	1.1	Other White Wine <sup>2</sup>	2,051.07	000100	7.0
	2,000.00	000100	5.5		2,300.00	000100	5.3
	2,000.00	014400	1.4		2,400.00	016645	1.1
	2,250.00	000100	7.9		2,500.00	000100	1.5
	2,300.00	000100	28.3		2,600.00	000100	0.9
	2,475.00	000100	3.3		2,800.00	000100	7.2
	2,500.00	000100	6.6		3,000.00	000100	4.3
	2,622.00	000100	5.0		3,025.00	002000	2.0
	2,622.54	000100	6.1		4,000.00	000100	5.6
	2,704.00	012300	1.5		4,250.00	000100	3.5
	2,800.00	000100	1.2	Wtd. Avg. Base & Total Tons	2,907.88		38.4
	3,200.00	000100	16.2				
Wtd. Avg. Base & Total Tons	2,413.92		90.2	<b>Wine Grapes (Red)</b>			
				Aglianico	400.00	017400	1.1
Vernaccia	2,000.00	014400	1.5		2,000.00	024300	0.4
Wtd. Avg. Base & Total Tons	2,000.00		1.5		3,000.00	000100	1.6
					3,270.18	000100	2.0
Viognier	1,600.00	000100	3.3	Wtd. Avg. Base & Total Tons	4,200.00	000100	3.1
	1,800.00	017200	4.0		3,122.00		8.2
	1,800.00	027800	2.0	Aleatico	1,800.00	000100	0.9
	2,000.00	031510	0.8		3,150.00	023100	14.5
	2,200.00	000100	1.9	Wtd. Avg. Base & Total Tons	3,071.10		15.4
	2,450.00	000100	2.1				
	2,500.00	000100	9.5	Alicante Bouschet *	2,400.00	067952	1.3
	2,500.00	011100	1.9		2,750.00	000100	2.0
	2,500.00	013100	1.5		3,000.00	000100	0.5
	2,525.00	000100	3.6		3,100.00	000100	5.7
	2,532.38	000100	1.1		3,350.00	000100	6.1
	2,600.00	000100	0.2		3,400.00	000100	6.1
	2,880.90	000100	3.2		3,500.00	000100	1.5
	2,900.00	000100	2.6		3,600.00	000100	37.6
	2,986.00	000100	6.9		3,700.00	000100	5.7
	3,000.00	000100	27.0		3,800.00	000100	27.4
	3,000.00	019300	2.2		4,000.00	000100	0.6
	3,087.00	000100	12.4		4,692.00	000100	1.0
	3,089.57	000100	5.9		10,891.00	000100	2.4
	3,090.00	000100	19.9	Wtd. Avg. Base & Total Tons	3,759.09		97.9
	3,100.00	013600	3.8				
	3,100.00	022600	2.3	Barbera	943.00	000100	5.1
	3,125.13	000100	16.4		1,750.00	000100	5.0
	3,150.00	017600	14.6		2,000.00	024500	0.7
	3,200.00	000100	8.5		2,200.00	000100	7.3
	3,229.00	000100	19.8		3,100.00	000100	4.9
	3,250.00	000100	8.2		3,200.00	000100	5.5
	3,300.00	000100	2.9				
	3,398.53	025100	11.3				

**TABLE 8: BASE PRICE PAID TO GROWERS FOR GRAPES CRUSHED AND DELIVERED TO CALIFORNIA PROCESSORS FROM THE 2024 CROP WITH BRIX FACTORS AND PURCHASED TONNAGE, BY TYPE, VARIETY, REPORTING DISTRICT WHERE GROWN, AND WEIGHTED AVERAGE BASE PRICE**

District, Type, and Variety	Base Price	Brix	Tons	District, Type, and Variety	Base Price	Brix	Tons
	Per Ton	Factors			Per Ton	Factors	
	Dollars	Code <sup>1</sup>			Dollars	Code <sup>1</sup>	
<b>DISTRICT 3 (Cont'd)</b>					5,500.00	000100	0.9
Barbera (Cont'd)	3,297.00	000100	2.4		5,500.00	014000	1.6
	3,399.28	000100	4.3		5,500.00	017600	2.1
	3,437.39	000100	8.6		5,700.00	000100	3.0
	3,500.00	000100	3.0		6,000.00	000100	12.7
	3,550.00	023100	8.6		6,000.00	025100	6.3
	3,623.00	025300	5.2		6,200.00	000100	6.1
	3,700.00	023100	10.4		6,300.00	000100	0.8
	3,749.20	000100	5.3		6,500.00	000100	2.8
	4,000.00	000100	21.9		6,800.00	000100	1.6
Wtd. Avg. Base & Total Tons	3,276.18		98.2		6,837.55	000100	3.8
					6,863.76	000100	10.2
Cabernet Franc	400.00	000100	8.3		7,000.00	000100	5.4
	800.00	000100	1.7		7,166.25	000100	7.3
	1,000.00	000100	4.1		7,500.00	000100	1.3
	1,000.00	021800	2.2		7,977.11	000100	3.0
	1,400.00	000100	5.1		10,000.00	000100	8.3
	1,500.00	000100	0.1		10,500.00	002600	11.1
	1,800.00	000100	1.9		12,000.00	000100	1.6
	2,000.00	024500	2.5		12,083.19	000100	24.6
	2,000.00	024600	1.3	Wtd. Avg. Base & Total Tons	4,580.70		626.1
	2,000.00	027600	1.2				
	2,200.00	000100	0.4	Cabernet Sauvignon	400.00	000100	10.0
	2,250.00	000100	10.4		400.00	025100	1.2
	2,500.00	000100	10.6		432.46	025100	2.9
	2,500.00	014000	2.6		500.00	000100	36.4
	2,600.00	000100	12.5		500.00	024500	34.5
	2,700.00	000100	1.3		500.00	027110	245.6
	2,900.00	000100	20.4		575.00	000100	20.3
	3,000.00	000100	23.2		590.00	000100	1.3
	3,026.07	000100	13.9		600.00	000100	29.5
	3,100.00	000100	6.9		647.71	000100	6.2
	3,200.00	000100	15.1		650.00	000100	66.1
	3,200.00	014400	3.3		800.00	000100	26.3
	3,200.00	021500	3.6		800.00	028000	8.7
	3,248.00	000100	12.0		943.00	000100	9.6
	3,350.00	000100	0.9		1,000.00	000100	3,232.9
	3,383.03	000100	3.1		1,000.00	021500	13.9
	3,400.00	000100	2.2		1,200.00	000100	240.6
	3,500.00	000100	5.0		1,200.00	014400	3.7
	3,506.52	000100	3.5		1,400.00	000100	160.7
	3,610.00	000100	39.9		1,500.00	000100	144.5
	3,700.00	000100	5.5		1,500.00	021500	11.3
	3,700.00	023100	4.5		1,600.00	000100	211.6
	3,750.00	000100	10.4		1,700.00	021800	2.8
	3,800.00	000100	4.9		1,878.11	000100	53.0
	3,900.00	000100	6.1		1,879.80	000100	1.3
	4,000.00	000100	62.4		2,000.00	000100	58.9
	4,000.00	017400	1.0		2,000.00	025100	264.5
	4,000.00	021000	8.0		2,000.00	027800	7.7
	4,000.00	022900	2.5		2,150.00	000100	4.0
	4,000.00	023100	11.7		2,171.17	000100	125.4
	4,000.00	024800	11.3		2,200.00	000100	49.0
	4,034.00	021200	2.4		2,200.00	014400	1.4
	4,100.00	000100	6.8		2,200.00	024800	66.4
	4,200.00	000100	3.7		2,250.00	000100	299.3
	4,200.00	011300	4.8		2,286.44	000100	216.3
	4,360.00	000100	1.1		2,300.00	000100	16.2
	4,400.00	000100	1.0		2,300.00	024800	179.7
	4,432.12	000100	8.5		2,350.00	000100	6.5
	4,449.34	000100	2.9		2,400.00	000100	675.1
	4,493.00	013600	0.1		2,400.00	024800	253.5
	4,500.00	000100	11.4		2,433.98	000100	6.7
	4,500.00	017400	1.5		2,450.00	024800	605.9
	4,575.84	000100	29.9		2,467.50	000100	10.6
	4,588.24	000100	4.8		2,480.00	000100	2.2
	4,800.00	027600	3.9		2,483.40	000100	70.5
	4,875.00	000100	9.5		2,500.00	000100	473.2
	4,979.45	000100	7.3		2,500.00	002600	22.6
	4,981.08	000100	20.9		2,500.00	020800	4.0
	5,000.00	000100	34.1		2,500.00	021200	6.4
	5,000.00	013600	0.1		2,500.00	024500	24.0
	5,100.00	000100	3.1		2,518.00	000100	0.8
	5,300.00	024500	3.7		2,550.00	000100	21.3
	5,459.71	000100	2.6		2,575.00	000100	68.7

**TABLE 8: BASE PRICE PAID TO GROWERS FOR GRAPES CRUSHED AND DELIVERED TO CALIFORNIA PROCESSORS FROM THE 2024 CROP WITH BRIX FACTORS AND PURCHASED TONNAGE, BY TYPE, VARIETY, REPORTING DISTRICT WHERE GROWN, AND WEIGHTED AVERAGE BASE PRICE**

District, Type, and Variety	Base Price	Brix	Tons	District, Type, and Variety	Base Price	Brix	Tons
	Per Ton	Factors			Per Ton	Factors	
	Dollars	Code <sup>1</sup>			Dollars	Code <sup>1</sup>	
<b>DISTRICT 3 (Cont'd)</b>					3,248.00	000100	25.0
Cabernet Sauvignon (Cont'd)	2,600.00	000100	164.6		3,250.00	000100	144.6
	2,600.00	002600	16.4		3,258.64	000100	107.4
	2,600.00	024500	45.4		3,270.00	000100	24.4
	2,600.00	024800	247.1		3,294.00	000100	33.0
	2,600.00	025100	64.6		3,300.00	000100	9.5
	2,609.98	000100	24.6		3,360.00	000100	132.7
	2,611.64	000100	99.2		3,367.58	000100	44.9
	2,628.10	024800	84.8		3,369.34	000100	20.3
	2,645.00	000100	290.5		3,385.82	000100	42.5
	2,650.00	024800	370.2		3,388.64	000100	67.3
	2,656.01	024800	196.5		3,393.15	000100	20.8
	2,700.00	000100	26.3		3,400.00	000100	110.3
	2,700.00	024800	170.9		3,400.00	022800	7.2
	2,708.61	024500	52.7		3,400.00	024500	144.0
	2,723.18	000100	1.9		3,401.26	000100	16.0
	2,750.00	000100	153.0		3,428.44	000100	57.6
	2,750.00	024800	42.5		3,433.32	000100	146.7
	2,755.00	000100	138.5		3,473.00	000100	75.1
	2,769.86	000100	201.8		3,499.28	000100	34.2
	2,782.40	000100	107.8		3,500.00	000100	124.4
	2,800.00	000100	549.1		3,500.00	013600	52.5
	2,813.77	000100	111.6		3,500.00	013800	4.1
	2,845.74	066325	20.0		3,500.00	020460	0.7
	2,845.74	070535	27.2		3,500.00	020800	3.0
	2,845.74	070647	85.8		3,500.00	025300	1.8
	2,850.00	000100	161.9		3,517.50	000100	267.4
	2,850.69	000100	72.3		3,532.97	000100	280.1
	2,868.00	000100	1.6		3,550.00	000100	50.7
	2,869.00	021500	10.4		3,600.00	000100	60.0
	2,885.52	000100	20.8		3,600.00	003200	8.3
	2,892.75	000100	68.3		3,608.11	000100	74.8
	2,897.18	000100	13.4		3,628.82	000100	37.6
	2,897.20	000100	9.9		3,641.40	000100	4.7
	2,900.00	000100	562.2		3,654.65	002300	10.6
	2,928.84	000100	143.4		3,667.58	000100	17.3
	2,944.14	000100	708.6		3,672.97	000100	14.4
	2,944.14	024500	16.5		3,673.73	000100	154.7
	2,945.00	000100	31.7		3,675.00	000100	22.9
	2,950.00	000100	188.3		3,681.04	000100	27.9
	2,950.00	017200	5.4		3,700.00	000100	43.9
	2,969.85	000100	139.1		3,700.00	003200	8.1
	2,970.10	000100	17.0		3,711.26	000100	25.4
	2,980.00	000100	87.2		3,749.20	000100	3.2
	2,989.00	000100	18.4		3,750.00	000100	2.4
	3,000.00	000100	582.1		3,787.00	000100	20.4
	3,000.00	011400	0.9		3,793.97	000100	12.6
	3,000.00	020460	1.3		3,800.00	000100	60.9
	3,000.00	020900	3.6		3,811.25	000100	54.0
	3,000.00	021200	28.2		3,826.80	000100	45.5
	3,000.00	025000	64.3		3,858.75	000100	5.0
	3,017.28	024500	9.3		3,872.29	000100	46.2
	3,034.05	000100	47.9		3,885.00	000100	87.6
	3,040.00	000100	38.5		3,900.00	000100	15.1
	3,050.00	000100	40.3		3,900.00	024800	24.9
	3,050.00	024500	75.2		3,900.39	000100	40.3
	3,058.30	000100	42.9		3,930.00	024500	4.6
	3,058.38	000100	1,125.0		3,974.59	000100	110.6
	3,061.44	020800	45.2		3,987.79	000100	22.2
	3,063.00	000100	2.8		4,000.00	000100	283.2
	3,070.57	000100	30.0		4,000.00	017400	7.1
	3,075.28	000100	17.9		4,000.00	022900	34.7
	3,092.25	000100	81.2		4,000.00	024500	3.8
	3,100.00	017400	3.1		4,005.06	000100	15.8
	3,150.00	000100	33.4		4,070.00	022900	8.4
	3,165.00	000100	18.3		4,086.16	000100	11.3
	3,170.82	000100	98.6		4,117.00	067981	7.2
	3,183.62	000100	146.3		4,132.94	000100	380.0
	3,200.00	000100	508.8		4,134.88	000100	48.9
	3,200.00	013600	0.1		4,147.00	017800	19.2
	3,200.00	014400	5.7		4,161.60	000100	15.1
	3,208.89	000100	194.9		4,200.00	000100	56.0
	3,221.72	000100	58.8		4,200.00	014100	1.8
	3,222.00	000100	442.0		4,200.00	021600	8.2
	3,238.55	024500	241.6		4,200.00	024300	1.4

**TABLE 8: BASE PRICE PAID TO GROWERS FOR GRAPES CRUSHED AND DELIVERED TO CALIFORNIA PROCESSORS FROM THE 2024 CROP WITH BRIX FACTORS AND PURCHASED TONNAGE, BY TYPE, VARIETY, REPORTING DISTRICT WHERE GROWN, AND WEIGHTED AVERAGE BASE PRICE**

District, Type, and Variety	Base Price	Brix	Tons	District, Type, and Variety	Base Price	Brix	Tons
	Per Ton	Factors			Per Ton	Factors	
	Dollars	Code <sup>1</sup>			Dollars	Code <sup>1</sup>	
<b>DISTRICT 3 (Cont'd)</b>							
Cabernet Sauvignon (Cont'd)	4,200.00	027600	7.1		7,500.00	019625	3.1
	4,218.11	000100	12.4		7,700.00	000100	6.9
	4,232.94	000100	47.4		7,700.00	025100	4.8
	4,233.24	000100	44.4		7,862.99	000100	4.9
	4,243.60	000100	3.5		8,000.00	000100	38.5
	4,250.00	000100	7.6		8,100.00	000100	1.9
	4,267.78	000100	14.8		8,500.00	000100	15.3
	4,274.07	000100	36.2		8,500.00	013600	1.0
	4,412.79	000100	16.9		8,500.00	013800	3.1
	4,413.00	000100	23.6		8,500.00	025100	10.0
	4,441.06	000100	19.1		8,600.00	000100	15.1
	4,500.00	000100	440.6		9,000.00	000100	6.2
	4,500.00	013600	0.7		9,100.00	000100	3.0
	4,500.00	021000	0.9		9,199.86	000100	2.9
	4,500.00	024500	20.3		9,500.00	000100	5.0
	4,587.57	000100	49.5		10,000.00	000100	58.7
	4,592.91	000100	6.1		10,000.00	013600	6.5
	4,600.00	000100	1.8		10,000.00	017200	5.2
	4,635.00	000100	60.7		10,000.00	025100	4.3
	4,700.00	000100	17.8		10,250.00	025100	14.5
	4,745.88	000100	27.7		10,468.13	000100	72.3
	4,758.28	000100	16.5		10,500.00	002600	15.7
	4,774.05	000100	18.0		13,000.00	000100	5.0
	4,800.00	000100	4.3		15,000.00	000100	4.3
	4,959.00	000100	2.2		18,190.00	000100	1.2
	5,000.00	000100	181.0	Wtd. Avg. Base & Total Tons	2,916.65		24,217.1
	5,000.00	003100	5.0				
	5,000.00	013600	8.9	Carignane	943.00	000100	10.6
	5,000.00	021200	1.1		1,800.00	000100	8.7
	5,152.25	000100	62.0		1,900.00	000100	14.8
	5,201.00	025100	34.0		2,100.00	000100	11.9
	5,250.00	000100	32.8		2,200.00	026800	3.6
	5,304.50	000100	14.8		2,400.00	000100	0.3
	5,398.27	000100	18.7		2,500.00	000100	21.2
	5,463.00	000100	7.4		2,600.00	000100	3.1
	5,500.00	000100	35.1		2,700.00	000100	22.7
	5,500.00	017400	2.6		2,726.00	000100	10.1
	5,500.00	020600	2.6		2,750.00	000100	1.9
	5,500.00	025100	20.8		2,800.00	000100	18.4
	5,600.00	000100	3.4		2,800.00	014400	1.8
	5,700.00	025100	22.3		2,900.00	000100	0.8
	5,750.00	000100	6.9		3,000.00	000100	8.1
	6,000.00	000100	66.4		3,000.00	014400	3.1
	6,000.00	017400	2.8		3,044.75	000100	4.7
	6,000.00	027560	5.8		3,150.00	000100	17.5
	6,100.00	000100	355.9		3,200.00	000100	0.5
	6,164.86	000100	15.1		3,350.00	027100	10.6
	6,181.14	000100	21.6		3,450.00	000100	2.4
	6,200.00	000100	7.0		3,500.00	000100	1.7
	6,300.00	000100	4.8		3,900.00	000100	4.5
	6,365.40	000100	4.9		4,000.00	000100	0.6
	6,365.40	000100	58.3		4,100.00	000100	5.4
	6,365.40	021200	5.1		4,500.00	000100	0.4
	6,365.40	023400	22.2		4,650.00	000100	0.4
	6,500.00	000100	122.0		5,000.00	000100	4.4
	6,624.56	000100	2.6	Wtd. Avg. Base & Total Tons	10,891.00	000100	4.7
	6,650.00	025100	12.1		2,889.42		198.9
	6,700.00	000100	5.2	Carmenere	2,767.39	000100	6.4
	6,700.00	020600	4.7		3,500.00	000100	1.3
	6,798.00	000100	2.0	Wtd. Avg. Base & Total Tons	2,891.08		7.7
	6,800.00	000100	18.5				
	6,800.00	025100	2.0	Cinsaut *	2,800.00	000100	1.1
	6,875.00	000100	5.1		3,012.84	000100	2.6
	6,900.00	000100	3.3		4,100.00	000100	2.9
	6,900.00	014100	1.1		4,300.00	000100	0.5
	7,000.00	000100	38.4	Wtd. Avg. Base & Total Tons	3,514.56		7.1
	7,000.00	017800	3.0				
	7,000.00	029780	1.0	Counoise	235.00	000100	0.5
	7,100.00	000100	2.5		1,800.00	024300	0.5
	7,200.00	000100	9.3		2,613.79	000100	0.8
	7,300.00	000100	20.3		4,300.00	000100	0.9
	7,474.86	000100	6.8	Wtd. Avg. Base & Total Tons	2,584.64		2.7
	7,500.00	000100	26.9				
	7,500.00	013600	1.8				

**TABLE 8: BASE PRICE PAID TO GROWERS FOR GRAPES CRUSHED AND DELIVERED TO CALIFORNIA PROCESSORS FROM THE 2024 CROP WITH BRUX FACTORS AND PURCHASED TONNAGE, BY TYPE, VARIETY, REPORTING DISTRICT WHERE GROWN, AND WEIGHTED AVERAGE BASE PRICE**

District, Type, and Variety	Base Price	Brix	Tons	District, Type, and Variety	Base Price	Brix	Tons
	Per Ton	Factors			Per Ton	Factors	
	Dollars	Code <sup>1</sup>			Dollars	Code <sup>1</sup>	
<b>DISTRICT 3 (Cont'd)</b>					4,000.00	017400	2.2
Dolcetto	500.00	000100	5.0		4,000.00	024300	0.9
	1,800.00	024500	1.5		4,080.00	000100	2.7
	2,600.00	000100	1.1		4,100.00	021500	2.4
	2,800.00	000100	0.6		4,200.00	000100	6.4
	2,832.00	000100	3.5		4,200.00	020800	3.0
	3,500.00	000100	4.2		4,250.00	013600	6.0
Wtd. Avg. Base & Total Tons	2,160.50		15.9		4,300.00	000100	1.9
					4,350.00	000100	8.4
Graciano	1,500.00	000100	1.2		4,500.00	000100	12.6
Wtd. Avg. Base & Total Tons	1,500.00		1.2		4,500.00	013600	3.0
					4,500.00	024800	3.7
Grenache *	250.00	000100	3.3		4,500.00	028100	12.3
	500.00	000100	3.0		4,600.00	000100	21.0
	989.25	000100	2.0		4,635.00	000100	2.9
	1,000.00	000100	1.7		4,650.00	000100	4.0
	1,500.00	000100	8.2		4,750.00	000100	0.3
	1,500.00	017200	3.0		5,000.00	000100	2.6
	1,500.00	043665	1.0		5,000.00	013600	4.9
	1,750.00	000100	7.1		5,300.00	000100	20.0
	1,800.00	014400	1.5		5,300.00	013600	3.2
	1,801.29	000100	41.8		5,500.00	000100	8.8
	1,900.00	000100	23.3		6,000.00	000100	1.7
	2,000.00	024500	7.6		6,087.75	000100	3.4
	2,000.00	027800	2.2		6,160.00	000100	0.6
	2,048.58	000100	1.9		7,500.00	013600	2.5
	2,100.00	000100	50.2		8,653.41	000100	11.2
	2,200.00	000100	6.2		9,000.00	000100	1.8
	2,200.00	012175	5.3		18,180.00	000100	2.0
	2,300.00	000100	3.3	Wtd. Avg. Base & Total Tons	3,279.28		671.0
	2,327.00	000100	4.4				
	2,334.66	000100	25.0	Malbec	800.00	000100	0.5
	2,400.00	000100	4.0		1,000.00	000100	1.2
	2,500.00	000100	9.3		1,500.00	025100	1.1
	2,500.00	010900	0.6		1,800.00	000100	6.9
	2,500.00	017800	1.0		1,800.00	027800	1.9
	2,664.14	000100	2.6		2,000.00	000100	29.2
	2,685.00	000100	7.9		2,250.00	000100	16.1
	2,700.00	000100	32.2		2,266.00	000100	10.1
	2,728.38	000100	11.6		2,500.00	000100	31.1
	2,750.00	017200	2.9		2,645.00	000100	45.5
	2,750.00	025100	2.0		2,700.00	000100	3.3
	2,800.00	000100	0.5		2,800.00	000100	71.9
	2,800.00	014400	0.5		2,800.00	023100	9.6
	2,900.00	000100	2.9		2,850.00	000100	22.8
	2,950.00	000100	3.0		2,900.00	000100	15.3
	3,000.00	000100	23.2		2,954.00	000100	1.7
	3,000.00	020600	6.2		2,992.50	000100	9.5
	3,100.00	021000	2.0		3,000.00	000100	25.5
	3,100.00	023100	10.3		3,000.00	014400	1.4
	3,166.00	021000	1.0		3,000.00	020800	0.5
	3,166.04	000100	15.1		3,075.00	000100	10.3
	3,166.04	017200	2.3		3,100.00	000100	3.2
	3,167.00	000100	3.5		3,187.00	000100	4.7
	3,200.00	000100	20.6		3,200.00	000100	14.4
	3,224.93	000100	6.0		3,233.50	000100	4.6
	3,234.50	000100	12.6		3,234.00	021200	2.2
	3,235.00	000100	2.1		3,294.24	000100	4.3
	3,250.00	000100	15.0		3,343.00	000100	1.9
	3,250.00	013400	2.0		3,382.38	000100	228.3
	3,294.00	017600	2.8		3,450.00	000100	2.0
	3,300.00	000100	22.2		3,500.00	000100	18.5
	3,331.00	000100	28.2		3,500.97	000100	12.3
	3,500.00	000100	25.9		3,540.13	000100	16.6
	3,500.00	020800	0.7		3,548.18	000100	4.2
	3,500.00	021000	1.0		3,600.00	000100	73.6
	3,600.00	000100	3.7		3,605.00	000100	3.0
	3,750.00	000100	1.6		3,739.00	000100	0.3
	3,750.00	013600	6.5		3,800.00	000100	2.4
	3,800.00	000100	4.7		3,950.00	000100	1.5
	3,800.00	027600	4.6		4,000.00	000100	46.4
	4,000.00	000100	3.9		4,000.00	013600	0.2
	4,000.00	011300	1.3		4,000.00	022900	6.8
	4,000.00	011400	1.3		4,149.33	000100	2.2
	4,000.00	013600	1.3		4,152.19	014100	2.6

**TABLE 8: BASE PRICE PAID TO GROWERS FOR GRAPES CRUSHED AND DELIVERED TO CALIFORNIA PROCESSORS FROM THE 2024 CROP WITH WINE FACTORS AND PURCHASED TONNAGE, BY TYPE, VARIETY, REPORTING DISTRICT WHERE GROWN, AND WEIGHTED AVERAGE BASE PRICE**

District, Type, and Variety	Base Price	Brix	Tons	District, Type, and Variety	Base Price	Brix	Tons
	Per Ton	Factors			Per Ton	Factors	
	Dollars	Code <sup>1</sup>			Dollars	Code <sup>1</sup>	
<b>DISTRICT 3 (Cont'd)</b>					2,415.00	000100	50.5
Malbec (Cont'd)	4,224.03	000100	11.6		2,426.68	000100	2.8
	4,227.98	000100	14.1		2,451.75	000100	22.5
	4,300.00	000100	2.0		2,500.00	000100	28.1
	4,500.00	000100	23.8		2,500.00	024500	11.6
	4,800.00	000100	4.2		2,501.13	000100	28.7
	4,868.02	000100	18.6		2,550.00	000100	2.0
	5,000.00	000100	12.4		2,600.00	000100	31.3
	5,073.57	000100	4.7		2,600.00	024800	13.6
	6,700.00	000100	10.7		2,625.00	000100	1.5
	6,800.00	000100	3.3		2,675.00	000100	141.4
	9,900.00	025100	1.1		2,675.00	027100	112.1
	10,000.00	000100	2.2		2,700.00	000100	25.0
Wtd. Avg. Base & Total Tons	3,380.55		880.3		2,706.00	000100	15.0
					2,736.69	000100	6.6
Merlot	400.00	025100	1.1		2,740.00	000100	5.6
	500.00	000100	28.2		2,750.00	000100	1.0
	600.00	000100	1.8		2,800.00	000100	3.3
	800.00	000100	28.9		2,800.00	003200	6.9
	1,000.00	000100	10.1		2,813.00	000100	4.6
	1,200.00	000100	103.9		2,867.89	000100	36.3
	1,300.00	000100	166.8		2,900.00	003200	6.4
	1,400.00	000100	16.0		2,985.10	000100	31.7
	1,500.00	000100	11.4		3,000.00	000100	11.0
	1,600.00	000100	100.7		3,000.00	014400	4.1
	1,650.00	000100	71.7		3,088.50	000100	36.1
	1,700.00	025100	178.2		3,100.00	013400	3.1
	1,750.00	000100	14.5		3,200.00	000100	4.5
	1,800.00	000100	13.6		3,255.00	000100	2.1
	1,800.00	024500	15.9		3,300.00	022900	5.6
	1,800.00	024800	130.4		3,308.60	000100	14.1
	1,800.00	027800	0.5		3,309.11	000100	22.6
	1,800.00	028000	3.0		3,400.00	000100	6.7
	1,845.74	000100	3.1		3,500.00	000100	4.1
	1,850.00	024800	52.8		3,500.00	003200	15.0
	1,875.59	000100	42.2		3,500.00	024300	1.0
	1,879.80	000100	10.0		3,749.20	000100	13.3
	1,890.00	000100	11.6		3,800.00	000100	6.4
	1,900.00	000100	200.4		3,829.90	000100	6.2
	1,900.00	016800	2.4		4,000.00	000100	17.0
	1,900.00	024800	145.9		4,100.00	000100	6.3
	1,900.00	025100	8.1		4,150.00	000100	2.9
	1,950.00	000100	115.4		4,659.18	001900	80.9
	2,000.00	000100	224.1		4,700.00	000100	2.9
	2,000.00	024300	2.1		5,000.00	000100	18.4
	2,000.00	024500	20.7		6,000.00	000100	6.8
	2,000.00	024800	288.8		6,063.00	000100	2.4
	2,033.47	066325	68.3		6,450.00	025100	1.3
	2,091.00	021200	2.8		7,000.00	000100	2.7
	2,094.75	000100	8.0		8,505.61	000100	12.0
	2,097.00	013600	0.7		10,000.00	000100	7.6
	2,097.98	024800	64.0	Wtd. Avg. Base & Total Tons	2,195.88		5,380.7
	2,100.00	000100	91.6				
	2,100.00	024800	364.8	Meunier *	1,075.00	000100	3.1
	2,104.21	024800	133.3		1,800.00	000100	27.5
	2,150.00	000100	5.5		2,150.00	000100	50.0
	2,151.25	000100	171.9		2,200.00	000100	9.9
	2,160.31	024800	46.3		2,300.00	000100	5.0
	2,188.00	000100	12.6		2,400.00	008390	10.4
	2,200.00	000100	225.4		3,000.06	000100	11.8
	2,200.00	013600	2.5		3,200.00	020800	2.0
	2,200.00	024800	223.5		3,600.00	000100	0.8
	2,205.73	000100	233.0		5,000.00	000100	3.1
	2,205.73	024800	241.5		5,400.00	009530	1.3
	2,246.63	000100	18.6		6,138.00	000100	2.0
	2,250.00	000100	156.2		6,276.00	000100	2.0
	2,263.19	024800	139.8	Wtd. Avg. Base & Total Tons	2,409.63		128.9
	2,279.00	000100	9.2				
	2,300.00	000100	96.5	Montepulciano	2,083.56	000100	9.2
	2,300.00	003200	41.7		2,200.00	024500	4.0
	2,300.00	017400	3.2		3,500.00	000100	1.0
	2,334.00	000100	1.9		5,000.00	000100	7.4
	2,357.00	000100	2.6	Wtd. Avg. Base & Total Tons	3,169.85		21.6
	2,400.00	000100	81.9				
	2,400.00	024500	3.5				

**TABLE 8: BASE PRICE PAID TO GROWERS FOR GRAPES CRUSHED AND DELIVERED TO CALIFORNIA PROCESSORS  
FROM THE 2024 CROP WITH BRIX FACTORS AND PURCHASED TONNAGE, BY TYPE, VARIETY, REPORTING DISTRICT  
WHERE GROWN, AND WEIGHTED AVERAGE BASE PRICE**

District, Type, and Variety	Base Price	Brix	Tons	District, Type, and Variety	Base Price	Brix	Tons
	Per Ton	Factors			Per Ton	Factors	
	Dollars	Code <sup>1</sup>			Dollars	Code <sup>1</sup>	
<b>DISTRICT 3 (Cont'd)</b>					2,800.00	022800	1.3
Mourvedre *	1,500.00	000100	1.9		2,900.00	000100	5.5
	1,500.00	043665	1.0		2,944.14	000100	9.0
	1,800.00	014400	0.5		3,000.00	000100	10.6
	2,334.66	000100	8.9		3,000.00	020800	0.5
	2,400.00	000100	0.3		3,040.00	000100	22.6
	2,500.00	000100	7.5		3,092.25	000100	4.1
	2,625.00	000100	8.4		3,100.00	000100	4.0
	2,700.00	000100	1.0		3,200.00	000100	8.8
	2,800.00	000100	1.1		3,200.00	014400	3.0
	2,900.00	000100	3.4		3,270.00	000100	9.3
	2,900.00	023100	5.1		3,300.00	000100	12.1
	3,100.00	013400	0.5		3,400.00	000100	2.3
	3,200.00	000100	3.0		3,400.48	000100	3.5
	3,200.00	024300	0.5		3,458.82	000100	13.4
	3,428.30	025300	4.0		3,500.00	000100	0.3
	3,500.00	000100	8.0		3,560.00	022900	3.7
	3,500.00	022800	1.1		3,600.00	000100	23.8
	3,554.00	000100	6.2		3,683.76	000100	1.2
	3,600.00	000100	3.0		3,700.00	000100	20.4
	3,644.00	000100	0.6		3,800.00	000100	4.1
	3,644.47	000100	2.2		3,800.00	025300	3.1
	3,700.00	000100	9.9		3,883.77	000100	36.7
	3,750.00	000100	0.6		3,889.00	000100	0.5
	3,809.32	000100	1.2		4,000.00	000100	17.2
	3,829.34	000100	6.0		4,042.00	000100	15.5
	4,000.00	000100	6.0		4,050.00	000100	14.5
	4,000.00	013600	3.9		4,349.69	021200	2.1
	4,009.00	000100	16.3		4,400.00	013600	0.1
	4,250.00	013600	1.8		4,400.00	022900	4.0
	4,300.00	000100	1.4		4,412.79	000100	2.9
	4,500.00	000100	5.3		4,500.00	000100	6.3
	4,500.00	013600	0.9		4,661.83	000100	28.3
	4,600.00	000100	2.8		4,800.93	000100	1.8
	5,000.00	000100	6.8		4,973.08	000100	3.4
	5,000.00	013600	0.5		5,000.00	000100	2.5
	5,300.00	000100	4.3		5,092.32	000100	15.5
	5,300.00	013600	2.1		5,500.00	014000	0.7
	7,500.00	013600	0.2		5,825.66	000100	2.3
	8,371.86	000100	3.6		5,900.00	000100	1.3
Wtd. Avg. Base & Total Tons	3,718.01		141.8		6,000.00	000100	3.2
					6,315.84	000100	1.0
Muscat Hamburg *	2,690.90	000100	6.2		6,800.00	000100	5.1
Wtd. Avg. Base & Total Tons	2,690.90		6.2		8,300.00	000100	8.1
					9,900.00	025100	1.6
Nebbiolo	2,000.00	024500	1.2		10,000.00	000100	0.4
	2,200.00	000100	0.5		12,068.94	000100	3.4
	2,500.00	024500	0.6	Wtd. Avg. Base & Total Tons	3,852.55		405.4
	3,000.00	000100	2.0				
	3,000.00	017200	0.3	Petite Sirah	300.00	000100	3.3
	3,806.70	000100	4.4		432.46	025100	0.6
	5,000.00	000100	0.7		943.00	000100	105.5
	5,200.00	000100	3.1		1,000.00	000100	13.0
	6,000.00	000100	1.9		1,200.00	000100	6.1
Wtd. Avg. Base & Total Tons	4,059.15		14.7		1,200.00	014400	0.8
					1,291.89	000100	7.4
Negroamaro	3,653.79	000100	2.7		1,500.00	000100	1.5
Wtd. Avg. Base & Total Tons	3,653.79		2.7		1,800.00	000100	3.2
					2,000.00	000100	23.8
Nero D'avola *	2,000.00	024800	0.2		2,000.00	027800	1.9
	2,746.00	000100	3.5		2,000.00	028000	1.4
	2,910.00	000100	2.3		2,150.00	000100	5.0
	3,000.00	000100	0.8		2,200.00	000100	14.4
Wtd. Avg. Base & Total Tons	2,809.41		6.8		2,250.00	000100	46.7
					2,300.00	025100	20.2
Petit Verdot	800.00	000100	0.9		2,300.00	027800	4.6
	1,800.00	000100	0.9		2,400.00	067952	1.0
	2,000.00	000100	2.0		2,500.00	000100	13.7
	2,000.00	020460	1.2		2,500.00	024800	10.0
	2,000.00	024500	7.9		2,550.00	000100	7.6
	2,000.00	027800	0.9		2,600.00	000100	50.5
	2,250.00	000100	12.9		2,650.00	000100	9.4
	2,500.00	000100	7.7		2,663.19	000100	31.6
	2,600.00	000100	10.3		2,700.00	000100	35.0
	2,600.00	024800	15.7		2,704.52	022900	6.2

**TABLE 8: BASE PRICE PAID TO GROWERS FOR GRAPES CRUSHED AND DELIVERED TO CALIFORNIA PROCESSORS FROM THE 2024 CROP WITH BRIX FACTORS AND PURCHASED TONNAGE, BY TYPE, VARIETY, REPORTING DISTRICT WHERE GROWN, AND WEIGHTED AVERAGE BASE PRICE**

District, Type, and Variety	Base Price	Brix	Tons	District, Type, and Variety	Base Price	Brix	Tons
	Per Ton	Factors			Per Ton	Factors	
	Dollars	Code <sup>1</sup>			Dollars	Code <sup>1</sup>	
<b>DISTRICT 3 (Cont'd)</b>					688.00	011100	5.2
Petite Sirah (Cont'd)	2,750.00	000100	8.3		700.00	000100	3.9
	2,750.00	022800	7.0		775.00	000100	16.1
	2,752.25	000100	2.4		800.00	000100	33.5
	2,800.00	000100	42.4		943.00	000100	166.2
	2,800.00	002600	6.1		1,000.00	000100	105.5
	2,800.00	014400	1.9		1,100.00	000100	3.9
	2,900.00	000100	5.1		1,200.00	000100	13.8
	2,935.27	000100	9.4		1,200.00	017200	5.4
	2,996.09	000100	8.8		1,225.00	017200	12.4
	3,000.00	000100	8.1		1,285.71	000100	2.8
	3,000.00	024800	2.3		1,300.00	021500	17.1
	3,000.00	027600	1.4		1,500.00	000100	132.9
	3,100.00	000100	18.9		1,500.00	017200	1.7
	3,181.41	000100	6.2		1,500.00	026900	5.4
	3,193.00	000100	7.0		1,550.00	000100	13.6
	3,200.00	000100	29.1		1,600.00	000100	24.3
	3,200.00	021000	3.3		1,600.00	021500	2.5
	3,213.00	000100	6.1		1,750.00	000100	1.5
	3,213.34	000100	6.7		1,764.00	000100	1.4
	3,230.00	000100	4.3		1,800.00	000100	1,089.7
	3,250.00	000100	7.3		1,900.00	000100	103.8
	3,250.00	025300	3.8		1,920.00	000100	149.1
	3,271.67	000100	10.3		2,000.00	000100	435.9
	3,272.00	000100	3.0		2,000.00	001900	23.3
	3,272.06	000100	63.8		2,000.00	013100	2.0
	3,300.00	000100	10.4		2,000.00	020900	4.9
	3,350.00	000100	9.5		2,100.00	000100	4.2
	3,350.00	027100	61.4		2,200.00	000100	309.2
	3,380.56	000100	1.1		2,200.00	009300	2.7
	3,400.00	000100	3.7		2,237.21	000100	5.9
	3,435.25	000100	8.5		2,250.00	000100	162.7
	3,443.53	000100	10.2		2,372.00	000100	4.9
	3,495.16	000100	6.5		2,375.00	000100	139.6
	3,500.00	000100	7.3		2,400.00	000100	139.8
	3,500.00	017400	1.0		2,500.00	000100	480.6
	3,500.00	027600	4.0		2,500.00	001900	7.6
	3,504.70	000100	18.6		2,500.00	008303	6.0
	3,520.00	000100	12.5		2,500.00	009500	1.9
	3,534.67	000100	17.7		2,500.00	009530	13.3
	3,535.00	000100	57.3		2,500.00	010700	2.7
	3,599.27	000100	4.0		2,500.00	013100	0.9
	3,600.00	000100	15.3		2,500.00	013600	3.6
	3,700.00	000100	17.7		2,500.00	014000	4.6
	3,800.00	000100	19.7		2,500.00	017200	21.0
	3,850.00	000100	7.2		2,500.00	020800	2.8
	3,900.00	000100	10.4		2,505.00	000100	66.5
	4,000.00	000100	52.7		2,600.00	000100	12.2
	4,090.08	000100	0.1		2,600.00	017400	2.4
	4,100.00	000100	6.4		2,600.00	021000	60.2
	4,200.00	000100	3.9		2,625.00	000100	76.0
	4,250.00	000100	3.9		2,650.00	020800	3.1
	4,298.00	000100	5.2		2,700.00	000100	438.2
	4,400.00	013600	0.9		2,750.00	000100	96.2
	4,500.00	000100	8.0		2,800.00	000100	471.7
	4,500.00	011300	1.4		2,800.00	001900	94.2
	4,650.00	000100	3.5		2,800.00	013600	1.0
	4,820.01	023000	0.4		2,800.00	022800	58.7
	4,831.14	000100	16.9		2,838.00	000100	823.8
	4,861.55	000100	1.5		2,850.00	000100	373.3
	5,000.00	000100	0.5		2,900.00	000100	9.9
	5,250.00	000100	0.8		2,954.00	000100	1.6
	5,500.00	000100	12.0		2,964.63	000100	139.3
	5,600.00	000100	4.2		2,984.89	000100	47.1
	5,900.00	000100	6.4		3,000.00	000100	872.8
	6,000.00	000100	1.1		3,000.00	008400	6.9
Wtd. Avg. Base & Total Tons	2,943.80		1,131.2		3,000.00	009300	1.7
					3,000.00	013100	1.9
Pinot Noir *	200.00	000100	1,159.6		3,000.00	014000	7.5
	400.00	000100	5.2		3,000.00	021000	378.2
	500.00	000100	51.0		3,000.00	022900	4.2
	500.00	021200	0.4		3,000.00	024500	3.4
	585.00	000100	347.6		3,050.00	000100	10.3
	600.00	000100	147.9		3,074.43	000100	69.4
	628.90	000100	24.1		3,090.00	000100	4.1

**TABLE 8: BASE PRICE PAID TO GROWERS FOR GRAPES CRUSHED AND DELIVERED TO CALIFORNIA PROCESSORS FROM THE 2024 CROP WITH BRIX FACTORS AND PURCHASED TONNAGE, BY TYPE, VARIETY, REPORTING DISTRICT WHERE GROWN, AND WEIGHTED AVERAGE BASE PRICE**

District, Type, and Variety	Base Price	Brix	Tons	District, Type, and Variety	Base Price	Brix	Tons
	Per Ton	Factors			Per Ton	Factors	
	Dollars	Code <sup>1</sup>			Dollars	Code <sup>1</sup>	
<b>DISTRICT 3 (Cont'd)</b>					3,828.29	000100	155.3
Pinot Noir * (Cont'd)	3,100.00	000100	159.4		3,828.29	021200	0.2
	3,100.00	021000	44.8		3,828.29	024500	26.3
	3,110.25	017200	0.5		3,838.00	000100	14.1
	3,114.72	000100	65.1		3,840.29	000100	2.4
	3,150.00	021000	66.1		3,850.00	000100	235.9
	3,150.73	000100	13.7		3,860.00	011100	10.0
	3,164.96	000100	59.7		3,862.00	000100	19.6
	3,185.82	000100	5.6		3,881.00	011300	3.4
	3,200.00	000100	862.4		3,881.86	000100	451.0
	3,200.00	001900	15.6		3,884.28	000100	25.8
	3,200.00	010900	3.4		3,889.34	000100	9.5
	3,200.00	021000	112.9		3,890.26	000100	5.3
	3,250.00	000100	96.2		3,892.00	000100	9.5
	3,250.00	021000	43.1		3,897.58	024500	93.8
	3,275.00	000100	354.5		3,898.04	000100	74.8
	3,300.00	000100	213.0		3,898.04	024500	349.8
	3,300.00	001900	12.3		3,900.00	000100	177.0
	3,302.70	000100	21.0		3,900.00	024500	35.2
	3,304.00	000100	118.8		3,905.50	000100	5.6
	3,318.00	000100	3.5		3,914.00	000100	69.1
	3,325.94	000100	41.1		3,923.33	000100	46.1
	3,355.00	017200	9.6		3,925.00	022800	48.9
	3,400.00	000100	121.1		3,928.29	000100	2.2
	3,400.00	021000	40.3		3,936.98	000100	4.9
	3,420.26	000100	8.2		3,946.25	000100	52.0
	3,430.00	017200	7.6		3,951.16	000100	45.1
	3,445.46	000100	148.6		3,960.86	000100	71.0
	3,449.00	000100	7.4		3,965.00	000100	8.2
	3,461.01	000100	13.9		3,980.00	000100	5.0
	3,465.00	000100	27.9		3,998.52	000100	33.1
	3,481.70	000100	44.0		3,999.72	000100	287.6
	3,500.00	000100	840.9		4,000.00	000100	703.1
	3,500.00	009700	20.2		4,000.00	008900	3.0
	3,500.00	015500	5.2		4,000.00	017200	34.4
	3,500.00	017900	6.9		4,000.00	017400	11.1
	3,500.00	020800	8.2		4,000.00	020800	2.9
	3,500.00	021000	207.7		4,000.00	021000	34.8
	3,500.00	024500	22.7		4,003.87	000100	24.8
	3,500.00	025100	1.1		4,009.00	000100	124.2
	3,500.07	000100	100.0		4,019.70	000100	25.7
	3,500.97	017900	70.3		4,041.26	000100	27.1
	3,528.18	024500	10.4		4,041.38	000100	30.3
	3,550.00	000100	6.9		4,064.56	000100	27.4
	3,582.95	000100	7.6		4,099.55	000100	36.6
	3,600.00	000100	492.4		4,100.00	000100	78.7
	3,600.00	011100	5.1		4,100.00	014000	2.0
	3,600.00	022800	26.3		4,100.00	020800	5.8
	3,600.00	025100	3.1		4,100.00	021000	33.1
	3,642.17	024500	258.9		4,117.75	000100	11.9
	3,655.79	000100	14.3		4,161.20	000100	5.0
	3,664.12	000100	35.0		4,167.00	020800	3.0
	3,682.80	001900	24.9		4,199.00	000100	55.8
	3,687.75	000100	75.4		4,200.00	000100	285.1
	3,693.00	000100	93.7		4,200.00	017200	2.0
	3,700.00	000100	272.3		4,211.12	000100	48.1
	3,700.00	009300	2.4		4,243.60	017900	116.4
	3,700.00	021000	12.0		4,249.40	000100	12.2
	3,708.00	000100	221.4		4,250.00	000100	48.5
	3,720.00	000100	5.7		4,250.00	023400	3.0
	3,723.00	000100	14.9		4,279.29	000100	5.9
	3,731.10	000100	41.0		4,300.00	000100	20.8
	3,744.13	021000	89.3		4,300.00	017200	12.8
	3,750.00	024500	158.0		4,350.00	024500	17.7
	3,800.00	000100	174.6		4,365.00	000100	3.6
	3,800.00	017200	6.6		4,365.00	019000	8.7
	3,800.00	021200	8.5		4,369.04	000100	52.5
	3,808.11	000100	13.6		4,400.00	000100	81.8
	3,817.16	000100	8.2		4,426.00	000100	20.7
	3,817.76	000100	30.3		4,435.00	000100	6.1
	3,817.82	000100	9.9		4,444.00	000100	14.4
	3,817.83	000100	81.9		4,450.00	000100	8.5
	3,818.00	022900	5.0		4,450.00	024500	17.8
	3,819.48	000100	68.3		4,456.00	017200	30.5
	3,826.21	000100	44.2		4,473.80	025100	24.7

**TABLE 8: BASE PRICE PAID TO GROWERS FOR GRAPES CRUSHED AND DELIVERED TO CALIFORNIA PROCESSORS FROM THE 2024 CROP WITH BRIX FACTORS AND PURCHASED TONNAGE, BY TYPE, VARIETY, REPORTING DISTRICT WHERE GROWN, AND WEIGHTED AVERAGE BASE PRICE**

District, Type, and Variety	Base Price	Brix	Tons	District, Type, and Variety	Base Price	Brix	Tons
	Per Ton	Factors			Per Ton	Factors	
	Dollars	Code <sup>1</sup>			Dollars	Code <sup>1</sup>	
<b>DISTRICT 3 (Cont'd)</b>					5,252.36	000100	8.4
Pinot Noir * (Cont'd)	4,483.00	000100	31.5		5,253.13	000100	4.0
	4,500.00	000100	201.7		5,300.00	000100	26.1
	4,500.00	017200	13.0		5,300.00	017200	13.3
	4,500.00	017400	19.1		5,300.00	021500	7.1
	4,500.00	017600	3.1		5,300.00	024500	3.6
	4,500.00	017800	12.1		5,324.51	000100	33.7
	4,500.00	017900	25.3		5,350.00	000100	13.4
	4,500.00	020800	3.1		5,396.68	000100	8.4
	4,500.00	020900	4.3		5,400.00	000100	40.5
	4,500.00	021000	29.9		5,400.00	009530	1.7
	4,500.00	024500	11.2		5,400.84	000100	11.9
	4,500.00	025400	30.5		5,407.50	000100	24.7
	4,502.43	000100	4.2		5,440.16	000100	13.5
	4,533.00	000100	20.4		5,450.00	000100	6.7
	4,558.32	000100	297.7		5,495.00	000100	9.8
	4,582.44	000100	13.1		5,500.00	000100	402.1
	4,589.26	000100	14.6		5,500.00	001900	7.9
	4,600.00	000100	55.5		5,500.00	009300	2.7
	4,600.00	013600	4.0		5,500.00	011300	2.2
	4,600.00	020800	31.9		5,500.00	013400	10.9
	4,600.00	021500	14.2		5,500.00	014000	1.6
	4,635.00	000100	10.3		5,500.00	015300	6.5
	4,638.00	000100	60.2		5,500.00	015700	14.6
	4,650.00	000100	32.1		5,500.00	018900	7.6
	4,650.17	024500	18.6		5,500.00	020800	1.7
	4,654.14	000100	53.9		5,500.00	020900	6.3
	4,659.50	000100	4.4		5,500.00	021000	6.2
	4,675.00	024500	6.4		5,500.00	021200	14.5
	4,700.00	000100	5.7		5,500.00	022900	4.5
	4,700.00	017200	7.2		5,500.00	024500	10.8
	4,725.00	000100	3.4		5,513.00	000100	78.9
	4,750.00	000100	26.8		5,517.00	014000	4.5
	4,750.00	017200	5.9		5,528.37	000100	26.8
	4,768.84	000100	12.2		5,550.00	000100	1.1
	4,771.67	000100	45.3		5,553.99	017900	11.3
	4,790.00	000100	8.9		5,596.00	000100	8.1
	4,800.00	000100	66.8		5,600.00	000100	44.4
	4,800.00	014000	3.6		5,625.41	000100	9.1
	4,800.00	021000	3.3		5,637.50	000100	10.1
	4,800.00	024500	17.2		5,663.39	000100	13.7
	4,800.00	043665	8.0		5,700.00	000100	7.8
	4,843.60	000100	7.6		5,700.00	017800	10.3
	4,850.00	000100	3.0		5,712.17	000100	12.6
	4,869.00	017400	11.7		5,737.00	017600	4.6
	4,900.00	000100	60.1		5,744.23	000100	10.0
	4,900.00	013600	4.3		5,750.00	000100	63.7
	4,922.68	013600	17.1		5,750.00	017200	40.0
	4,944.00	000100	6.0		5,800.00	000100	30.9
	4,945.20	000100	23.7		5,800.00	021200	2.2
	4,961.00	000100	4.6		5,830.84	017800	40.7
	4,983.94	000100	13.7		5,850.00	000100	10.1
	4,994.93	000100	143.1		5,859.38	000100	6.4
	5,000.00	000100	283.8		5,903.00	000100	7.4
	5,000.00	001900	10.6		5,928.00	000100	17.6
	5,000.00	009300	6.2		5,960.26	000100	20.9
	5,000.00	009500	1.9		5,967.00	014000	2.5
	5,000.00	011300	4.2		5,974.00	000100	8.0
	5,000.00	017200	33.9		5,974.00	017900	50.7
	5,000.00	017900	19.7		6,000.00	000100	531.7
	5,000.00	020800	64.7		6,000.00	001900	5.9
	5,000.00	021500	8.9		6,000.00	002300	29.0
	5,000.00	022900	9.6		6,000.00	013400	5.9
	5,000.00	025400	5.3		6,000.00	017200	14.9
	5,007.00	000100	3.4		6,000.00	017400	1.4
	5,023.49	000100	8.3		6,000.00	020800	3.1
	5,113.93	000100	6.5		6,000.00	021000	1.2
	5,135.00	000100	216.9		6,000.00	021200	8.3
	5,150.00	000100	4.8		6,000.00	021500	11.4
	5,200.00	000100	94.2		6,000.00	022900	8.2
	5,200.00	017900	21.7		6,000.00	023400	3.3
	5,250.00	000100	22.9		6,000.00	025100	4.0
	5,250.00	001900	4.2		6,000.81	000100	25.5
	5,250.00	013600	0.9		6,054.89	000100	7.7
	5,250.00	017900	35.8		6,108.00	000100	3.1

**TABLE 8: BASE PRICE PAID TO GROWERS FOR GRAPES CRUSHED AND DELIVERED TO CALIFORNIA PROCESSORS FROM THE 2024 CROP WITH BRIX FACTORS AND PURCHASED TONNAGE, BY TYPE, VARIETY, REPORTING DISTRICT WHERE GROWN, AND WEIGHTED AVERAGE BASE PRICE**

District, Type, and Variety	Base Price	Brix	Tons	District, Type, and Variety	Base Price	Brix	Tons
	Per Ton	Factors			Per Ton	Factors	
	Dollars	Code <sup>1</sup>			Dollars	Code <sup>1</sup>	
<b>DISTRICT 3 (Cont'd)</b>					7,000.00	025400	5.3
Pinot Noir * (Cont'd)	6,125.26	000100	63.4		7,033.00	000100	12.7
	6,133.50	001900	30.4		7,100.00	000100	32.9
	6,138.00	000100	14.1		7,140.00	000100	1.8
	6,150.00	000100	7.2		7,150.00	000100	8.0
	6,180.00	000100	6.5		7,175.00	000100	5.3
	6,200.00	000100	39.5		7,187.00	000100	15.2
	6,200.00	017200	13.1		7,200.00	000100	29.7
	6,200.00	022900	8.0		7,212.00	000100	8.6
	6,200.00	024500	3.0		7,240.00	000100	2.4
	6,210.00	011100	4.3		7,250.00	000100	15.6
	6,232.00	000100	6.6		7,297.00	000100	4.2
	6,250.00	000100	38.6		7,300.00	000100	11.0
	6,257.97	000100	15.4		7,312.06	000100	25.7
	6,270.00	000100	15.4		7,350.00	000100	64.6
	6,270.00	017400	5.1		7,351.00	000100	9.4
	6,275.00	000100	108.5		7,373.00	017200	8.0
	6,276.00	000100	5.8		7,400.00	000100	3.8
	6,300.00	000100	170.9		7,500.00	000100	154.0
	6,300.00	017400	2.7		7,500.00	013600	1.8
	6,300.00	017800	27.8		7,500.00	017900	9.5
	6,300.00	021000	11.1		7,500.00	025100	2.2
	6,325.00	000100	5.3		7,500.00	025400	12.6
	6,386.00	000100	7.4		7,592.88	000100	10.8
	6,400.00	000100	59.0		7,613.28	000100	12.0
	6,413.86	000100	4.6		7,614.00	000100	10.1
	6,417.00	000100	4.0		7,650.00	000100	15.7
	6,489.17	000100	1.8		7,650.00	024500	15.3
	6,500.00	000100	319.1		7,653.00	000100	4.6
	6,500.00	011400	2.8		7,700.00	000100	3.5
	6,500.00	017200	10.4		7,713.00	000100	3.1
	6,500.00	021000	5.2		7,750.00	000100	11.7
	6,500.00	024800	7.9		7,800.00	000100	52.6
	6,500.41	000100	32.0		7,828.00	000100	19.6
	6,562.00	000100	4.2		7,900.00	000100	8.0
	6,588.00	000100	2.7		7,906.00	000100	85.0
	6,600.00	000100	2.0		7,950.00	000100	5.3
	6,600.00	013600	2.6		7,964.05	000100	28.9
	6,615.00	000100	9.7		7,995.00	000100	11.7
	6,649.00	000100	6.0		7,999.00	000100	9.3
	6,649.29	000100	27.6		8,000.00	000100	213.4
	6,696.00	000100	18.8		8,000.00	001900	2.1
	6,700.00	000100	21.6		8,000.00	014100	1.5
	6,700.00	001900	4.7		8,000.00	017800	4.1
	6,700.00	017800	16.0		8,000.00	021200	9.2
	6,731.00	000100	96.1		8,000.00	025400	4.7
	6,750.00	000100	17.2		8,064.00	000100	5.1
	6,750.00	017200	17.8		8,200.00	000100	12.2
	6,750.34	000100	19.7		8,250.00	000100	23.0
	6,756.98	017800	17.1		8,250.00	021200	10.3
	6,760.00	000100	18.9		8,264.08	000100	1.3
	6,785.00	000100	1.3		8,304.00	000100	68.0
	6,800.00	000100	19.6		8,304.94	000100	18.0
	6,800.00	025100	3.3		8,424.00	000100	18.0
	6,825.00	000100	4.7		8,500.00	000100	113.9
	6,830.00	000100	20.4		8,500.00	017000	1.9
	6,835.00	000100	2.8		8,509.00	000100	68.9
	6,874.26	017400	22.7		8,518.00	000100	10.3
	6,885.00	000100	8.5		8,518.11	000100	12.6
	6,885.69	000100	80.5		8,600.00	000100	8.3
	6,895.00	000100	21.3		8,604.40	000100	17.4
	6,895.00	021000	4.1		8,682.45	000100	10.2
	6,900.00	000100	26.1		8,706.31	000100	9.2
	6,900.49	000100	9.4		8,750.00	000100	3.7
	6,972.00	000100	4.2		8,800.00	000100	18.1
	7,000.00	000100	267.0		8,888.00	000100	2.2
	7,000.00	011100	4.2		9,000.00	000100	41.9
	7,000.00	013600	3.0		9,000.00	008303	4.3
	7,000.00	017000	2.0		9,000.00	014100	3.0
	7,000.00	017200	44.1		9,000.00	025400	18.8
	7,000.00	017800	18.0		9,117.41	000100	1.9
	7,000.00	020800	66.8		9,500.00	000100	28.1
	7,000.00	021200	2.7		9,500.00	017200	5.0
	7,000.00	022900	7.6		9,500.00	017800	35.9
	7,000.00	023400	7.3		9,621.00	000100	1.7

**TABLE 8: BASE PRICE PAID TO GROWERS FOR GRAPES CRUSHED AND DELIVERED TO CALIFORNIA PROCESSORS FROM THE 2024 CROP WITH BRIX FACTORS AND PURCHASED TONNAGE, BY TYPE, VARIETY, REPORTING DISTRICT WHERE GROWN, AND WEIGHTED AVERAGE BASE PRICE**

District, Type, and Variety	Base Price	Brix	Tons	District, Type, and Variety	Base Price	Brix	Tons
	Per Ton	Factors			Per Ton	Factors	
	Dollars	Code <sup>1</sup>			Dollars	Code <sup>1</sup>	
<b>DISTRICT 3 (Cont'd)</b>					3,800.00	000100	2.3
Pinot Noir * (Cont'd)	9,764.81	000100	1.7		3,900.00	000100	5.1
	9,800.00	000100	1.4		4,000.00	000100	1.0
	9,800.00	014100	2.9		4,200.00	000100	2.8
	10,000.00	000100	39.5		4,243.60	000100	4.2
	10,000.00	025400	10.7		4,287.77	000100	12.8
	10,142.02	000100	46.8		4,400.00	000100	4.3
	10,891.00	000100	16.5		4,500.00	000100	6.0
	11,000.00	000100	12.5		4,700.00	000100	25.5
	12,000.00	000100	53.6		5,071.43	000100	4.2
	12,000.00	025400	2.0		5,600.00	000100	9.5
	12,220.92	000100	5.5	Wtd. Avg. Base & Total Tons	2,800.39		925.3
	12,500.00	000100	5.6				
	13,000.00	000100	36.8	St Laurent	2,800.00	000100	2.4
	14,000.00	000100	22.7	Wtd. Avg. Base & Total Tons	2,800.00		2.4
	15,000.00	000100	8.1				
	20,000.00	000100	1.2	Syrah *	500.00	022700	36.2
	22,545.00	000100	4.6		550.00	000100	1.1
Wtd. Avg. Base & Total Tons	3,890.61		28,603.0		800.00	028000	2.3
					1,000.00	020800	0.5
Primitivo	350.00	000100	2.4		1,500.00	000100	10.2
	1,000.00	000100	5.1		1,800.00	020460	0.8
	2,200.00	000100	0.6		1,800.00	027800	0.9
	2,250.00	000100	20.2		1,900.00	000100	5.8
	2,400.00	000100	12.4		2,000.00	000100	20.7
	2,500.00	000100	8.1		2,000.00	017000	3.4
	2,700.00	013600	5.2		2,100.00	000100	20.0
	2,800.00	014400	5.4		2,200.00	000100	108.0
	2,900.00	028000	3.1		2,200.00	013600	2.3
	2,947.14	000100	2.2		2,250.00	000100	25.6
	3,000.00	021200	1.7		2,260.00	000100	16.3
	3,500.00	000100	11.2		2,300.00	000100	57.0
	3,850.00	000100	43.4		2,300.00	017400	2.0
	3,900.00	023100	11.0		2,375.00	000100	9.9
	5,300.00	000100	1.5		2,398.75	000100	5.4
Wtd. Avg. Base & Total Tons	3,068.12		133.5		2,400.00	000100	28.4
					2,500.00	000100	9.5
Refosco *	2,500.00	020800	0.6		2,500.00	020800	0.3
	3,750.00	013100	0.2		2,500.00	023100	11.8
Wtd. Avg. Base & Total Tons	2,812.50		0.8		2,500.00	024500	4.3
					2,587.02	000100	14.8
Sagrantino	1,800.00	024500	4.0		2,600.00	000100	4.8
	2,000.00	000100	1.3		2,675.00	000100	35.9
	2,500.00	024500	1.5		2,700.00	000100	6.6
	2,648.58	000100	3.8		2,700.00	002600	4.6
Wtd. Avg. Base & Total Tons	2,227.79		10.6		2,800.00	000100	28.2
					2,800.00	017200	4.3
Sangiovese *	1,500.00	017400	2.2		2,800.00	024300	2.2
	1,500.00	024500	8.3		2,850.00	009300	3.5
	1,900.00	000100	9.6		2,875.00	025100	5.2
	1,950.00	000100	62.7		2,900.00	000100	5.3
	1,995.00	000100	25.6		3,000.00	000100	49.4
	2,000.00	021200	1.8		3,000.00	025100	14.8
	2,000.00	025100	0.7		3,089.72	066325	22.1
	2,105.82	000100	23.5		3,090.00	013600	0.6
	2,200.00	000100	10.9		3,100.00	017200	1.8
	2,200.00	023100	2.1		3,150.00	016900	2.7
	2,450.00	000100	5.1		3,200.00	000100	6.5
	2,500.00	000100	2.1		3,245.00	000100	25.5
	2,500.00	023100	5.3		3,289.00	000100	2.5
	2,500.00	024300	2.1		3,293.76	000100	0.9
	2,600.00	000100	6.9		3,300.00	000100	45.8
	2,644.00	000100	0.8		3,301.24	000100	198.7
	2,722.75	000100	583.5		3,326.00	000100	5.3
	2,800.00	000100	26.7		3,326.41	000100	37.9
	2,900.00	000100	11.2		3,400.00	000100	2.5
	3,000.00	000100	5.3		3,400.00	011100	1.4
	3,024.31	000100	11.7		3,415.00	000100	33.4
	3,200.00	000100	6.9		3,500.00	000100	40.5
	3,500.00	000100	10.8		3,500.00	003200	13.4
	3,500.00	013600	1.1		3,500.00	026800	1.1
	3,559.00	000100	5.2		3,500.97	000100	7.9
	3,675.00	000100	5.2		3,550.00	000100	15.2
	3,700.00	000100	2.1		3,600.00	000100	6.4
	3,750.00	013600	8.2		3,600.00	020800	9.1

**TABLE 8: BASE PRICE PAID TO GROWERS FOR GRAPES CRUSHED AND DELIVERED TO CALIFORNIA PROCESSORS  
FROM THE 2024 CROP WITH BRIX FACTORS AND PURCHASED TONNAGE, BY TYPE, VARIETY, REPORTING DISTRICT  
WHERE GROWN, AND WEIGHTED AVERAGE BASE PRICE**

District, Type, and Variety	Base Price	Brix	Tons	District, Type, and Variety	Base Price	Brix	Tons
	Per Ton	Factors			Per Ton	Factors	
	Dollars	Code <sup>1</sup>			Dollars	Code <sup>1</sup>	
<b>DISTRICT 3 (Cont'd)</b>							
Syrah * (Cont'd)	3,600.00	024500	1.4	Tannat	3,000.00	000100	2.1
	3,659.00	000100	25.3		3,965.40	000100	4.9
	3,675.00	000100	1.6		4,050.00	000100	1.6
	3,700.00	000100	3.5		6,500.00	030400	1.0
	3,750.00	000100	5.4	Wtd. Avg. Base & Total Tons	4,032.34		9.6
	3,750.00	013600	2.2	Tempranillo *	1,800.00	027800	1.8
	3,800.00	000100	9.7		3,000.00	000100	2.1
	3,800.00	007800	1.9		3,300.00	000100	2.5
	3,800.00	014400	1.9		3,400.00	000100	2.0
	3,800.00	017000	5.1		3,500.00	025300	3.0
	3,800.00	027600	4.5		4,000.00	000100	5.9
	3,850.00	011300	4.7		5,463.00	024800	2.7
	3,856.41	000100	2.3	Wtd. Avg. Base & Total Tons	3,672.00		20.0
	4,000.00	000100	61.4	Teroldego	2,000.00	027600	0.5
	4,000.00	009300	3.1	Wtd. Avg. Base & Total Tons	2,000.00		0.5
	4,000.00	013600	3.7	Tinta Cao	6,238.70	000100	2.7
	4,000.00	017400	0.9	Wtd. Avg. Base & Total Tons	6,238.70		2.7
	4,000.00	017800	1.1	Touriga Nacional *	5,000.00	000100	1.0
	4,000.00	024300	0.9	Wtd. Avg. Base & Total Tons	5,000.00		1.0
	4,000.00	024500	4.7	Trousseau *	3,000.00	008100	0.2
	4,045.22	000100	2.2		4,000.00	000100	1.9
	4,080.00	000100	2.5		4,000.00	011100	4.0
	4,100.00	000100	15.3	Wtd. Avg. Base & Total Tons	3,967.21		6.1
	4,132.96	000100	3.0	Valdiguie *	1,100.00	000100	1.2
	4,133.00	011300	3.0		2,000.00	000100	0.7
	4,137.00	017400	8.4		2,500.00	000100	1.2
	4,150.00	000100	2.0		3,000.00	000100	13.5
	4,150.00	011300	3.3		3,000.00	008100	2.6
	4,200.00	000100	10.5		3,500.00	000100	0.3
	4,200.00	016800	1.9		3,500.00	009300	2.3
	4,200.00	017000	1.5		3,750.00	017000	0.5
	4,200.00	020800	2.4		3,800.00	000100	0.4
	4,250.00	000100	20.5		4,000.00	000100	2.9
	4,269.00	000100	2.5		4,000.00	013600	1.2
	4,275.00	000100	2.7		4,400.00	000100	1.9
	4,300.00	000100	4.1	Wtd. Avg. Base & Total Tons	3,180.31		28.7
	4,346.00	000100	3.3	Zinfandel	175.00	000100	0.4
	4,346.00	013600	2.2		200.00	000100	4.3
	4,346.00	021200	4.3		300.00	000100	5.4
	4,377.00	000100	8.5		350.00	000100	2.5
	4,400.00	000100	1.4		500.00	000100	24.9
	4,449.00	000100	7.6		500.00	009530	1.0
	4,500.00	000100	33.7		750.00	027800	7.9
	4,500.00	011100	7.9		775.00	000100	3.5
	4,500.00	013600	5.8		800.00	000100	1.9
	4,500.00	024500	4.0		833.75	000100	1.7
	4,512.66	000100	6.4		850.00	000100	6.6
	4,600.00	000100	8.3		900.00	000100	6.1
	4,600.00	001900	4.2		900.00	021800	0.5
	4,650.00	011100	6.0		943.00	000100	26.1
	4,650.00	017400	18.1		1,000.00	000100	77.0
	4,750.00	000100	2.2		1,160.00	000100	187.3
	4,750.00	020600	4.7		1,200.00	000100	42.3
	4,800.00	000100	11.7		1,250.00	000100	23.9
	4,827.03	000100	2.5		1,400.00	000100	17.5
	4,907.15	000100	4.3		1,500.00	000100	46.8
	4,990.00	000100	2.4		1,500.00	020900	1.0
	5,000.00	000100	13.6		1,500.00	024500	9.8
	5,000.00	013600	1.4		1,550.00	000100	2.4
	5,051.00	000100	5.9		1,600.00	000100	4.0
	5,300.00	000100	2.0		1,750.00	000100	3.2
	5,400.00	011100	3.0		1,772.00	000100	2.5
	5,500.00	000100	20.8		1,800.00	000100	8.4
	5,547.27	000100	21.3		1,800.00	014400	3.3
	5,600.00	000100	4.1		1,850.00	064405	2.8
	5,616.67	000100	7.7		1,894.00	000100	16.4
	5,768.63	000100	11.3	Wtd. Avg. Base & Total Tons	2,000.00	000100	48.4
	5,900.00	000100	2.6		2,000.00	017200	2.7
	6,196.04	000100	1.2				
	7,000.00	000100	2.7				
	7,200.00	000100	4.3				
	8,000.00	013600	6.5				
Wtd. Avg. Base & Total Tons	3,342.48		1,532.5				

**TABLE 8: BASE PRICE PAID TO GROWERS FOR GRAPES CRUSHED AND DELIVERED TO CALIFORNIA PROCESSORS FROM THE 2024 CROP WITH BRIX FACTORS AND PURCHASED TONNAGE, BY TYPE, VARIETY, REPORTING DISTRICT WHERE GROWN, AND WEIGHTED AVERAGE BASE PRICE**

District, Type, and Variety	Base Price	Brix	Tons	District, Type, and Variety	Base Price	Brix	Tons
	Per Ton	Factors			Per Ton	Factors	
	Dollars	Code <sup>1</sup>			Dollars	Code <sup>1</sup>	
<b>DISTRICT 3 (Cont'd)</b>					3,250.42	070535	23.4
Zinfandel (Cont'd)	2,000.00	021200	4.0		3,256.85	000100	11.4
	2,000.00	025300	6.0		3,273.00	000100	117.1
	2,000.00	027800	1.6		3,273.00	021200	3.8
	2,013.00	000100	9.4		3,300.00	000100	110.6
	2,150.00	000100	64.6		3,335.00	000100	5.5
	2,150.00	017800	3.7		3,350.00	027100	94.9
	2,155.00	000100	26.8		3,361.92	000100	3.2
	2,200.00	000100	304.6		3,389.21	000100	41.6
	2,200.00	024800	30.6		3,393.00	000100	39.0
	2,250.00	000100	474.3		3,394.24	000100	28.0
	2,300.00	000100	28.7		3,394.24	024500	70.1
	2,300.00	009000	17.4		3,394.88	000100	36.0
	2,300.00	027800	8.9		3,400.00	000100	113.5
	2,300.00	064405	2.5		3,400.00	021200	3.8
	2,400.00	000100	100.8		3,422.20	000100	56.5
	2,400.00	017200	1.0		3,423.89	024500	4.3
	2,400.00	067952	3.4		3,460.34	000100	25.7
	2,422.50	000100	4.8		3,500.00	000100	112.6
	2,446.25	000100	8.3		3,500.00	003200	28.8
	2,450.00	024800	75.1		3,517.00	067981	22.1
	2,450.13	000100	9.5		3,560.00	000100	73.0
	2,500.00	000100	91.2		3,600.00	000100	17.1
	2,500.00	003200	19.9		3,605.00	000100	20.8
	2,500.00	011400	2.9		3,637.23	000100	40.4
	2,500.00	014400	5.8		3,659.36	000100	47.0
	2,500.00	017200	9.7		3,697.80	000100	10.6
	2,550.00	000100	9.2		3,700.00	000100	12.2
	2,600.00	000100	64.3		3,700.00	025400	2.2
	2,618.44	000100	89.0		3,732.00	000100	95.5
	2,650.00	000100	98.2		3,749.20	000100	13.6
	2,652.52	000100	7.2		3,750.00	000100	3.5
	2,660.00	000100	16.0		3,750.00	013600	9.3
	2,680.00	000100	57.9		3,764.42	000100	14.0
	2,700.00	000100	88.6		3,785.25	000100	2.3
	2,707.50	000100	80.0		3,800.00	000100	36.3
	2,710.00	000100	3.0		3,800.00	003200	39.5
	2,719.00	000100	15.9		3,800.00	027600	8.5
	2,750.00	000100	37.3		3,802.76	000100	5.8
	2,750.00	002600	67.2		3,818.00	025100	8.8
	2,750.00	021200	3.5		3,850.00	000100	104.3
	2,750.00	025100	130.6		3,900.00	000100	12.1
	2,759.55	000100	3.5		3,900.00	003200	33.1
	2,776.07	000100	1.0		3,900.00	024800	5.0
	2,800.00	000100	266.3		3,935.00	021000	8.1
	2,800.00	014400	4.1		3,942.10	000100	5.1
	2,850.00	000100	0.9		4,000.00	000100	230.8
	2,885.02	000100	31.5		4,000.00	025100	1.1
	2,900.00	000100	28.5		4,000.00	025300	7.9
	2,900.00	021000	48.5		4,084.25	000100	17.2
	2,900.00	021200	1.6		4,100.00	000100	11.6
	2,921.25	000100	9.8		4,107.69	000100	6.0
	2,942.71	000100	14.3		4,140.00	000100	18.2
	2,958.00	000100	29.3		4,200.00	000100	42.9
	2,986.54	000100	7.6		4,200.00	020800	22.2
	2,997.50	000100	18.6		4,200.00	021200	3.5
	3,000.00	000100	370.2		4,200.00	064405	3.0
	3,000.00	014400	3.0		4,250.00	000100	8.5
	3,000.00	021200	4.9		4,250.00	013600	4.5
	3,000.00	024300	1.8		4,250.00	024500	5.2
	3,000.00	024800	31.4		4,277.75	000100	11.0
	3,004.03	000100	67.8		4,300.00	000100	15.4
	3,005.23	000100	61.9		4,309.33	000100	5.4
	3,009.89	000100	27.0		4,326.00	000100	3.6
	3,050.00	000100	45.3		4,335.00	000100	18.8
	3,060.00	000100	13.0		4,346.00	013600	0.5
	3,081.50	000100	5.1		4,400.00	000100	4.0
	3,090.19	000100	28.0		4,439.00	000100	13.0
	3,100.00	000100	132.4		4,500.00	000100	72.8
	3,150.00	000100	81.4		4,500.00	013600	4.9
	3,182.35	000100	19.8		4,512.95	000100	12.1
	3,182.58	000100	11.8		4,600.00	000100	29.0
	3,184.13	000100	2.6		4,600.00	021500	3.5
	3,200.00	000100	110.2		4,650.00	000100	18.4
	3,250.42	066325	80.0		4,650.00	021200	5.3

**TABLE 8: BASE PRICE PAID TO GROWERS FOR GRAPES CRUSHED AND DELIVERED TO CALIFORNIA PROCESSORS FROM THE 2024 CROP WITH BRIX FACTORS AND PURCHASED TONNAGE, BY TYPE, VARIETY, REPORTING DISTRICT WHERE GROWN, AND WEIGHTED AVERAGE BASE PRICE**

District, Type, and Variety	Base Price	Brix	Tons	District, Type, and Variety	Base Price	Brix	Tons
	Per Ton	Factors			Per Ton	Factors	
	Dollars	Code <sup>1</sup>			Dollars	Code <sup>1</sup>	
<b>DISTRICT 3 (Cont'd)</b>					5,500.00	000100	14.0
Zinfandel (Cont'd)	4,700.00	000100	22.6		6,344.00	000100	6.7
	4,730.96	000100	6.3	Wtd. Avg. Base & Total Tons	3,542.50		406.6
	4,770.00	000100	8.3				
	4,774.05	000100	5.1	<b>DISTRICT 4</b>			
	4,800.00	000100	18.0	<b>Wine Grapes (White)</b>			
	4,830.00	000100	2.5	Albarino *	2,800.00	000100	1.7
	4,851.00	000100	7.0		3,370.50	000100	1.0
	4,870.00	000100	15.0		3,500.00	000100	3.0
	4,900.00	000100	179.0		3,800.00	000100	6.2
	5,000.00	000100	121.5		4,116.07	000100	6.5
	5,000.00	013600	21.3		4,300.00	000100	5.6
	5,081.46	000100	17.9		4,600.00	020800	8.0
	5,091.36	023000	5.7		4,805.45	024800	1.4
	5,100.00	021200	5.6	Wtd. Avg. Base & Total Tons	9,800.00	013400	1.2
	5,150.00	000100	3.1		4,286.49		34.6
	5,200.00	000100	45.4				
	5,250.00	000100	6.9	Arneis	2,500.00	000100	1.3
	5,391.75	000100	15.1	Wtd. Avg. Base & Total Tons	2,500.00		1.3
	5,500.00	000100	83.3				
	5,512.00	000100	2.8	Chardonnay *	500.00	000100	151.8
	5,512.50	000100	2.9		600.00	000100	1.7
	5,600.00	000100	21.2		800.00	000100	35.2
	5,647.06	000100	15.3		900.00	000100	148.7
	5,680.00	000100	11.0		1,000.00	000100	4.1
	5,873.07	000100	7.8		1,200.00	000100	48.8
	5,900.00	000100	8.1		1,250.00	000100	79.7
	5,988.85	000100	4.8		1,400.00	011400	5.0
	6,000.00	000100	62.3		1,500.00	000100	31.2
	6,000.00	008303	3.6		1,600.00	000100	21.3
	6,088.13	000100	52.1		1,700.00	000100	20.5
	6,200.00	000100	11.7		1,800.00	021200	1.8
	6,262.00	000100	3.5		2,000.00	000100	2.0
	6,300.00	000100	12.2		2,000.00	002200	7.2
	6,344.00	000100	8.7		2,150.00	017600	9.6
	6,365.00	000100	3.0		2,200.00	000100	78.3
	6,400.00	000100	6.6		2,300.00	000100	58.8
	6,445.00	025100	6.2		2,325.00	000100	23.2
	6,500.00	000100	10.3		2,400.00	000100	54.1
	6,500.00	021200	2.0		2,400.00	017400	4.6
	6,500.00	025100	5.1		2,458.12	000100	33.0
	6,650.00	000100	3.0		2,500.00	000100	356.0
	6,900.00	000100	11.6		2,550.00	000100	47.4
	7,272.00	000100	3.2		2,575.00	000100	31.4
	7,397.75	000100	3.1		2,590.88	000100	45.0
	7,400.00	000100	3.1		2,604.66	000100	111.6
	7,507.50	000100	8.5		2,645.16	000100	15.8
	7,597.34	000100	5.8		2,675.00	000100	4.1
	7,900.00	000100	0.9		2,700.00	000100	92.4
	10,891.00	000100	16.2		2,742.44	000100	139.4
	11,100.00	000100	2.4		2,750.00	000100	22.8
Wtd. Avg. Base & Total Tons	3,224.08		7,327.9		2,778.30	000100	57.7
					2,800.00	001900	48.2
Other Red Wine <sup>2</sup>	1,500.00	000100	5.1		2,800.57	000100	15.6
	2,000.00	000100	44.5		2,816.41	000100	238.8
	2,000.00	024800	0.6		2,817.36	000100	21.0
	2,400.00	000100	1.7		2,850.00	000100	11.0
	2,500.00	000100	16.1		2,867.11	000100	22.1
	2,501.83	000100	54.5		2,899.00	000100	21.7
	2,677.00	000100	5.0		2,900.00	000100	77.8
	3,000.00	000100	31.0		2,950.00	002200	217.9
	3,100.00	012900	0.4		2,954.00	017200	35.3
	3,400.00	000100	25.4		3,000.00	000100	25.5
	3,600.00	000100	8.7		3,005.00	000100	84.0
	3,653.79	000100	3.1		3,012.86	017600	24.5
	3,800.00	000100	1.7		3,017.16	000100	130.3
	3,850.00	000100	42.1		3,087.00	000100	11.3
	4,000.00	000100	18.7		3,100.00	000100	6.9
	4,150.00	000100	76.5		3,100.00	024300	11.3
	4,250.00	000100	11.2		3,107.00	017200	33.7
	4,346.00	013600	1.8		3,125.00	017200	90.7
	4,500.00	000100	6.5		3,125.59	000100	104.1
	5,000.00	000100	22.0		3,183.42	000100	87.4
	5,400.00	000100	9.3		3,200.00	017200	28.6
					3,200.00	017600	7.1

**TABLE 8: BASE PRICE PAID TO GROWERS FOR GRAPES CRUSHED AND DELIVERED TO CALIFORNIA PROCESSORS FROM THE 2024 CROP WITH BRIX FACTORS AND PURCHASED TONNAGE, BY TYPE, VARIETY, REPORTING DISTRICT WHERE GROWN, AND WEIGHTED AVERAGE BASE PRICE**

District, Type, and Variety	Base Price	Brix	Tons	District, Type, and Variety	Base Price	Brix	Tons
	Per Ton	Factors			Per Ton	Factors	
	Dollars	Code <sup>1</sup>			Dollars	Code <sup>1</sup>	
<b>DISTRICT 4 (Cont'd)</b>					3,859.00	000100	22.8
Chardonnay * (Cont'd)	3,200.00	021200	85.3		3,870.00	020800	9.3
	3,250.00	000100	230.4		3,900.00	000100	3.3
	3,250.00	011100	1.2		3,917.59	000100	54.7
	3,250.00	017200	99.3		3,958.22	000100	9.4
	3,263.75	000100	54.5		4,000.00	000100	154.8
	3,275.90	017600	71.5		4,000.00	013100	10.5
	3,278.18	000100	44.8		4,002.94	000100	53.3
	3,300.00	000100	145.0		4,025.00	015500	60.1
	3,300.00	009100	10.5		4,059.32	000100	44.3
	3,300.00	017200	24.3		4,060.00	000100	26.1
	3,307.50	000100	61.4		4,094.13	017600	20.0
	3,308.00	000100	32.6		4,094.19	017600	57.2
	3,313.81	000100	18.5		4,100.00	000100	4.9
	3,320.29	017200	143.8		4,108.00	000100	14.4
	3,350.00	000100	90.6		4,137.70	000100	3.9
	3,350.00	017200	61.0		4,170.03	000100	56.6
	3,369.00	000100	60.8		4,184.90	000100	6.2
	3,387.55	000100	4.8		4,189.04	017600	38.9
	3,400.00	000100	102.4		4,195.17	000100	1.8
	3,400.00	001900	113.9		4,199.60	000100	12.0
	3,412.50	017200	136.1		4,200.00	000100	17.3
	3,415.88	000100	21.0		4,227.00	000100	1.0
	3,417.00	021200	131.7		4,250.00	000100	17.1
	3,425.10	017200	109.2		4,250.00	011100	2.0
	3,461.83	000100	55.3		4,257.00	000100	467.2
	3,465.00	000100	2.9		4,286.49	000100	31.5
	3,475.00	000100	104.9		4,300.00	000100	10.1
	3,496.77	000100	12.3		4,304.76	000100	632.8
	3,500.00	000100	237.7		4,320.17	000100	3.1
	3,500.00	017200	89.4		4,350.00	000100	26.5
	3,500.00	020800	10.4		4,366.85	000100	19.0
	3,500.00	021000	1.0		4,366.85	013100	30.7
	3,517.50	017200	22.0		4,400.00	000100	56.0
	3,530.55	000100	128.9		4,426.30	017600	108.7
	3,537.00	000100	25.0		4,426.33	000100	4.0
	3,550.00	021200	24.0		4,429.35	021200	60.0
	3,573.00	024500	45.3		4,447.03	000100	12.3
	3,584.04	000100	85.8		4,500.00	000100	81.5
	3,584.20	000100	39.1		4,500.00	016335	6.6
	3,600.00	000100	333.8		4,500.00	017200	39.7
	3,600.00	020800	2.0		4,500.00	020800	10.2
	3,600.32	000100	7.2		4,500.00	021000	3.9
	3,622.50	000100	60.3		4,594.07	000100	25.4
	3,629.05	000100	108.0		4,597.71	000100	216.2
	3,639.04	000100	385.2		4,600.00	021000	4.7
	3,639.04	017200	52.1		4,631.00	011100	4.3
	3,645.00	000100	11.1		4,650.00	000100	2.2
	3,647.97	021000	3.2		4,700.00	007800	11.3
	3,656.50	017600	23.3		4,700.00	022600	72.9
	3,659.59	000100	33.0		4,750.00	000100	18.6
	3,686.02	000100	23.1		4,750.00	021200	5.5
	3,688.58	024500	50.6		4,774.05	017600	17.0
	3,688.61	000100	20.8		4,795.15	017600	84.4
	3,688.61	017000	102.4		4,800.00	000100	4.8
	3,689.00	000100	22.0		4,900.00	017600	30.7
	3,690.00	000100	18.5		4,950.00	000100	20.3
	3,690.23	024800	8.0		4,957.87	000100	11.1
	3,690.29	000100	156.1		4,961.25	000100	3.7
	3,690.32	000100	31.5		5,000.00	000100	76.9
	3,690.32	017000	15.0		5,000.00	000800	388.8
	3,694.25	000100	25.8		5,000.00	020800	10.4
	3,700.00	000100	133.3		5,000.00	021200	6.6
	3,700.00	021000	12.0		5,039.28	017600	8.2
	3,727.40	000100	20.7		5,040.00	017600	12.9
	3,750.00	000100	43.6		5,092.00	000100	3.1
	3,750.00	017200	102.4		5,092.37	000100	5.7
	3,774.37	000100	4.2		5,095.20	017200	9.5
	3,783.57	000100	4.2		5,140.53	000100	79.5
	3,791.98	000100	26.2		5,150.00	000100	12.3
	3,800.00	000100	9.0		5,200.00	000100	9.2
	3,800.00	017200	59.4		5,250.00	000100	51.1
	3,819.24	013100	7.0		5,250.00	013100	5.3
	3,820.97	017600	104.4		5,252.04	000100	44.8
	3,850.00	017200	10.6		5,360.38	000100	4.0

**TABLE 8: BASE PRICE PAID TO GROWERS FOR GRAPES CRUSHED AND DELIVERED TO CALIFORNIA PROCESSORS FROM THE 2024 CROP WITH WINE FACTORS AND PURCHASED TONNAGE, BY TYPE, VARIETY, REPORTING DISTRICT WHERE GROWN, AND WEIGHTED AVERAGE BASE PRICE**

District, Type, and Variety	Base Price	Brix	Tons	District, Type, and Variety	Base Price	Brix	Tons
	Per Ton	Factors			Per Ton	Factors	
	Dollars	Code <sup>1</sup>			Dollars	Code <sup>1</sup>	
<b>DISTRICT 4 (Cont'd)</b>							
Chardonnay * (Cont'd)	5,447.80	016800	5.1	Gewurztraminer	2,000.00	000100	2.3
	5,488.65	000100	18.0	Wtd. Avg. Base & Total Tons	2,000.00		2.3
	5,500.00	000100	145.2	Grenache Blanc *	3,500.00	000100	3.3
	5,512.00	000100	11.3		3,750.00	000100	40.9
	5,512.50	013100	11.3	Wtd. Avg. Base & Total Tons	3,731.33		44.2
	5,515.00	000100	8.3	Malvasia Bianca	3,000.00	000100	4.1
	5,550.00	000100	9.6	Wtd. Avg. Base & Total Tons	3,000.00		4.1
	5,575.92	000100	7.6	Marsanne	2,555.00	000100	11.0
	5,625.00	024800	9.4		3,500.00	000100	4.5
	5,691.61	016335	10.0	Wtd. Avg. Base & Total Tons	2,829.35		15.5
	5,750.00	000100	16.4	Muscat Blanc *	2,000.00	000100	3.9
	5,775.00	000100	4.4		2,500.00	000100	0.7
	5,839.50	000100	14.8		2,824.12	000100	2.1
	5,940.00	000100	18.3	Wtd. Avg. Base & Total Tons	2,913.57	000100	9.1
	5,961.78	000100	1.4		3,333.00	003200	3.4
	6,000.00	000100	42.4		3,600.00	000100	2.6
	6,000.00	017400	3.2	Wtd. Avg. Base & Total Tons	2,875.52		21.8
	6,030.43	000100	4.2	Picpoul Blanc	2,200.00	000100	2.0
	6,064.00	000100	4.6	Wtd. Avg. Base & Total Tons	2,200.00		2.0
	6,079.77	000100	16.3	Pinot Blanc	2,500.00	000100	1.8
	6,196.86	025400	4.3		2,900.00	000100	38.6
	6,200.00	000100	23.5		2,900.00	008200	4.8
	6,373.25	000100	6.9		3,000.00	000100	61.7
	6,381.41	021200	9.7	Wtd. Avg. Base & Total Tons	2,950.98		106.9
	6,450.00	020800	9.6	Pinot Gris *	2,000.00	000100	4.4
	6,500.00	000100	8.4		2,129.00	000100	9.9
	6,500.00	011400	2.3		2,150.00	000100	3.8
	6,600.00	000100	6.4		2,200.00	000100	7.1
	6,689.50	000100	14.0		2,570.00	000100	7.5
	7,000.00	000100	17.4		2,600.00	000100	6.9
	7,000.00	004100	12.0	Wtd. Avg. Base & Total Tons	2,625.00	000100	50.2
	7,100.00	000100	2.1		2,479.48		89.8
	7,200.00	020800	12.7	Ribolla Gialla *	2,500.00	000100	1.6
	7,229.44	000100	30.4		4,000.00	000100	2.2
	7,420.00	020800	15.0		4,000.00	008100	11.9
	7,500.00	000100	13.8		4,000.00	009300	5.4
	8,500.00	000100	6.9		4,500.00	000100	4.5
	8,500.00	004100	12.4		4,500.00	008000	1.0
	8,655.15	000100	16.4	Wtd. Avg. Base & Total Tons	4,013.16		26.6
	8,840.00	020800	12.0	Roussanne	3,500.00	000100	3.1
	9,000.00	021200	21.7		3,611.08	000100	4.0
	9,100.00	020800	3.8	Wtd. Avg. Base & Total Tons	3,562.58		7.1
	9,500.00	000100	2.8	Sauvignon Blanc *	200.00	000100	34.9
	10,100.00	000100	7.8		500.00	000100	11.5
	10,300.00	000100	0.4		800.00	000100	5.7
	12,500.00	000100	1.7		900.00	017000	33.9
	13,304.13	000100	19.8		1,000.00	000100	8.9
	17,500.00	000100	18.6		1,500.00	000100	12.1
	52,500.00	000100	9.7		1,500.00	017000	11.5
	60,000.00	000100	7.2		1,797.68	000100	2.0
Wtd. Avg. Base & Total Tons	3,789.99		12,126.2		1,800.00	000100	3.6
Chenin Blanc	2,766.00	000100	4.1		1,925.00	017200	1.7
	2,800.00	000100	2.2		2,000.00	000100	23.2
	3,000.00	000100	12.1		2,000.00	013600	0.2
	3,145.92	000100	17.4		2,000.00	021200	2.3
	3,200.00	000100	3.4		2,300.00	000100	261.2
	3,397.30	000100	2.5		2,387.72	017200	6.5
	3,397.35	017200	7.7	Wtd. Avg. Base & Total Tons	2,397.00	017200	12.7
	3,399.17	000100	3.7		2,400.00	000100	37.7
	3,400.00	000100	1.4		2,400.00	001900	47.0
	3,494.30	000100	7.7		2,400.00	017000	3.2
	3,750.00	013600	1.7		2,400.00	017400	10.8
	3,778.97	000100	23.8		2,432.00	000100	65.1
	4,000.00	000100	3.8		2,461.00	000100	2.1
	4,500.00	000100	0.8	Wtd. Avg. Base & Total Tons	2,500.00	000100	107.9
Wtd. Avg. Base & Total Tons	3,395.77		92.3				
Fiano	2,500.00	000100	1.6				
Wtd. Avg. Base & Total Tons	2,500.00		1.6				
Flora	2,600.00	000100	5.9				
	2,789.46	000100	22.4				
Wtd. Avg. Base & Total Tons	2,749.96		28.3				

**TABLE 8: BASE PRICE PAID TO GROWERS FOR GRAPES CRUSHED AND DELIVERED TO CALIFORNIA PROCESSORS FROM THE 2024 CROP WITH BRIX FACTORS AND PURCHASED TONNAGE, BY TYPE, VARIETY, REPORTING DISTRICT WHERE GROWN, AND WEIGHTED AVERAGE BASE PRICE**

District, Type, and Variety	Base Price	Brix	Tons	District, Type, and Variety	Base Price	Brix	Tons
	Per Ton	Factors			Per Ton	Factors	
	Dollars	Code <sup>1</sup>			Dollars	Code <sup>1</sup>	
<b>DISTRICT 4 (Cont'd)</b>					3,500.00	017000	13.9
Sauvignon Blanc * (Cont'd)	2,500.00	017000	5.9		3,500.00	017400	19.2
	2,500.00	020800	9.5		3,503.52	017000	34.3
	2,510.00	000100	25.7		3,517.02	000100	26.0
	2,550.00	000100	0.5		3,527.57	000100	31.7
	2,555.00	013600	32.6		3,533.00	000100	267.2
	2,555.00	017000	10.9		3,556.52	000100	36.7
	2,600.00	000100	19.4		3,570.00	000100	8.9
	2,731.00	000100	59.0		3,570.00	027800	3.2
	2,750.00	000100	2.3		3,600.00	000100	77.3
	2,800.00	000100	4.5		3,600.00	013400	18.3
	2,800.00	001800	62.8		3,600.00	021200	2.2
	2,850.00	000100	25.9		3,605.00	000100	30.4
	2,900.00	000100	66.3		3,605.00	001900	30.4
	2,920.00	000100	2.2		3,615.41	000100	4.9
	2,925.00	000100	61.5		3,634.00	000100	20.4
	2,925.00	013400	49.6		3,634.45	000100	9.5
	3,000.00	000100	262.7		3,635.00	000100	27.0
	3,000.00	001800	45.7		3,650.00	000100	15.7
	3,000.00	013400	1.9		3,650.00	017000	18.1
	3,000.00	017000	1.5		3,678.30	000100	29.3
	3,000.00	017400	10.2		3,700.00	000100	36.7
	3,018.00	000100	18.7		3,713.00	000100	54.3
	3,030.00	000100	262.8		3,713.00	001700	2.5
	3,060.82	013400	22.4		3,713.15	000100	16.4
	3,071.67	013400	9.0		3,748.50	000100	9.7
	3,087.00	013400	13.9		3,750.00	000100	66.7
	3,100.00	000100	72.1		3,774.51	013600	10.1
	3,100.00	008200	14.3		3,776.88	000100	5.0
	3,100.00	017200	14.3		3,776.88	013100	15.7
	3,147.00	000100	4.7		3,792.58	000100	27.8
	3,147.00	013600	3.3		3,792.62	000100	2.4
	3,147.40	000100	51.1		3,800.00	000100	35.5
	3,150.00	000100	0.3		3,800.00	013400	49.5
	3,150.00	013400	139.0		3,803.00	002000	41.9
	3,153.00	017200	24.1		3,845.35	000100	33.6
	3,160.00	000100	28.6		3,850.00	017200	8.0
	3,160.43	017000	35.5		3,950.00	000100	15.4
	3,160.48	000100	506.0		4,000.00	000100	62.5
	3,160.52	017000	74.1		4,000.00	002200	93.0
	3,164.00	000100	1.1		4,000.00	015300	5.2
	3,164.75	000100	79.0		4,000.00	017100	5.6
	3,188.12	013400	60.8		4,000.00	020800	3.6
	3,200.00	000100	226.3		4,000.00	023500	4.3
	3,200.00	013400	34.0		4,000.71	000100	5.6
	3,229.05	000100	27.4		4,050.32	000100	11.8
	3,247.40	000100	47.5		4,080.00	000100	10.7
	3,250.00	000100	62.1		4,100.00	000100	2.2
	3,300.00	000100	29.1		4,200.00	000100	14.6
	3,319.00	000100	4.1		4,250.00	000100	3.6
	3,335.00	000100	40.6		4,378.00	000100	23.0
	3,352.65	000100	10.5		4,500.00	000100	40.3
	3,384.16	017200	10.2		4,502.00	000100	3.1
	3,400.00	000100	110.4		4,600.00	000100	2.9
	3,400.55	000100	44.0		4,635.00	000100	2.2
	3,400.55	002200	54.8		4,635.00	021000	3.0
	3,413.00	000100	21.0		4,830.00	000100	4.9
	3,426.20	000100	6.7		5,000.00	000100	58.6
	3,427.00	000100	5.6		5,000.00	001940	18.9
	3,427.74	000100	19.8		5,000.00	060517	4.5
	3,428.00	017200	11.0		5,061.89	000100	2.2
	3,432.00	003200	11.8		5,084.00	000100	6.4
	3,455.69	017400	5.1		5,200.00	000100	4.4
	3,462.00	013400	8.0		5,250.00	000100	7.7
	3,462.14	000100	11.6		5,393.29	000100	5.8
	3,462.14	017000	14.9		5,418.82	017400	3.3
	3,476.53	000100	136.0		5,500.00	000100	16.4
	3,476.57	013400	62.2		5,600.00	000100	2.8
	3,477.00	000100	8.8		5,665.00	000100	3.2
	3,481.18	000100	18.2		5,665.00	028200	3.1
	3,500.00	000100	97.2		5,800.00	000100	3.5
	3,500.00	001900	39.4		5,808.58	000100	5.3
	3,500.00	013100	9.0		5,834.95	000100	4.5
	3,500.00	013400	145.6		6,000.00	000100	3.7
	3,500.00	015300	5.0		6,262.56	000100	10.6

**TABLE 8: BASE PRICE PAID TO GROWERS FOR GRAPES CRUSHED AND DELIVERED TO CALIFORNIA PROCESSORS  
FROM THE 2024 CROP WITH BRIX FACTORS AND PURCHASED TONNAGE, BY TYPE, VARIETY, REPORTING DISTRICT  
WHERE GROWN, AND WEIGHTED AVERAGE BASE PRICE**

District, Type, and Variety	Base Price	Brix	Tons	District, Type, and Variety	Base Price	Brix	Tons
	Per Ton	Factors			Per Ton	Factors	
	Dollars	Code <sup>1</sup>			Dollars	Code <sup>1</sup>	
<b>DISTRICT 4 (Cont'd)</b>					4,242.00	000100	6.0
Sauvignon Blanc * (Cont'd)	6,933.40	000100	1.4		4,652.00	000100	1.3
	7,000.00	000100	6.7		5,000.00	000100	7.6
	8,000.00	000100	2.9		5,220.72	004050	3.0
	8,933.00	000100	8.2		6,000.00	000100	2.4
	9,763.00	000100	6.2	Wtd. Avg. Base & Total Tons	3,765.37		100.6
Wtd. Avg. Base & Total Tons	3,264.54		5,887.5				
Sauvignon Gris	3,027.22	000100	32.8	White Riesling *	2,000.00	000100	7.5
	3,200.00	000100	10.6		2,664.00	000100	4.7
Wtd. Avg. Base & Total Tons	3,069.42		43.4		3,675.00	015500	3.0
Sauvignon Vert *	3,673.29	000100	4.9		5,000.00	001050	47.1
Wtd. Avg. Base & Total Tons	3,673.29		4.9	Wtd. Avg. Base & Total Tons	5,000.00	001310	52.7
					4,674.31		115.0
Semillon	2,060.00	000100	3.6	Other White Wine <sup>2</sup>	2,500.00	000100	0.5
	2,450.00	000100	2.9		2,625.00	010900	1.8
	2,550.00	000100	0.5		3,639.04	000100	2.1
	2,825.00	000100	0.5		3,985.07	010900	14.5
	3,000.00	000100	2.2		5,678.31	000100	10.5
	3,030.00	000100	9.9	Wtd. Avg. Base & Total Tons	4,456.56		29.4
	3,200.00	000100	13.8				
	3,300.00	000100	4.5	<b>Wine Grapes (Red)</b>			
	3,388.00	000100	14.0	Aglianico	5,134.66	000100	1.3
	3,500.00	000100	19.8	Wtd. Avg. Base & Total Tons	5,134.66		1.3
	3,605.00	021000	3.2	Aleatico	1,803.10	000100	3.5
	3,605.45	000100	2.1	Wtd. Avg. Base & Total Tons	1,803.10		3.5
	3,700.00	000100	6.7	Alicante Bouschet *	3,800.00	000100	2.0
	3,710.47	000100	3.1	Wtd. Avg. Base & Total Tons	3,800.00		2.0
	3,732.66	000100	0.3	Barbera	3,828.96	000100	1.4
	3,750.00	000100	12.5	Wtd. Avg. Base & Total Tons	3,828.96		1.4
	3,761.85	008100	7.5	Blaufraenkisch *	5,000.00	000100	0.6
	3,766.45	000100	26.6	Wtd. Avg. Base & Total Tons	5,000.00		0.6
	3,800.00	000100	25.3	Cabernet Franc	200.00	000100	15.4
	3,800.00	008100	4.0		400.00	000100	4.2
	3,982.00	000100	6.2		500.00	000100	6.2
	4,000.00	000100	1.5		975.55	024600	8.3
	4,100.00	000100	5.4		1,000.00	000100	14.2
	4,100.00	009000	12.0		1,500.00	000100	1.1
	4,120.00	000100	24.0		2,000.00	000100	31.1
	4,221.14	000100	19.1		2,000.00	020460	0.9
	4,232.40	007800	29.6		2,092.00	000100	1.0
	4,331.00	000100	1.7		2,437.39	023000	25.8
	4,440.70	000100	7.5		2,500.00	000100	2.0
	4,450.00	000100	5.4		3,000.00	000100	9.5
	5,000.00	000100	0.7		3,500.00	000100	6.9
	5,250.00	000100	2.8		4,000.00	000100	10.4
	5,500.00	000100	1.7		4,000.00	014000	10.6
	5,654.63	000100	1.7		4,000.00	020800	0.6
	8,933.00	000100	0.8		4,100.00	010900	3.5
Wtd. Avg. Base & Total Tons	3,844.94		283.1		4,540.09	000100	11.0
Tocai Friulano	3,800.00	017000	10.4		4,660.00	000100	10.9
	4,000.00	000100	1.3		4,700.00	020900	3.2
	4,000.00	017000	3.7		5,000.00	000100	70.3
Wtd. Avg. Base & Total Tons	3,864.94		15.4		5,000.00	029300	1.1
Verdejo	2,841.00	000100	1.0		5,200.00	021200	1.7
Wtd. Avg. Base & Total Tons	2,841.00		1.0		5,500.00	000100	5.1
Vermentino *	2,423.00	000100	3.6		5,500.00	003100	3.4
	2,750.00	000100	1.4		5,500.00	021000	5.3
	4,000.00	000100	3.2		5,513.00	017200	1.0
	4,715.00	000100	3.3		5,593.00	017800	10.9
Wtd. Avg. Base & Total Tons	3,559.33		11.5		5,750.00	000100	3.9
Viognier	3,000.00	000100	3.1		5,838.05	000100	9.7
	3,018.00	021200	10.1		6,000.00	000100	11.2
	3,172.41	000100	25.0		6,500.00	000100	2.9
	3,711.75	000100	0.4		6,750.00	000100	3.2
	3,717.68	000100	32.9		6,913.58	000100	2.1
	4,000.00	000100	1.6		6,977.00	000100	1.7
	4,100.00	000100	3.4		7,000.00	000100	29.1
	4,190.00	000100	1.6		7,343.13	013600	0.7
	4,228.00	000100	2.2		7,426.00	000100	2.0

**TABLE 8: BASE PRICE PAID TO GROWERS FOR GRAPES CRUSHED AND DELIVERED TO CALIFORNIA PROCESSORS FROM THE 2024 CROP WITH BRIX FACTORS AND PURCHASED TONNAGE, BY TYPE, VARIETY, REPORTING DISTRICT WHERE GROWN, AND WEIGHTED AVERAGE BASE PRICE**

District, Type, and Variety	Base Price	Brix	Tons	District, Type, and Variety	Base Price	Brix	Tons
	Per Ton	Factors			Per Ton	Factors	
	Dollars	Code <sup>1</sup>			Dollars	Code <sup>1</sup>	
<b>DISTRICT 4 (Cont'd)</b>					11,250.00	000100	8.9
Cabernet Franc (Cont'd)	7,437.35	000100	1.4		11,304.69	000100	6.9
	7,437.35	021000	1.4		11,464.96	000100	4.0
	7,468.61	000100	5.1		11,500.00	000100	9.6
	7,500.00	000100	36.8		11,500.00	024800	1.5
	7,500.00	017400	2.1		11,513.00	000100	1.3
	7,600.00	000100	15.0		11,692.79	000100	2.1
	7,750.00	000100	11.2		11,695.99	000100	5.0
	7,772.61	000100	3.4		11,698.47	000100	3.0
	7,800.00	000100	9.8		11,743.11	000100	11.8
	7,850.00	000100	29.5		11,768.00	000100	33.4
	7,868.30	000100	5.7		11,850.93	002600	7.7
	7,919.92	000100	2.2		11,965.00	000100	1.8
	8,000.00	000100	3.1		12,000.00	000100	15.6
	8,000.00	017600	8.3		12,000.00	002300	3.1
	8,000.00	026900	5.1		12,000.00	019550	0.1
	8,000.00	027800	2.5		12,000.00	021000	2.2
	8,248.00	000100	13.7		12,000.00	025400	2.2
	8,300.00	000100	5.2		12,000.00	026900	3.1
	8,400.00	000100	18.0		12,000.00	027800	1.9
	8,451.68	000100	25.7		12,006.00	000100	1.3
	8,464.00	000100	2.9		12,009.00	000100	3.1
	8,474.13	000100	4.3		12,061.97	000100	3.4
	8,500.00	000100	10.8		12,177.00	000100	2.5
	8,686.00	013100	7.8		12,198.89	000100	2.9
	8,686.00	025100	6.7		12,199.63	000100	16.8
	8,750.00	025100	5.5		12,227.63	000100	50.3
	8,900.00	000100	4.1		12,288.55	000100	4.1
	9,000.00	000100	31.6		12,304.44	000100	30.8
	9,000.00	003400	1.6		12,359.70	000100	1.7
	9,000.00	017600	1.3		12,404.00	000100	2.5
	9,068.58	000100	0.1		12,500.00	000100	20.1
	9,081.00	000100	9.3		12,500.00	029300	0.3
	9,082.00	000100	26.7		12,600.00	000100	4.6
	9,500.00	000100	11.3		12,625.00	021000	1.2
	9,537.00	000100	2.3		12,700.00	000100	6.1
	9,643.63	000100	0.8		12,700.00	010900	2.1
	9,750.00	000100	13.0		12,750.00	000100	14.5
	9,900.00	000100	27.2		12,750.00	027800	3.1
	9,908.93	000100	2.9		12,756.00	000100	42.6
	9,966.59	000100	0.9		12,792.00	000100	6.4
	9,969.75	028200	1.1		13,000.00	000100	13.5
	10,000.00	000100	20.5		13,250.00	027600	3.0
	10,163.00	000100	24.5		13,279.64	000100	18.9
	10,280.28	024500	22.8		13,290.00	000100	3.2
	10,300.00	021000	4.3		13,290.90	000100	1.3
	10,416.00	000100	8.9		13,300.00	000100	3.6
	10,432.50	000100	3.9		13,500.00	000100	8.3
	10,453.61	000100	1.9		13,500.00	024500	2.4
	10,500.00	000100	6.7		13,505.00	000100	2.7
	10,500.00	027800	21.9		13,745.19	000100	2.4
	10,506.00	024800	6.8		13,819.00	000100	0.1
	10,538.00	000100	5.9		13,922.07	000100	4.7
	10,600.00	000100	3.6		14,000.00	000100	7.3
	10,623.00	000100	6.5		14,000.00	001940	4.1
	10,629.81	000100	27.1		14,000.00	024500	2.7
	10,630.00	000100	12.4		14,174.89	021000	4.5
	10,632.00	000100	3.7		14,250.00	000100	4.8
	10,633.00	000100	0.7		14,593.22	000100	5.9
	10,669.51	000100	4.2		15,000.00	000100	5.3
	10,699.35	000100	4.3		15,500.00	000100	1.8
	10,699.51	000100	3.1		15,577.82	000100	11.9
	10,699.51	014400	2.1		15,746.31	000100	9.1
	10,700.00	000100	0.8		16,000.00	000100	15.7
	10,744.00	000100	15.4		16,079.61	000100	3.6
	10,744.00	024500	12.4		16,500.00	000100	4.2
	10,769.73	000100	4.0		16,974.40	000100	0.5
	10,800.00	000100	6.2		17,500.00	000100	2.1
	10,904.15	023500	4.1		17,630.47	000100	1.1
	10,937.14	000100	10.8		17,733.95	000100	2.5
	11,000.00	000100	23.8		17,939.82	000100	3.8
	11,151.76	000100	4.5		18,000.00	000100	15.8
	11,161.00	000100	4.8		18,085.80	024500	2.5
	11,190.70	025400	3.1		18,256.96	000100	2.1
	11,248.64	000100	3.5		18,470.41	000100	1.1

**TABLE 8: BASE PRICE PAID TO GROWERS FOR GRAPES CRUSHED AND DELIVERED TO CALIFORNIA PROCESSORS FROM THE 2024 CROP WITH BRIX FACTORS AND PURCHASED TONNAGE, BY TYPE, VARIETY, REPORTING DISTRICT WHERE GROWN, AND WEIGHTED AVERAGE BASE PRICE**

District, Type, and Variety	Base Price	Brix	Tons	District, Type, and Variety	Base Price	Brix	Tons
	Per Ton	Factors			Per Ton	Factors	
	Dollars	Code <sup>1</sup>			Dollars	Code <sup>1</sup>	
<b>DISTRICT 4 (Cont'd)</b>					3,000.00	028000	2.0
Cabernet Franc (Cont'd)	18,709.86	024600	1.4		3,030.00	000100	6.9
	19,250.00	000100	27.7		3,200.00	000100	70.6
	20,000.00	000100	20.5		3,250.00	000100	7.4
	20,140.63	000100	10.1		3,500.00	000100	497.7
	20,187.50	000100	0.8		3,500.00	002600	144.0
	21,475.57	000100	6.6		3,500.00	020460	0.8
	22,000.00	000100	4.9		3,573.85	000100	11.4
	22,423.46	000100	9.5		3,750.00	000100	290.7
	23,087.73	000100	0.7		3,870.36	000100	11.8
	23,600.00	000100	0.6		4,000.00	000100	550.5
	25,000.00	000100	23.7		4,000.00	014000	0.8
	30,000.00	000100	2.1		4,000.00	014400	10.7
	32,115.57	000100	5.3		4,000.00	017400	74.8
	32,500.00	000100	8.5		4,000.00	020800	2.4
	35,485.28	027100	8.0		4,200.00	000100	2.0
	39,375.00	000100	0.7		4,250.00	000100	1.3
	43,750.00	000100	0.9		4,300.00	025100	1.1
	47,835.99	027100	2.0		4,375.00	000100	21.2
	50,000.00	000100	7.7		4,389.17	000100	3.4
	52,500.00	000100	6.9		4,500.00	000100	703.0
	56,035.97	027100	1.4		4,500.00	017400	296.1
	56,110.07	027100	10.7		4,500.00	021000	6.7
Wtd. Avg. Base & Total Tons	11,330.24		1,691.5		4,500.00	024800	3.0
					4,517.00	003200	19.2
Cabernet Sauvignon	200.00	000100	178.0		4,590.00	003100	3.1
	304.00	000100	13.2		4,750.00	000100	154.1
	400.00	000100	15.7		4,750.00	017400	42.8
	478.00	000100	14.0		4,800.00	000100	11.8
	500.00	000100	28.0		5,000.00	000100	1,104.9
	500.00	022700	2.2		5,000.00	020460	0.8
	500.79	000100	11.5		5,000.00	020800	1.4
	600.00	000100	0.8		5,000.00	021200	1.2
	600.00	022700	23.4		5,000.00	021500	4.3
	750.00	000100	2.2		5,070.89	000100	141.3
	750.00	021500	12.2		5,200.00	000100	12.2
	750.00	024500	1.5		5,200.00	024800	4.5
	775.00	000100	4.6		5,300.00	000100	8.7
	800.00	000100	26.1		5,400.00	000100	2.1
	1,000.00	000100	292.0		5,445.00	000100	14.6
	1,000.00	017800	103.7		5,480.00	000100	617.2
	1,000.00	021000	2.0		5,480.00	014100	0.5
	1,000.00	025300	35.1		5,500.00	000100	737.6
	1,100.00	021500	22.8		5,500.00	003100	25.8
	1,125.00	000100	80.0		5,500.00	021000	5.3
	1,200.00	000100	285.8		5,513.00	017200	23.3
	1,200.00	024500	1.5		5,593.00	017800	61.2
	1,250.00	000100	180.6		5,600.00	000100	13.0
	1,300.00	000100	47.9		5,665.00	000100	21.0
	1,300.00	022700	197.9		5,700.00	000100	138.3
	1,500.00	000100	952.9		5,750.00	000100	49.8
	1,616.00	000100	8.4		5,750.00	017900	45.5
	1,650.00	000100	3.7		5,750.00	022800	5.4
	1,750.00	000100	25.9		5,800.00	000100	49.9
	1,800.00	000100	0.2		5,911.00	000100	13.0
	1,800.00	002600	13.8		5,913.33	000100	99.7
	1,857.00	000100	151.4		6,000.00	000100	2,727.8
	2,000.00	000100	279.9		6,000.00	003100	16.1
	2,000.00	024800	2.0		6,000.00	017400	2.1
	2,356.12	000100	4.5		6,000.00	021500	5.2
	2,437.39	024600	43.3		6,000.00	023400	3.9
	2,500.00	000100	961.4		6,000.00	025300	1.9
	2,500.00	024500	6.3		6,000.00	027800	3.0
	2,645.63	000100	7.4		6,200.00	000100	95.8
	2,742.00	000100	19.1		6,222.00	000100	208.8
	2,750.00	000100	22.3		6,261.00	021200	6.0
	2,800.00	000100	124.8		6,261.13	023100	6.9
	2,800.00	017900	46.7		6,283.00	000100	31.0
	2,912.00	000100	30.9		6,300.00	000100	100.8
	3,000.00	000100	67.1		6,365.00	000100	8.3
	3,000.00	017000	0.8		6,400.00	000100	8.2
	3,000.00	017400	74.9		6,426.63	003100	10.5
	3,000.00	024500	1.0		6,500.00	000100	659.4
	3,000.00	024800	1.0		6,500.00	003100	9.6
	3,000.00	025100	0.6		6,500.00	017900	46.6

**TABLE 8: BASE PRICE PAID TO GROWERS FOR GRAPES CRUSHED AND DELIVERED TO CALIFORNIA PROCESSORS FROM THE 2024 CROP WITH BRIX FACTORS AND PURCHASED TONNAGE, BY TYPE, VARIETY, REPORTING DISTRICT WHERE GROWN, AND WEIGHTED AVERAGE BASE PRICE**

District, Type, and Variety	Base Price	Brix	Tons	District, Type, and Variety	Base Price	Brix	Tons
	Per Ton	Factors			Per Ton	Factors	
	Dollars	Code <sup>1</sup>			Dollars	Code <sup>1</sup>	
<b>DISTRICT 4 (Cont'd)</b>					7,894.00	000100	94.4
Cabernet Sauvignon (Cont'd)	6,567.53	017900	32.3		7,895.68	000100	16.5
	6,600.00	000100	53.8		7,900.00	000100	145.0
	6,601.30	000100	45.3		7,914.44	024800	127.5
	6,615.00	025000	34.2		7,923.06	000100	40.2
	6,635.68	000100	36.8		7,927.27	000100	0.1
	6,683.17	000100	8.1		7,965.50	026900	183.0
	6,696.00	000100	80.9		7,979.77	000100	234.7
	6,696.60	000100	4.3		8,000.00	000100	466.0
	6,700.00	000100	50.4		8,000.00	017000	5.4
	6,762.60	003100	5.5		8,000.00	021500	2.1
	6,762.60	017900	56.7		8,000.00	024800	23.3
	6,770.00	000100	11.0		8,000.00	025000	141.7
	6,798.00	017900	44.5		8,000.00	025300	12.2
	6,800.00	026900	31.8		8,000.00	026900	8.3
	6,807.52	025000	137.6		8,000.00	028000	5.0
	6,825.00	017900	242.9		8,000.00	029800	1.8
	6,842.81	017900	222.0		8,082.00	000100	4.3
	6,850.00	000100	32.2		8,084.27	000100	20.6
	6,895.85	000100	159.1		8,100.00	000100	0.9
	6,900.00	000100	217.8		8,150.00	024800	42.4
	6,913.58	000100	22.3		8,160.00	000100	14.7
	6,950.00	000100	6.3		8,160.00	017900	245.5
	6,969.82	000100	49.8		8,169.75	000100	46.1
	7,000.00	000100	844.3		8,169.75	024800	272.5
	7,000.00	003100	11.4		8,169.75	026900	22.4
	7,000.00	017900	59.8		8,170.00	000100	21.2
	7,000.00	025100	51.6		8,250.00	000100	20.9
	7,017.00	003200	47.4		8,300.00	000100	4.9
	7,026.58	000100	126.4		8,311.39	000100	6.4
	7,049.22	027800	176.2		8,333.00	000100	66.1
	7,102.73	000100	76.9		8,352.52	000100	1.0
	7,134.88	000100	94.4		8,373.99	026900	13.5
	7,157.62	024500	2.7		8,400.00	000100	75.3
	7,176.88	000100	0.8		8,400.00	024800	10.7
	7,200.00	000100	6.0		8,400.00	026900	17.0
	7,210.00	000100	18.0		8,417.00	000100	3.0
	7,249.00	013600	111.1		8,443.00	000100	75.0
	7,249.00	028100	17.5		8,446.00	000100	11.0
	7,250.00	025000	56.9		8,446.00	028200	1.1
	7,264.22	000100	16.0		8,446.22	000100	13.4
	7,300.00	000100	45.6		8,450.00	000100	37.8
	7,343.13	013600	1.4		8,464.00	000100	4.4
	7,352.64	000100	167.5		8,490.00	000100	43.9
	7,387.00	000100	3.5		8,500.00	000100	185.7
	7,387.43	000100	24.2		8,500.00	017900	21.6
	7,400.00	000100	30.2		8,500.00	021200	4.2
	7,400.00	024800	37.5		8,500.00	021500	6.8
	7,412.96	000100	25.4		8,500.00	024800	19.6
	7,426.30	017900	44.8		8,500.00	025100	8.3
	7,436.00	000100	4.4		8,500.00	025300	1.6
	7,440.48	025100	6.3		8,500.00	026900	8.3
	7,500.00	000100	575.7		8,500.00	027800	7.0
	7,500.00	003100	18.0		8,522.76	000100	17.6
	7,500.00	020800	211.0		8,578.25	000100	23.0
	7,500.00	021000	5.4		8,579.14	000100	6.3
	7,500.00	021200	1.8		8,600.00	000100	160.1
	7,500.00	024500	4.5		8,602.90	024800	9.9
	7,500.00	024800	30.7		8,622.00	000100	47.6
	7,510.40	000100	58.5		8,641.57	000100	51.1
	7,595.47	000100	28.0		8,652.18	000100	12.9
	7,600.00	000100	20.0		8,655.10	000100	5.3
	7,600.00	024800	18.1		8,680.36	024800	94.7
	7,650.00	000100	16.8		8,686.59	000100	55.2
	7,691.53	017900	74.3		8,693.36	000100	149.6
	7,718.00	000100	14.3		8,700.00	000100	55.7
	7,783.58	000100	39.5		8,741.18	017900	53.4
	7,798.00	025300	3.2		8,742.00	000100	42.2
	7,800.00	000100	274.5		8,743.28	000100	30.7
	7,800.00	024800	8.5		8,750.00	000100	5.0
	7,803.00	000100	14.0		8,770.89	000100	25.0
	7,828.00	000100	68.7		8,775.00	000100	39.7
	7,840.00	017800	21.9		8,800.00	000100	31.9
	7,875.00	000100	18.5		8,803.40	000100	95.6
	7,875.00	025300	20.7		8,813.00	000100	17.1

**TABLE 8: BASE PRICE PAID TO GROWERS FOR GRAPES CRUSHED AND DELIVERED TO CALIFORNIA PROCESSORS FROM THE 2024 CROP WITH BRIX FACTORS AND PURCHASED TONNAGE, BY TYPE, VARIETY, REPORTING DISTRICT WHERE GROWN, AND WEIGHTED AVERAGE BASE PRICE**

District, Type, and Variety	Base Price	Brix	Tons	District, Type, and Variety	Base Price	Brix	Tons
	Per Ton	Factors			Per Ton	Factors	
	Dollars	Code <sup>1</sup>			Dollars	Code <sup>1</sup>	
<b>DISTRICT 4 (Cont'd)</b>					9,472.19	000100	13.0
Cabernet Sauvignon (Cont'd)	8,819.00	000100	23.1		9,474.05	000100	15.4
	8,819.37	020800	72.8		9,492.00	000100	6.0
	8,847.00	000100	484.4		9,500.00	000100	360.6
	8,883.97	000100	58.6		9,500.00	017800	4.0
	8,896.98	000100	6.5		9,500.00	023500	7.3
	8,900.00	000100	31.7		9,500.00	024800	6.2
	8,916.81	000100	7.0		9,500.00	025000	319.8
	8,925.00	000100	32.5		9,500.00	025300	4.9
	8,925.00	026900	21.8		9,514.95	000100	29.5
	8,928.00	000100	18.9		9,522.01	000100	1.9
	8,928.80	000100	517.9		9,548.00	000100	1.5
	8,928.80	003100	27.5		9,548.10	000100	9.3
	8,929.00	000100	21.5		9,550.90	017900	68.9
	8,929.80	000100	6.0		9,553.82	000100	27.3
	8,960.00	023500	13.2		9,558.61	000100	52.3
	8,974.00	017200	9.3		9,587.82	000100	5.1
	8,986.78	000100	16.1		9,600.00	000100	10.4
	8,988.81	000100	26.3		9,617.61	000100	5.1
	9,000.00	000100	602.7		9,643.10	000100	58.7
	9,000.00	001900	71.6		9,643.63	000100	11.6
	9,000.00	003010	78.5		9,650.52	000100	8.3
	9,000.00	017900	4.8		9,666.96	000100	2.9
	9,000.00	023000	42.7		9,669.00	000100	3.6
	9,000.00	024800	155.7		9,686.47	000100	21.2
	9,000.00	025000	14.7		9,696.00	024800	5.7
	9,000.00	025100	2.2		9,696.75	000100	43.2
	9,000.00	026900	10.1		9,697.39	000100	11.1
	9,012.19	000100	10.9		9,700.00	000100	10.8
	9,068.58	000100	34.4		9,700.90	000100	6.6
	9,077.77	000100	13.0		9,705.00	000100	2.5
	9,080.28	000100	151.6		9,737.04	000100	8.5
	9,082.00	017900	57.0		9,737.50	000100	12.8
	9,084.53	000100	27.8		9,745.09	000100	4.3
	9,100.00	000100	15.2		9,746.62	000100	14.0
	9,107.83	003100	12.4		9,750.00	000100	110.7
	9,126.00	000100	42.1		9,757.46	002300	45.8
	9,154.46	000100	12.6		9,771.30	000100	13.3
	9,190.80	000100	2.3		9,795.00	000100	18.0
	9,190.97	024800	25.0		9,800.00	021000	7.7
	9,194.00	000100	72.3		9,811.38	000100	29.1
	9,200.00	000100	84.6		9,821.68	000100	290.5
	9,234.88	000100	654.8		9,821.68	024500	17.2
	9,234.88	002600	10.0		9,834.54	000100	11.7
	9,234.88	024800	3.5		9,835.84	000100	7.4
	9,235.00	000100	191.0		9,836.25	000100	9.6
	9,235.00	024500	2.1		9,843.52	014100	3.4
	9,235.09	000100	74.7		9,851.00	000100	7.0
	9,235.40	000100	10.7		9,855.00	000100	8.5
	9,235.52	000100	8.0		9,945.13	000100	25.5
	9,235.61	000100	7.7		9,950.00	000100	74.1
	9,236.00	025100	0.5		9,961.00	000100	5.9
	9,250.00	000100	41.4		9,969.75	028200	4.2
	9,254.88	000100	18.5		9,975.00	000100	50.4
	9,270.00	000100	51.5		9,975.44	024500	14.7
	9,280.28	000100	11.9		9,992.44	003200	33.1
	9,286.23	000100	34.9		10,000.00	000100	488.0
	9,286.83	000100	3.7		10,000.00	002275	44.9
	9,300.00	000100	1.4		10,000.00	003100	34.2
	9,300.13	000100	2.2		10,000.00	021500	4.9
	9,308.00	000100	2.9		10,000.00	024500	14.4
	9,335.92	000100	4.8		10,000.00	024800	14.7
	9,350.00	000100	9.7		10,000.00	025100	13.5
	9,360.00	000100	25.4		10,000.00	026900	25.0
	9,371.25	000100	11.9		10,000.00	027100	20.3
	9,375.24	000100	46.2		10,000.00	027600	1.6
	9,379.81	002600	20.2		10,000.00	027800	35.4
	9,394.00	000100	3.8		10,004.80	017900	71.2
	9,400.00	028800	7.8		10,025.00	000100	3.0
	9,438.89	000100	83.7		10,066.00	000100	3.3
	9,442.48	000100	10.0		10,078.55	000100	17.0
	9,450.00	000100	36.1		10,081.00	000100	11.4
	9,450.00	024500	21.6		10,081.43	025100	2.2
	9,461.00	000100	31.1		10,100.00	000100	4.2
	9,463.19	000100	7.6		10,103.00	000100	5.4

**TABLE 8: BASE PRICE PAID TO GROWERS FOR GRAPES CRUSHED AND DELIVERED TO CALIFORNIA PROCESSORS FROM THE 2024 CROP WITH BRIX FACTORS AND PURCHASED TONNAGE, BY TYPE, VARIETY, REPORTING DISTRICT WHERE GROWN, AND WEIGHTED AVERAGE BASE PRICE**

District, Type, and Variety	Base Price	Brix	Tons	District, Type, and Variety	Base Price	Brix	Tons
	Per Ton	Factors			Per Ton	Factors	
	Dollars	Code <sup>1</sup>			Dollars	Code <sup>1</sup>	
<b>DISTRICT 4 (Cont'd)</b>					10,882.30	000100	67.6
Cabernet Sauvignon (Cont'd)	10,121.00	000100	9.1		10,896.34	000100	30.3
	10,125.00	000100	17.4		10,902.00	000100	18.7
	10,126.20	000100	30.7		10,917.00	024500	48.2
	10,127.93	000100	5.6		10,921.81	000100	9.7
	10,129.58	000100	8.6		10,922.32	000100	15.8
	10,129.58	029125	3.8		10,929.10	000100	7.1
	10,158.27	000100	14.8		10,942.00	021200	2.4
	10,158.50	000100	9.9		10,945.00	000100	59.5
	10,158.94	000100	57.6		10,950.00	000100	8.2
	10,158.94	017600	30.6		10,955.61	000100	1.4
	10,159.16	000100	5.2		10,965.08	000100	9.7
	10,159.17	000100	70.2		10,976.39	000100	55.0
	10,176.22	000100	30.6		10,989.00	000100	78.9
	10,188.27	000100	14.6		11,000.00	000100	267.0
	10,190.74	000100	43.9		11,000.00	025100	5.2
	10,200.00	000100	17.8		11,000.00	025300	10.2
	10,205.00	000100	5.6		11,013.00	000100	10.2
	10,231.67	000100	5.1		11,020.55	000100	26.4
	10,250.00	000100	33.9		11,025.00	000100	35.7
	10,255.10	000100	50.7		11,044.48	000100	21.7
	10,268.00	000100	5.0		11,050.20	000100	956.4
	10,268.12	000100	54.8		11,057.16	000100	4.1
	10,269.37	000100	8.2		11,081.85	000100	11.2
	10,283.53	024600	54.1		11,081.86	000100	55.6
	10,300.00	000100	45.3		11,081.95	014100	21.7
	10,300.00	017900	22.4		11,082.00	000100	19.7
	10,319.00	000100	30.8		11,082.11	000100	9.8
	10,344.08	000100	8.6		11,082.11	017900	49.7
	10,345.20	024800	2.8		11,082.73	000100	40.9
	10,418.59	000100	10.0		11,100.00	000100	108.0
	10,418.63	000100	7.6		11,101.20	000100	2.1
	10,419.17	017900	14.2		11,104.69	000100	3.2
	10,449.34	000100	4.7		11,105.00	025100	5.4
	10,480.00	000100	1.8		11,114.00	000100	4.6
	10,487.39	002300	10.9		11,139.45	000100	12.8
	10,487.39	022700	21.5		11,139.45	017900	31.8
	10,500.00	000100	299.1		11,161.00	000100	27.6
	10,500.00	017900	17.0		11,181.00	000100	237.5
	10,500.00	024500	6.2		11,200.00	000100	4.4
	10,500.00	024800	6.1		11,229.06	000100	7.3
	10,500.00	028000	1.4		11,232.92	000100	3.1
	10,500.00	028700	4.6		11,233.00	000100	8.6
	10,508.04	024500	5.4		11,233.51	000100	21.6
	10,529.51	000100	2.0		11,235.00	000100	7.0
	10,538.00	000100	12.9		11,249.00	000100	8.3
	10,547.00	000100	5.4		11,249.44	000100	3.7
	10,550.00	000100	5.3		11,250.00	000100	3.7
	10,600.00	000100	11.5		11,267.44	000100	2.1
	10,609.00	000100	4.2		11,304.69	000100	44.0
	10,612.08	021500	10.1		11,307.63	017900	19.5
	10,619.45	000100	4.9		11,330.00	000100	32.2
	10,620.11	000100	15.3		11,330.00	028200	5.5
	10,620.25	000100	58.8		11,335.73	000100	24.8
	10,620.35	017900	43.0		11,335.73	025100	6.6
	10,620.95	000100	22.4		11,339.99	000100	18.4
	10,621.00	000100	14.2		11,350.35	000100	305.2
	10,650.00	000100	10.0		11,350.75	000100	26.3
	10,660.00	024500	6.4		11,350.90	000100	2.0
	10,666.48	000100	2.6		11,356.80	000100	2.9
	10,712.70	000100	244.3		11,358.34	000100	32.2
	10,714.56	000100	58.1		11,398.83	000100	7.8
	10,715.00	000100	18.0		11,444.00	000100	4.8
	10,771.36	000100	18.1		11,473.00	000100	1.3
	10,780.00	000100	70.5		11,473.61	070905	5.9
	10,781.00	000100	77.0		11,474.00	000100	15.0
	10,809.00	000100	15.4		11,475.00	027800	11.4
	10,813.11	000100	140.2		11,500.00	000100	217.4
	10,815.00	000100	22.3		11,500.00	024500	9.4
	10,818.90	000100	1.4		11,513.00	000100	30.0
	10,846.00	000100	10.6		11,514.00	000100	1.5
	10,853.00	024500	5.4		11,515.50	000100	4.9
	10,853.30	000100	8.2		11,543.60	000100	6.9
	10,853.30	017900	84.8		11,543.86	017900	284.8
	10,870.11	000100	30.8		11,544.00	000100	13.8

**TABLE 8: BASE PRICE PAID TO GROWERS FOR GRAPES CRUSHED AND DELIVERED TO CALIFORNIA PROCESSORS FROM THE 2024 CROP WITH BRIX FACTORS AND PURCHASED TONNAGE, BY TYPE, VARIETY, REPORTING DISTRICT WHERE GROWN, AND WEIGHTED AVERAGE BASE PRICE**

District, Type, and Variety	Base Price	Brix	Tons	District, Type, and Variety	Base Price	Brix	Tons
	Per Ton	Factors			Per Ton	Factors	
	Dollars	Code <sup>1</sup>			Dollars	Code <sup>1</sup>	
<b>DISTRICT 4 (Cont'd)</b>					12,500.00	014500	1.2
Cabernet Sauvignon (Cont'd)	11,550.00	000100	17.1		12,500.00	017900	22.6
	11,552.95	000100	16.1		12,500.00	024800	6.9
	11,593.00	000100	5.9		12,500.00	025100	8.2
	11,600.00	000100	3.6		12,500.00	029125	6.0
	11,607.00	000100	8.8		12,500.32	000100	11.7
	11,607.44	000100	13.5		12,510.71	017900	12.3
	11,607.44	027800	6.9		12,538.00	000100	66.7
	11,617.10	000100	39.0		12,564.50	000100	11.4
	11,625.87	000100	11.7		12,600.00	000100	5.8
	11,669.90	000100	2.4		12,617.74	000100	24.2
	11,698.47	000100	32.8		12,652.02	000100	12.3
	11,699.76	000100	6.1		12,696.01	000100	148.5
	11,700.00	000100	6.2		12,712.00	004255	8.8
	11,750.00	000100	2.5		12,745.13	000100	77.8
	11,755.00	000100	1.1		12,751.46	067982	3.3
	11,760.00	000100	20.6		12,763.51	024600	0.9
	11,765.91	000100	21.7		12,800.00	017800	0.5
	11,772.73	021200	3.0		12,830.69	000100	22.3
	11,776.63	000100	2.8		12,846.00	000100	3.1
	11,789.15	000100	10.1		12,868.44	000100	1.9
	11,796.00	000100	16.6		12,872.88	000100	32.5
	11,800.00	021500	2.3		12,875.00	000100	8.7
	11,800.00	025450	1.7		12,900.00	000100	13.2
	11,807.82	000100	9.0		12,936.00	024800	2.1
	11,825.00	000100	61.4		12,985.43	000100	12.2
	11,857.16	000100	3.7		13,000.00	000100	276.2
	11,882.05	000100	9.4		13,000.00	003200	31.2
	11,898.89	000100	3.9		13,000.00	021800	4.1
	11,910.00	000100	7.6		13,000.00	023650	6.4
	11,913.46	024500	16.5		13,000.00	024500	7.5
	11,925.50	000100	10.3		13,000.00	026900	28.6
	11,940.52	000100	4.5		13,000.00	027600	2.6
	11,990.00	023100	6.0		13,000.00	027800	3.1
	12,000.00	000100	528.8		13,000.00	028000	10.3
	12,000.00	002300	5.0		13,029.01	000100	11.0
	12,000.00	017600	2.5		13,037.73	000100	72.4
	12,000.00	019550	6.7		13,053.15	000100	3.7
	12,000.00	020600	0.5		13,060.00	000100	10.3
	12,000.00	024800	4.3		13,099.61	000100	5.6
	12,000.00	027800	2.0		13,112.72	017900	8.3
	12,000.00	029125	4.0		13,115.00	000100	13.4
	12,000.00	029300	3.3		13,125.00	000100	19.9
	12,005.00	000100	2.3		13,211.38	000100	8.0
	12,005.62	017900	8.8		13,234.99	000100	10.9
	12,005.62	024500	4.5		13,250.00	000100	13.1
	12,006.00	000100	15.5		13,261.00	000100	7.3
	12,006.29	000100	10.4		13,297.82	000100	4.4
	12,017.00	000100	15.3		13,298.00	024500	5.7
	12,020.00	000100	6.3		13,300.00	000100	7.1
	12,020.10	000100	1.1		13,348.80	014500	2.9
	12,032.10	000100	21.4		13,359.33	000100	10.5
	12,061.97	000100	58.0		13,393.00	000100	4.5
	12,077.00	000100	58.8		13,453.37	070905	2.9
	12,154.14	000100	4.1		13,498.37	070635	5.4
	12,172.38	000100	9.2		13,500.00	000100	77.2
	12,190.52	000100	3.8		13,500.00	017900	8.9
	12,191.01	025400	5.3		13,500.00	023400	3.4
	12,213.00	000100	158.5		13,500.00	024500	8.7
	12,221.00	000100	5.2		13,500.00	024600	13.1
	12,250.00	000100	9.8		13,500.00	025000	7.7
	12,272.72	000100	5.5		13,500.00	028000	5.8
	12,283.36	017600	78.8		13,520.00	000100	16.1
	12,283.36	021000	66.1		13,618.00	000100	7.0
	12,300.55	000100	10.8		13,738.00	000100	1.6
	12,331.21	000100	16.0		13,750.00	000100	2.2
	12,360.00	000100	8.6		13,750.00	002600	2.0
	12,360.00	028200	13.2		13,781.00	000100	57.3
	12,362.40	017900	88.1		13,781.00	003100	15.5
	12,374.75	060930	3.6		13,781.25	000100	31.1
	12,377.43	000100	4.0		13,800.00	000100	3.8
	12,382.80	000100	1.6		13,815.00	000100	18.3
	12,400.00	000100	2.9		13,845.00	027800	4.9
	12,438.00	003400	3.6		13,852.00	003100	10.8
	12,500.00	000100	176.6		13,852.64	000100	6.5

**TABLE 8: BASE PRICE PAID TO GROWERS FOR GRAPES CRUSHED AND DELIVERED TO CALIFORNIA PROCESSORS FROM THE 2024 CROP WITH BRIX FACTORS AND PURCHASED TONNAGE, BY TYPE, VARIETY, REPORTING DISTRICT WHERE GROWN, AND WEIGHTED AVERAGE BASE PRICE**

District, Type, and Variety	Base Price	Brix	Tons	District, Type, and Variety	Base Price	Brix	Tons
	Per Ton	Factors			Per Ton	Factors	
	Dollars	Code <sup>1</sup>			Dollars	Code <sup>1</sup>	
<b>DISTRICT 4 (Cont'd)</b>					15,678.50	024800	2.4
Cabernet Sauvignon (Cont'd)	13,853.42	000100	24.8		15,680.00	025100	4.3
	13,862.72	000100	12.5		15,683.20	000100	4.0
	13,871.00	000100	6.0		15,683.20	070635	8.3
	13,900.00	000100	5.7		15,752.30	000100	8.1
	13,903.00	027600	12.6		15,809.72	000100	4.3
	13,905.00	000100	18.1		15,825.00	000100	10.1
	13,905.00	002600	23.7		15,899.52	070635	8.5
	13,905.00	028100	42.6		15,925.40	000100	9.4
	14,000.00	000100	222.2		16,000.00	000100	182.8
	14,000.00	003100	8.6		16,000.00	024600	2.8
	14,000.00	023500	3.3		16,000.00	027800	6.5
	14,000.00	024500	21.2		16,023.00	000100	5.2
	14,000.00	027600	9.7		16,079.61	000100	17.5
	14,000.00	027800	1.2		16,161.00	000100	68.6
	14,040.00	002600	17.3		16,161.00	023000	2.7
	14,060.00	024800	2.1		16,161.04	000100	14.4
	14,060.80	000100	2.9		16,161.41	000100	4.2
	14,073.41	025100	3.2		16,161.41	017900	10.3
	14,106.71	000100	4.1		16,161.95	000100	5.0
	14,175.00	000100	42.2		16,173.18	000100	6.6
	14,178.68	000100	2.5		16,179.32	003200	52.1
	14,262.00	000100	11.1		16,181.71	000100	190.5
	14,280.00	000100	10.3		16,275.00	000100	1.3
	14,297.00	000100	5.1		16,289.57	000100	6.6
	14,300.00	000100	13.4		16,500.00	000100	54.6
	14,300.00	017800	3.9		16,500.00	029125	3.1
	14,322.15	017900	42.6		16,503.00	000100	15.0
	14,350.00	000100	5.8		16,503.24	000100	4.0
	14,408.00	000100	16.5		16,570.00	023100	1.4
	14,493.20	000100	7.0		16,570.75	000100	22.5
	14,500.00	000100	66.7		16,650.27	000100	4.0
	14,500.00	027560	1.3		16,693.50	000100	7.1
	14,540.00	000100	2.9		16,756.80	000100	2.7
	14,552.00	023500	2.9		16,768.00	000100	5.6
	14,592.26	024800	6.5		16,814.48	000100	15.3
	14,602.00	025000	2.6		17,000.00	000100	34.3
	14,667.08	000100	9.5		17,049.75	000100	17.4
	14,669.55	000100	3.4		17,067.00	000100	27.3
	14,672.00	000100	5.6		17,250.00	000100	4.1
	14,686.48	024600	4.1		17,350.00	000100	6.2
	14,734.63	002600	6.9		17,398.76	017900	11.3
	14,768.00	067981	11.5		17,500.00	000100	39.3
	14,773.00	000100	14.4		17,857.60	027800	3.7
	14,775.00	025300	15.9		17,890.00	000100	13.8
	14,776.98	025100	46.6		17,900.00	000100	11.2
	14,800.00	000100	5.9		17,980.00	000100	18.8
	14,800.20	000100	0.7		18,000.00	000100	371.7
	14,846.00	000100	4.3		18,000.00	002300	79.2
	14,852.60	024500	6.4		18,000.00	023000	7.1
	14,890.00	000100	7.5		18,000.00	024800	4.2
	15,000.00	000100	211.9		18,099.49	000100	5.9
	15,000.00	014100	2.1		18,100.00	000100	8.3
	15,000.00	023500	2.7		18,179.00	000100	6.2
	15,000.00	029125	1.9		18,181.00	000100	6.7
	15,017.95	000100	5.3		18,190.00	000100	51.1
	15,026.27	000100	4.0		18,190.00	027800	5.2
	15,038.00	029125	6.8		18,256.96	000100	15.5
	15,054.38	000100	4.0		18,458.34	000100	7.0
	15,095.00	000100	2.6		18,469.76	000100	9.7
	15,141.00	000100	5.2		18,470.41	000100	5.2
	15,142.40	017900	6.7		18,471.22	000100	3.9
	15,170.00	029500	3.3		18,500.00	000100	10.0
	15,225.00	000100	4.6		18,571.00	000100	6.6
	15,225.00	024500	16.8		18,709.86	024600	4.2
	15,405.95	025100	12.4		18,750.00	000100	12.3
	15,419.50	000100	2.2		18,800.00	000100	6.4
	15,443.82	024500	6.3		18,900.00	000100	6.8
	15,499.00	000100	4.7		19,000.00	000100	6.9
	15,500.00	000100	79.1		19,057.50	000100	2.9
	15,525.00	000100	7.7		19,159.36	000100	19.6
	15,571.52	000100	12.0		19,250.00	000100	78.8
	15,600.00	000100	4.0		19,274.00	000100	26.9
	15,625.40	000100	44.2		19,414.00	000100	41.6
	15,669.77	000100	10.2		19,500.00	000100	6.0

**TABLE 8: BASE PRICE PAID TO GROWERS FOR GRAPES CRUSHED AND DELIVERED TO CALIFORNIA PROCESSORS FROM THE 2024 CROP WITH BRIX FACTORS AND PURCHASED TONNAGE, BY TYPE, VARIETY, REPORTING DISTRICT WHERE GROWN, AND WEIGHTED AVERAGE BASE PRICE**

District, Type, and Variety	Base Price	Brix	Tons	District, Type, and Variety	Base Price	Brix	Tons
	Per Ton	Factors			Per Ton	Factors	
	Dollars	Code <sup>1</sup>			Dollars	Code <sup>1</sup>	
<b>DISTRICT 4 (Cont'd)</b>							
Cabernet Sauvignon (Cont'd)	19,620.00	000100	5.7		34,125.00	000100	4.0
	19,645.00	000100	40.1		35,036.41	000100	3.3
	20,000.00	000100	140.3		35,437.00	000100	1.9
	20,000.00	021200	3.4		36,592.87	027100	4.9
	20,000.00	021800	1.0		37,030.83	000100	1.5
	20,000.00	023500	2.1		37,350.00	000100	5.7
	20,000.00	027800	2.2		37,625.00	000100	4.0
	20,140.63	000100	41.7		38,000.00	000100	8.1
	20,367.86	000100	5.9		39,267.93	000100	8.1
	20,809.25	000100	3.5		39,375.00	000100	37.7
	21,000.00	000100	3.1		42,000.00	000100	8.5
	22,000.00	000100	56.2		42,070.41	000100	1.4
	22,022.00	000100	6.9		43,575.00	000100	11.4
	22,409.59	000100	5.0		43,750.00	000100	21.3
	22,423.46	000100	91.5		44,861.11	000100	1.8
	22,500.00	000100	29.6		47,000.00	000100	13.4
	22,532.51	000100	17.3		48,125.00	000100	6.4
	22,596.00	021200	1.2		49,088.86	000100	16.3
	22,612.00	021200	9.2		50,000.00	000100	91.9
	23,000.00	000100	11.5		50,000.00	027800	5.3
	23,074.84	000100	5.7		52,500.00	000100	81.0
	23,087.73	000100	53.4		60,519.00	000100	9.3
	23,271.95	000100	33.4		61,250.00	027800	3.6
	23,400.00	000100	5.7		69,125.00	027800	5.3
	23,579.00	000100	3.4	Wtd. Avg. Base & Total Tons	9,145.34		45,009.3
	23,600.00	000100	4.2	Carignane	4,474.99	000100	4.5
	23,812.00	000100	259.6	Wtd. Avg. Base & Total Tons	4,474.99		4.5
	24,000.00	000100	1.8	Carmenere	7,343.13	013600	0.3
	24,017.22	029125	5.6	Wtd. Avg. Base & Total Tons	7,343.13		0.3
	24,448.96	000100	72.3	Charbono	3,000.00	000100	4.5
	24,480.00	000100	16.3		3,451.05	000100	17.4
	24,725.00	000100	100.0		3,899.00	000100	2.2
	24,750.00	000100	2.8		3,899.51	000100	9.0
	24,935.00	000100	85.2		3,899.51	014500	2.2
	25,000.00	000100	96.0		3,899.51	025300	2.3
	25,000.00	001750	11.6		3,900.00	000100	2.6
	25,000.00	021500	2.2		4,166.00	000100	15.0
	25,000.00	024500	7.3		4,200.00	001640	8.5
	25,000.00	027600	2.1		4,300.00	000100	24.8
	25,006.97	000100	14.6		4,500.00	000100	18.7
	25,054.30	000100	6.7		4,800.00	000100	9.0
	25,147.00	000100	2.5		5,000.00	000100	3.3
	25,147.80	000100	11.4		5,050.00	000100	2.4
	25,208.78	027100	9.6		5,200.00	000100	4.9
	26,000.00	000100	2.4		5,500.00	000100	5.1
	26,017.57	021500	4.3	Wtd. Avg. Base & Total Tons	4,239.87		131.9
	26,250.00	000100	45.8	Cinsaut *	3,754.00	000100	9.7
	26,250.00	027600	3.8	Wtd. Avg. Base & Total Tons	3,754.00		9.7
	26,442.40	024800	31.2	Counoise	3,000.00	000100	0.2
	26,452.95	000100	6.7	Wtd. Avg. Base & Total Tons	3,000.00		0.2
	27,461.93	027100	12.2	Gamay Noir Au Jus Blanc	2,800.00	000100	2.2
	27,500.00	000100	9.5	Wtd. Avg. Base & Total Tons	2,800.00		2.2
	29,078.00	000100	1.5	Grenache *	2,000.00	000100	6.0
	29,250.00	000100	16.8		2,596.84	000100	11.7
	29,500.00	027800	11.9		3,000.00	000100	6.3
	29,590.00	000100	18.5		3,200.00	000100	3.7
	30,000.00	000100	11.9		3,450.00	017800	3.1
	30,000.00	021200	1.2		3,500.00	000100	1.7
	30,625.00	000100	15.4		3,650.00	000100	0.7
	30,679.68	000100	19.2		3,708.00	000100	8.3
	30,680.00	000100	58.6		3,800.00	000100	11.9
	30,750.00	000100	2.6		3,889.64	000100	9.7
	31,133.00	025300	2.9		4,250.00	000100	25.6
	31,347.52	000100	0.4		4,250.00	024500	1.8
	31,633.22	000100	4.0		4,277.00	000100	3.2
	31,636.64	000100	5.0		4,277.10	000100	10.1
	31,769.80	000100	4.0		4,277.10	014500	0.8
	31,907.20	000100	52.4		4,277.10	028100	2.2
	32,250.00	000100	1.2				
	32,269.20	000100	20.8				
	32,500.00	000100	36.1				
	33,333.00	000100	12.0				
	33,379.49	027100	50.6				
	33,750.00	000100	12.1				

**TABLE 8: BASE PRICE PAID TO GROWERS FOR GRAPES CRUSHED AND DELIVERED TO CALIFORNIA PROCESSORS FROM THE 2024 CROP WITH BRIX FACTORS AND PURCHASED TONNAGE, BY TYPE, VARIETY, REPORTING DISTRICT WHERE GROWN, AND WEIGHTED AVERAGE BASE PRICE**

District, Type, and Variety	Base Price	Brix	Tons	District, Type, and Variety	Base Price	Brix	Tons
	Per Ton	Factors			Per Ton	Factors	
	Dollars	Code <sup>1</sup>			Dollars	Code <sup>1</sup>	
<b>DISTRICT 4 (Cont'd)</b>					7,725.00	028200	2.9
Grenache * (Cont'd)	4,287.00	000100	18.2		7,885.43	000100	2.0
	4,500.00	000100	0.9		7,984.00	000100	3.3
	4,704.81	000100	5.2		8,000.00	000100	19.0
	4,800.00	000100	1.3		8,000.00	027800	2.1
	5,000.00	000100	8.5		8,052.00	000100	2.8
	5,500.00	010900	7.1		8,250.00	000100	1.5
	6,000.00	000100	6.4		8,300.00	000100	0.9
	6,000.00	018050	1.1		8,346.54	000100	2.9
	7,500.00	013600	2.8		8,500.00	000100	9.9
Wtd. Avg. Base & Total Tons	4,122.20		158.3		8,513.88	000100	34.2
					8,664.06	000100	12.2
Lagrein	5,000.00	000100	3.8		8,716.58	000100	7.7
Wtd. Avg. Base & Total Tons	5,000.00		3.8		8,736.46	000100	2.4
					8,768.00	000100	0.4
Malbec	200.00	000100	22.2		8,781.15	000100	13.6
	500.00	000100	9.6		8,824.48	000100	1.8
	500.00	022700	13.9		8,840.00	000100	7.1
	1,650.00	000100	30.1		8,931.91	000100	9.0
	1,750.00	000100	40.1		9,000.00	000100	1.8
	1,800.00	000100	15.8		9,000.00	017600	0.8
	1,850.00	000100	1.7		9,068.58	000100	0.1
	2,000.00	000100	21.2		9,130.00	000100	3.4
	2,500.00	000100	3.4		9,150.05	017600	19.3
	3,000.00	000100	15.4		9,193.60	000100	5.6
	3,500.00	000100	35.2		9,197.23	025400	2.6
	4,000.00	000100	2.8		9,241.88	000100	6.7
	4,300.00	000100	67.4		9,358.87	000100	3.3
	4,500.00	000100	12.4		9,592.84	000100	1.3
	4,500.00	027800	3.8		9,918.00	025450	0.1
	4,660.00	000100	38.6		9,943.79	000100	25.8
	4,700.00	000100	18.5		9,961.02	000100	4.5
	4,800.00	000100	2.0		10,433.47	000100	1.7
	5,000.00	000100	18.7		10,500.00	000100	1.7
	5,335.00	025100	14.1		10,506.00	000100	5.3
	5,445.00	000100	1.1		10,538.00	000100	5.2
	5,500.00	000100	35.9		10,720.00	000100	1.9
	5,800.00	000100	6.2		10,809.00	000100	2.7
	5,830.00	000100	14.5		11,640.00	000100	2.9
	6,000.00	000100	14.4		12,000.00	000100	2.8
	6,000.00	003100	3.5		12,061.97	000100	5.2
	6,200.00	000100	5.0		14,000.00	002650	4.6
	6,245.68	000100	2.0		18,000.00	000100	8.7
	6,300.00	000100	2.5		19,414.00	000100	5.8
	6,500.00	000100	18.0		53,596.61	027100	4.3
	6,500.00	024800	28.7	Wtd. Avg. Base & Total Tons	6,332.43		1,165.3
	6,542.00	000100	54.8				
	6,585.87	024800	12.7	Mencia	2,983.00	017800	2.1
	6,600.00	000100	7.1	Wtd. Avg. Base & Total Tons	2,983.00		2.1
	6,600.00	025000	20.2				
	6,610.00	000100	2.9	Merlot	200.00	000100	41.3
	6,610.44	000100	9.2		500.00	000100	24.6
	6,612.00	000100	8.7		750.00	024500	1.5
	6,612.00	024800	1.0		900.00	000100	80.2
	6,633.00	021000	1.3		950.00	000100	31.1
	6,633.10	000100	22.4		1,000.00	000100	27.9
	6,642.00	000100	4.6		1,200.00	000100	33.5
	6,642.15	000100	4.1		1,400.00	011400	16.0
	6,663.00	000100	8.2		1,500.00	000100	1.4
	6,663.17	000100	6.9		1,553.00	000100	54.5
	6,675.00	000100	12.3		1,750.00	000100	40.2
	6,740.13	000100	51.8		1,850.00	000100	2.9
	6,800.00	000100	4.8		2,000.00	000100	13.9
	6,899.75	000100	2.5		2,020.00	001900	5.8
	6,913.00	000100	5.1		2,500.00	000100	23.8
	7,000.00	000100	9.6		2,700.00	000100	3.9
	7,000.00	002400	36.1		2,800.00	000100	5.0
	7,019.00	024800	1.1		3,000.00	000100	40.2
	7,200.00	000100	4.3		3,000.00	021000	2.0
	7,228.31	000100	2.6		3,000.00	028000	1.4
	7,228.31	024800	65.6		3,200.00	000100	7.5
	7,343.13	013600	1.2		3,225.87	000100	10.2
	7,500.00	000100	5.4		3,300.00	000100	126.2
	7,524.30	000100	4.3		3,300.00	001900	31.6
	7,556.86	000100	12.0		3,500.00	000100	134.5

**TABLE 8: BASE PRICE PAID TO GROWERS FOR GRAPES CRUSHED AND DELIVERED TO CALIFORNIA PROCESSORS FROM THE 2024 CROP WITH BRIX FACTORS AND PURCHASED TONNAGE, BY TYPE, VARIETY, REPORTING DISTRICT WHERE GROWN, AND WEIGHTED AVERAGE BASE PRICE**

District, Type, and Variety	Base Price	Brix	Tons	District, Type, and Variety	Base Price	Brix	Tons
	Per Ton	Factors			Per Ton	Factors	
	Dollars	Code <sup>1</sup>			Dollars	Code <sup>1</sup>	
<b>DISTRICT 4 (Cont'd)</b>					4,716.29	020800	64.6
Merlot (Cont'd)	3,500.00	024800	78.9		4,720.00	000100	16.7
	3,500.00	060930	27.1		4,722.87	000100	22.1
	3,659.70	000100	2.7		4,735.00	000100	9.6
	3,700.00	000100	104.0		4,739.14	000100	39.9
	3,729.00	017800	37.7		4,750.00	000100	23.0
	3,750.00	000100	26.5		4,750.00	002200	17.5
	3,750.00	027800	26.3		4,774.05	000100	28.4
	3,762.00	000100	7.1		4,791.26	000100	83.9
	3,777.00	025100	37.8		4,892.50	000100	53.2
	3,778.30	000100	143.6		4,900.00	000100	7.4
	3,796.00	000100	13.7		4,900.00	025000	100.2
	3,800.00	000100	11.8		4,926.23	000100	1.0
	3,800.00	001900	31.5		5,000.00	000100	296.2
	3,900.00	000100	98.7		5,000.00	002600	17.2
	3,900.00	022800	12.5		5,000.00	021200	2.1
	3,918.00	000100	2.2		5,000.00	024800	60.6
	3,963.75	000100	11.5		5,000.00	026900	23.8
	3,990.00	000100	11.3		5,000.00	027800	4.5
	3,992.63	000100	96.6		5,015.26	000100	9.7
	4,000.00	000100	225.7		5,050.00	000100	1.5
	4,032.31	000100	6.5		5,054.00	000100	3.3
	4,055.00	000100	37.6		5,058.00	000100	99.3
	4,100.00	001900	31.6		5,105.04	025100	4.1
	4,166.15	000100	26.4		5,113.70	000100	3.1
	4,168.70	000100	17.2		5,117.52	000100	72.0
	4,169.00	000100	2.4		5,117.52	024500	6.0
	4,179.03	000100	47.3		5,150.00	021000	5.0
	4,200.00	000100	4.0		5,172.56	000100	4.3
	4,250.00	002600	4.6		5,187.92	000100	6.1
	4,277.44	000100	79.0		5,187.92	017600	15.8
	4,289.00	000100	109.5		5,200.00	000100	4.4
	4,300.00	000100	7.4		5,222.00	021200	16.2
	4,346.32	000100	21.2		5,250.00	000100	7.6
	4,355.40	025000	85.7		5,296.17	000100	21.3
	4,360.00	002600	13.5		5,296.17	025100	2.8
	4,365.60	000100	15.2		5,300.00	000100	13.5
	4,368.08	024800	9.8		5,300.00	002200	10.0
	4,377.50	001900	105.3		5,331.00	000100	7.0
	4,384.13	024800	16.4		5,331.70	000100	22.3
	4,400.00	024800	64.6		5,350.13	000100	13.6
	4,400.00	026900	27.7		5,351.10	000100	16.5
	4,437.46	000100	12.1		5,359.46	000100	2.2
	4,452.00	000100	5.1		5,383.00	000100	15.5
	4,485.71	000100	10.4		5,392.70	000100	19.5
	4,486.05	000100	9.1		5,421.92	000100	41.7
	4,486.91	000100	9.4		5,491.65	000100	37.9
	4,500.00	000100	50.6		5,500.00	000100	116.4
	4,500.00	024800	133.3		5,500.00	003100	5.4
	4,545.00	001900	31.2		5,517.00	000100	1.8
	4,563.05	024800	6.5		5,582.75	000100	3.9
	4,600.00	000100	57.8		5,583.00	000100	6.0
	4,600.00	020800	3.8		5,600.00	000100	13.2
	4,625.74	000100	16.9		5,626.00	000100	11.7
	4,635.00	001900	50.8		5,665.00	000100	20.5
	4,650.00	024800	9.4		5,665.00	010900	5.1
	4,652.00	000100	7.1		5,665.00	028200	4.7
	4,652.00	024800	35.2		5,669.74	000100	1.5
	4,652.29	000100	129.8		5,715.02	000100	13.3
	4,652.29	003100	6.7		5,717.02	021000	3.3
	4,652.54	026900	24.7		5,720.00	000100	6.6
	4,654.00	024800	16.0		5,727.52	000100	9.6
	4,655.00	000100	21.7		5,800.00	000100	5.6
	4,660.00	000100	24.1		5,825.78	000100	29.1
	4,666.76	024800	287.7		5,864.41	000100	7.4
	4,690.33	000100	7.3		5,900.00	000100	2.4
	4,700.00	000100	23.5		5,903.59	000100	95.1
	4,714.60	000100	4.8		5,909.41	000100	18.2
	4,714.71	000100	80.6		5,946.02	024800	11.0
	4,714.71	017800	15.1		5,948.36	010900	3.2
	4,715.00	000100	12.1		5,985.00	000100	4.1
	4,716.00	000100	4.9		6,000.00	000100	93.4
	4,716.17	020800	33.8		6,000.00	002600	5.5
	4,716.29	000100	11.8		6,000.00	024800	32.0
	4,716.29	019000	68.6		6,063.00	000100	4.1

**TABLE 8: BASE PRICE PAID TO GROWERS FOR GRAPES CRUSHED AND DELIVERED TO CALIFORNIA PROCESSORS FROM THE 2024 CROP WITH BRIX FACTORS AND PURCHASED TONNAGE, BY TYPE, VARIETY, REPORTING DISTRICT WHERE GROWN, AND WEIGHTED AVERAGE BASE PRICE**

District, Type, and Variety	Base Price	Brix	Tons	District, Type, and Variety	Base Price	Brix	Tons
	Per Ton	Factors			Per Ton	Factors	
	Dollars	Code <sup>1</sup>			Dollars	Code <sup>1</sup>	
<b>DISTRICT 4 (Cont'd)</b>					21,450.00	000100	2.0
Merlot (Cont'd)	6,063.00	024500	3.8		23,087.73	000100	2.4
	6,131.02	000100	11.8		49,089.23	027100	1.6
	6,131.18	000100	12.7	Wtd. Avg. Base & Total Tons	4,746.38		6,267.7
	6,184.71	000100	22.8				
	6,272.51	000100	3.7	Meunier *	2,587.24	000100	37.5
	6,272.51	017600	8.3		2,600.00	000100	2.5
	6,300.00	000100	8.1		3,300.00	000100	108.7
	6,365.40	000100	2.0	Wtd. Avg. Base & Total Tons	3,108.48		148.7
	6,500.00	000100	44.0				
	6,500.00	001920	68.7	Montepulciano	2,820.00	000100	1.8
	6,500.00	003100	10.5		4,500.00	017800	0.8
	6,500.00	010900	9.9	Wtd. Avg. Base & Total Tons	3,336.92		2.6
	6,500.00	014500	2.1				
	6,533.46	000100	3.6	Mourvedre *	2,983.00	017800	2.6
	6,558.00	000100	13.8		3,000.00	000100	1.3
	6,600.00	000100	16.2		3,500.00	000100	2.4
	6,600.00	025100	9.5		4,452.54	000100	3.6
	6,615.00	000100	4.3	Wtd. Avg. Base & Total Tons	3,644.94		9.9
	6,615.00	025100	3.5				
	6,680.11	000100	9.0	Nebbiolo	4,500.00	017800	0.7
	6,706.00	003400	3.0	Wtd. Avg. Base & Total Tons	4,500.00		0.7
	6,750.00	000100	21.3				
	6,890.30	000100	13.5	Negrette *	3,800.00	000100	0.2
	7,000.00	000100	27.2	Wtd. Avg. Base & Total Tons	3,800.00		0.2
	7,000.00	021200	3.5				
	7,000.00	024800	10.9	Petit Verdot	200.00	000100	21.5
	7,223.00	000100	2.0		500.00	000100	12.0
	7,223.00	026900	10.1		750.00	024500	0.5
	7,343.13	013600	1.1		1,000.00	000100	2.9
	7,367.00	000100	15.8		1,100.00	000100	0.5
	7,454.00	000100	4.3		1,250.00	000100	10.8
	7,500.00	000100	6.6		1,500.00	000100	11.2
	7,655.00	000100	35.8		1,650.00	000100	34.9
	7,850.00	000100	8.8		2,000.00	000100	4.4
	7,864.00	000100	3.1		2,000.00	020460	1.4
	7,872.00	000100	3.3		2,437.39	024600	2.0
	7,876.00	025400	2.5		2,800.00	000100	39.1
	7,896.39	000100	11.2		2,983.00	017800	1.6
	7,952.00	000100	5.8		3,000.00	000100	3.7
	8,000.00	000100	7.4		3,004.55	000100	26.4
	8,101.00	000100	3.7		3,500.00	000100	11.0
	8,140.90	000100	3.9		4,000.00	000100	12.5
	8,288.68	000100	2.2		4,300.00	000100	8.1
	8,500.00	000100	15.6		4,500.00	000100	11.3
	8,500.00	027600	2.2		4,660.00	000100	27.1
	8,575.68	000100	15.3		4,700.00	000100	12.1
	8,815.35	000100	2.0		4,917.27	000100	42.7
	8,827.20	000100	4.3		5,000.00	000100	46.3
	8,828.20	000100	0.5		5,445.00	000100	0.3
	8,933.00	000100	2.4		5,500.00	021000	1.9
	9,000.00	000100	2.4		5,513.00	017200	1.6
	9,000.00	017600	3.6		5,576.59	000100	13.1
	9,325.00	000100	9.1		6,000.00	000100	6.5
	9,429.42	000100	15.7		6,200.00	000100	1.2
	9,500.00	024500	4.6		6,200.00	024800	2.0
	10,000.00	000100	6.5		6,313.00	000100	5.6
	10,000.00	019550	2.8		6,386.00	000100	10.0
	10,500.00	000100	0.9		6,500.00	000100	0.3
	10,809.00	000100	1.0		6,600.00	000100	2.0
	10,965.08	000100	1.3		7,000.00	000100	3.4
	11,000.00	000100	2.6		7,000.00	025300	0.7
	11,500.00	000100	0.7		7,250.00	000100	4.1
	11,701.27	027100	8.7		7,343.13	013600	0.4
	12,061.97	000100	2.6		7,419.00	000100	0.9
	13,000.00	000100	2.8		7,500.00	000100	24.1
	13,331.40	000100	1.7		7,850.00	000100	1.8
	13,486.97	000100	3.8		7,900.00	000100	2.8
	15,000.00	000100	21.3		7,956.75	017600	6.5
	15,732.65	000100	1.9		8,000.00	000100	11.7
	16,000.00	000100	3.3		8,000.00	023500	1.8
	16,000.00	025100	22.3		8,000.00	027800	1.3
	17,000.00	024500	7.5		8,030.00	000100	2.3
	18,000.00	000100	2.2		8,178.59	000100	9.0
	19,195.14	000100	3.5		8,200.00	000100	23.5

**TABLE 8: BASE PRICE PAID TO GROWERS FOR GRAPES CRUSHED AND DELIVERED TO CALIFORNIA PROCESSORS FROM THE 2024 CROP WITH BRIX FACTORS AND PURCHASED TONNAGE, BY TYPE, VARIETY, REPORTING DISTRICT WHERE GROWN, AND WEIGHTED AVERAGE BASE PRICE**

District, Type, and Variety	Base Price	Brix	Tons	District, Type, and Variety	Base Price	Brix	Tons
	Per Ton	Factors			Per Ton	Factors	
	Dollars	Code <sup>1</sup>			Dollars	Code <sup>1</sup>	
<b>DISTRICT 4 (Cont'd)</b>					12,692.00	017800	1.0
Petit Verdot (Cont'd)	8,200.00	025300	1.7		13,238.00	000100	5.9
	8,211.00	000100	39.1		14,000.00	000100	3.4
	8,218.72	000100	6.7		14,000.00	003125	1.9
	8,250.00	000100	2.4		14,250.00	000100	2.5
	8,300.00	000100	26.7		14,500.00	000100	12.1
	8,344.16	000100	7.4		14,850.00	000100	1.8
	8,345.67	000100	2.6		15,000.00	000100	3.0
	8,355.78	000100	19.9		15,399.56	000100	1.8
	8,357.24	003100	2.0		15,472.07	027100	8.5
	8,358.00	025100	0.1		15,500.00	000100	5.8
	8,450.00	000100	7.8		16,324.50	000100	1.5
	8,500.00	000100	5.1		16,367.00	000100	3.1
	8,606.00	000100	4.7		17,250.00	000100	2.1
	8,744.40	000100	5.0		17,908.11	000100	17.9
	8,784.00	000100	1.4		18,000.00	000100	5.6
	8,800.00	000100	2.2		18,181.00	000100	0.5
	8,800.00	024800	4.1		18,534.22	000100	1.7
	8,800.00	026900	1.9		19,250.00	000100	3.3
	8,890.96	000100	10.6		19,414.00	000100	4.6
	9,000.00	000100	25.2		20,140.63	000100	8.2
	9,000.00	003100	44.0		21,260.74	000100	4.0
	9,000.00	025100	13.1		22,000.00	000100	3.1
	9,012.19	000100	2.3		22,312.50	000100	3.2
	9,040.59	000100	3.7		23,087.73	000100	2.0
	9,068.58	000100	0.1		23,600.00	000100	0.2
	9,193.00	000100	3.3		23,668.64	027100	1.8
	9,266.83	000100	5.7		25,000.00	000100	0.5
	9,282.00	017600	39.9		32,500.00	000100	2.3
	9,400.00	000100	6.6	Wtd. Avg. Base & Total Tons	8,118.42		1,159.4
	9,451.52	000100	8.4				
	9,451.53	000100	7.5	Petite Sirah	500.00	000100	11.9
	9,500.00	000100	39.5		800.00	028400	45.8
	9,500.00	024600	6.7		1,000.00	000100	3.1
	9,609.15	000100	14.9		1,500.00	000100	11.0
	9,610.00	000100	1.6		1,896.00	000100	39.8
	9,692.15	000100	15.0		2,000.00	000100	51.4
	9,700.00	000100	4.0		2,500.00	000100	32.1
	9,700.00	014500	2.2		2,615.00	025300	10.3
	9,737.90	000100	6.8		2,700.00	000100	88.5
	9,761.00	000100	18.9		3,000.00	000100	31.8
	9,827.00	000100	0.5		3,090.00	000100	164.7
	9,834.54	000100	3.0		3,200.00	000100	2.3
	9,862.00	000100	5.0		3,285.00	000100	42.5
	9,862.46	000100	2.2		3,351.60	000100	25.1
	9,883.28	000100	8.2		3,500.00	000100	4.4
	10,000.00	000100	1.1		3,600.00	028000	3.3
	10,026.00	000100	3.9		3,800.00	000100	41.2
	10,061.04	000100	6.4		3,900.00	000100	5.9
	10,123.78	000100	7.2		3,900.00	024800	13.0
	10,150.00	000100	2.7		3,937.50	000100	9.0
	10,177.77	000100	1.8		4,000.00	000100	6.1
	10,192.00	000100	13.9		4,200.00	000100	39.0
	10,192.24	000100	5.3		4,224.23	000100	32.6
	10,294.75	000100	6.1		4,250.00	000100	5.7
	10,307.00	000100	5.2		4,298.00	000100	22.2
	10,362.39	025400	2.5		4,343.00	000100	27.6
	10,380.00	000100	3.1		4,364.50	000100	27.6
	10,432.09	000100	13.3		4,370.63	000100	5.7
	10,444.72	000100	10.9		4,400.00	000100	28.7
	10,538.00	000100	2.3		4,423.00	000100	29.0
	10,815.00	000100	1.7		4,424.87	000100	13.7
	10,888.11	000100	0.5		4,452.00	000100	2.0
	10,920.00	024500	1.7		4,452.54	000100	137.1
	10,965.08	000100	1.6		4,452.54	003100	6.5
	11,028.00	000100	6.5		4,452.54	014400	2.7
	11,114.50	000100	2.1		4,452.54	025300	2.1
	11,530.50	000100	7.6		4,469.00	028000	0.7
	11,813.00	000100	4.5		4,469.06	000100	18.6
	11,873.00	000100	3.8		4,471.00	000100	5.4
	12,000.00	000100	0.7		4,475.53	020800	10.7
	12,000.00	019550	0.9		4,480.00	000100	8.3
	12,061.97	000100	4.2		4,488.44	000100	32.0
	12,500.00	000100	1.6		4,500.00	000100	80.7
	12,536.00	025450	0.5		4,500.00	003100	9.2

**TABLE 8: BASE PRICE PAID TO GROWERS FOR GRAPES CRUSHED AND DELIVERED TO CALIFORNIA PROCESSORS FROM THE 2024 CROP WITH BRIX FACTORS AND PURCHASED TONNAGE, BY TYPE, VARIETY, REPORTING DISTRICT WHERE GROWN, AND WEIGHTED AVERAGE BASE PRICE**

District, Type, and Variety	Base Price	Brix	Tons	District, Type, and Variety	Base Price	Brix	Tons
	Per Ton	Factors			Per Ton	Factors	
	Dollars	Code <sup>1</sup>			Dollars	Code <sup>1</sup>	
<b>DISTRICT 4 (Cont'd)</b>					2,846.89	000100	22.1
Petite Sirah (Cont'd)	4,525.74	000100	3.9		2,860.00	000100	109.6
	4,559.33	000100	5.0		2,876.52	000100	28.9
	4,577.00	000100	4.9		2,884.13	000100	11.7
	4,600.00	000100	25.5		2,900.00	000100	7.4
	4,700.00	000100	10.8		2,911.88	000100	4.2
	4,794.00	000100	3.1		2,920.00	021000	4.7
	4,800.00	000100	5.1		2,935.00	000100	10.3
	4,892.50	000100	29.6		2,938.93	000100	6.1
	4,897.79	000100	25.7		2,939.00	000100	32.4
	4,900.00	000100	11.9		2,951.95	000100	140.0
	4,915.97	000100	6.8		3,000.00	000100	38.3
	4,923.00	000100	5.1		3,100.00	000100	33.1
	4,923.03	000100	6.3		3,100.00	024300	8.0
	4,939.03	024500	7.9		3,203.07	000100	28.8
	5,000.00	000100	69.1		3,222.45	000100	15.6
	5,050.00	000100	1.4		3,250.00	000100	43.3
	5,074.00	000100	3.7		3,250.00	011100	0.6
	5,147.00	000100	29.0		3,300.00	000100	34.6
	5,200.00	000100	5.9		3,307.50	000100	103.6
	5,250.00	000100	4.9		3,395.00	000100	3.7
	5,500.00	000100	21.6		3,426.61	000100	36.2
	5,600.00	000100	3.2		3,500.00	000100	180.2
	5,625.00	000100	12.5		3,500.00	013600	3.7
	5,809.78	000100	6.8		3,500.00	017200	3.3
	5,835.00	000100	6.2		3,500.00	017600	5.9
	5,994.42	000100	5.0		3,600.00	021000	2.0
	6,000.00	000100	8.1		3,638.25	000100	10.2
	6,300.00	000100	1.3		3,700.00	000100	15.0
	6,386.43	000100	2.2		3,700.00	007800	19.5
	6,448.00	000100	1.7		3,750.00	000100	31.9
	6,448.00	025100	1.8		3,750.00	017000	5.0
	6,500.00	000100	8.1		3,750.00	021000	13.5
	6,750.00	000100	5.2		3,800.00	000100	13.3
	6,990.00	000100	1.9		3,850.00	000100	8.6
	7,000.00	000100	4.4		3,894.61	000100	17.3
	7,984.00	000100	5.7		3,900.00	000100	5.7
	8,081.93	003200	10.4		3,950.00	000100	3.2
	43,575.00	000100	2.5		3,973.00	000100	5.1
Wtd. Avg. Base & Total Tons	3,983.86		1,565.2		4,160.00	000100	10.4
					4,200.00	000100	18.3
Pinot Noir *	200.00	000100	10.9		4,410.00	000100	3.1
	600.00	000100	37.5		4,725.00	000100	5.3
	900.00	000100	267.9		5,000.00	000100	2.0
	1,500.00	000100	5.8		5,000.00	022900	3.1
	1,906.45	013400	3.2		5,250.00	000100	2.9
	2,000.00	000100	303.5		5,288.00	024500	3.1
	2,000.00	021800	16.0		5,500.00	000100	0.7
	2,100.00	000100	91.1		5,665.00	000100	2.0
	2,199.49	000100	55.3		5,672.00	000100	5.0
	2,200.00	000100	15.6		5,700.00	000100	39.7
	2,300.00	000100	1.9		5,775.00	000100	4.1
	2,362.50	000100	284.1		5,788.13	000100	3.9
	2,373.14	000100	12.0		5,800.00	000100	1.6
	2,407.24	000100	29.9		5,850.00	000100	1.1
	2,425.50	000100	106.1		5,981.97	000100	5.2
	2,443.06	000100	37.6		6,000.00	000100	5.5
	2,496.45	000100	245.9		6,000.00	020900	13.2
	2,496.66	000100	75.0		6,100.00	000100	1.9
	2,500.00	000100	81.8		6,180.00	000100	9.0
	2,600.00	000100	343.0		6,448.33	000100	5.3
	2,600.00	013400	3.3		6,600.00	000100	8.3
	2,608.83	000100	4.7		6,800.00	000100	3.1
	2,665.55	000100	272.3		7,000.00	000100	12.2
	2,675.00	000100	5.7		7,347.33	000100	23.6
	2,700.00	000100	3.9		7,497.00	000100	1.1
	2,725.00	000100	6.0		7,500.00	000750	17.4
	2,730.00	000100	63.5		7,524.56	000100	12.3
	2,750.00	000100	19.2		7,875.00	000100	2.2
	2,778.30	000100	158.8		8,070.79	000100	4.5
	2,796.72	000100	3.6		8,209.33	000100	4.1
	2,800.00	000100	318.1		8,500.00	000100	5.5
	2,800.00	017400	5.5		11,025.00	000100	5.5
	2,836.00	000100	20.6		11,550.00	000100	9.8
	2,837.00	000100	15.9				

**TABLE 8: BASE PRICE PAID TO GROWERS FOR GRAPES CRUSHED AND DELIVERED TO CALIFORNIA PROCESSORS FROM THE 2024 CROP WITH BRIX FACTORS AND PURCHASED TONNAGE, BY TYPE, VARIETY, REPORTING DISTRICT WHERE GROWN, AND WEIGHTED AVERAGE BASE PRICE**

District, Type, and Variety	Base Price	Brix	Tons	District, Type, and Variety	Base Price	Brix	Tons
	Per Ton	Factors			Per Ton	Factors	
	Dollars	Code <sup>1</sup>			Dollars	Code <sup>1</sup>	
<b>DISTRICT 4 (Cont'd)</b>					4,989.00	000100	29.2
Pinot Noir * (Cont'd)	21,549.00	000100	4.1		4,989.27	000100	1.7
	50,000.00	000100	11.2		4,999.00	000100	3.7
Wtd. Avg. Base & Total Tons	2,941.80		4,263.1		5,000.00	000100	21.0
					5,023.44	021000	0.3
Primitivo	4,400.00	000100	1.0		5,042.97	000100	4.9
	4,437.60	000100	6.4		5,043.00	000100	17.3
	4,438.00	000100	4.9		5,092.37	000100	3.1
	4,500.00	000100	36.6		5,135.87	000100	7.9
	5,250.00	000100	1.0		5,250.00	000100	2.5
	5,500.00	000100	7.2		5,500.00	000100	7.3
Wtd. Avg. Base & Total Tons	4,625.16		57.1		5,500.00	024800	17.1
					5,559.72	000100	10.3
Refosco *	3,800.00	000100	1.4		5,800.00	000100	9.0
Wtd. Avg. Base & Total Tons	3,800.00		1.4		5,987.12	027500	26.6
					6,000.00	000100	43.0
Sangiovese *	500.00	000100	10.0		6,302.00	000100	2.0
	1,000.00	000100	1.7		6,419.99	011600	3.1
	4,000.00	000100	1.0		6,506.09	000100	7.1
	4,500.00	017800	1.2		6,600.00	000100	2.0
	4,500.00	024800	4.4		6,631.00	024800	4.0
	4,794.00	000100	1.5		6,720.00	000100	17.1
	5,000.00	000100	14.6		6,814.08	000100	4.5
	5,250.00	000100	5.8		7,000.00	000100	43.6
	5,400.00	000100	9.2		7,016.00	000100	4.5
	5,502.15	000100	8.0		7,030.00	025000	5.3
	5,721.00	000100	2.5		7,086.64	000100	2.8
	5,721.14	000100	59.3		7,100.00	024800	1.1
	5,723.00	000100	0.9		7,280.00	000100	3.2
	5,800.00	000100	3.5		7,445.65	000100	2.3
	6,000.00	000100	2.1		7,563.63	025400	9.8
	6,327.57	000100	30.1		7,592.00	027500	6.1
	6,500.00	000100	19.5		7,783.50	000100	5.1
	7,311.62	000100	5.3		7,952.00	000100	1.2
	7,354.88	024800	3.8		8,097.64	000100	6.8
	7,700.00	000100	14.6		8,288.68	000100	5.8
	17,500.00	000100	5.5		8,500.00	000100	1.3
Wtd. Avg. Base & Total Tons	5,987.46		204.5		9,521.00	000100	5.2
					10,100.00	020800	5.6
Syrah *	1,000.00	000100	1.3		11,646.59	000100	2.5
	1,500.00	000100	3.3		20,000.00	000100	1.5
	2,500.00	000100	2.7		23,379.00	000100	4.0
	2,700.00	000100	12.1	Wtd. Avg. Base & Total Tons	5,191.07		870.8
	2,770.29	000100	14.1				
	3,000.00	000100	12.6	Tempranillo *	500.00	000100	3.3
	3,000.00	017800	1.3		4,000.00	000100	3.4
	3,000.00	021000	0.8		4,300.00	000100	3.9
	3,200.00	000100	0.7		4,500.00	000100	0.6
	3,250.00	000100	9.3		5,071.00	000100	6.5
	3,500.00	000100	11.9		5,346.00	000100	8.5
	3,750.00	017800	5.0		5,948.80	000100	2.5
	4,000.00	000100	30.4		6,240.00	024800	4.4
	4,000.00	020800	2.2		6,361.47	011800	5.9
	4,000.00	024800	4.9		6,584.49	000100	4.8
	4,078.95	000100	65.2	Wtd. Avg. Base & Total Tons	5,127.60		43.8
	4,300.00	000100	72.2				
	4,335.43	000100	11.2	Tinta Cao	4,500.00	000100	0.5
	4,343.00	000100	33.3	Wtd. Avg. Base & Total Tons	4,500.00		0.5
	4,455.00	000100	3.9				
	4,500.00	000100	3.3	Touriga Nacional *	4,500.00	000100	3.9
	4,500.00	010900	1.5	Wtd. Avg. Base & Total Tons	4,500.00		3.9
	4,500.00	011600	2.0				
	4,500.00	028200	0.4	Valdiguie *	1,500.00	000100	5.9
	4,600.00	000100	2.9		1,985.00	000100	1.0
	4,651.30	000100	11.0		2,431.48	000100	6.8
	4,667.96	000100	59.6		2,618.36	000100	14.3
	4,700.00	000100	1.2		3,250.00	000100	10.4
	4,734.63	000100	76.9	Wtd. Avg. Base & Total Tons	2,568.01		38.4
	4,746.26	000100	27.8				
	4,800.00	017800	2.0	Zinfandel	1,000.00	000100	3.0
	4,824.48	000100	0.9		2,000.00	000100	3.6
	4,851.00	016100	2.7		2,200.00	000100	51.1
	4,902.45	000100	9.2		2,350.00	000100	9.7
	4,945.34	000100	4.2		2,500.00	000100	2.5
	4,961.25	000100	4.4		2,983.00	017800	9.0

**TABLE 8: BASE PRICE PAID TO GROWERS FOR GRAPES CRUSHED AND DELIVERED TO CALIFORNIA PROCESSORS FROM THE 2024 CROP WITH BRIX FACTORS AND PURCHASED TONNAGE, BY TYPE, VARIETY, REPORTING DISTRICT WHERE GROWN, AND WEIGHTED AVERAGE BASE PRICE**

District, Type, and Variety	Base Price	Brix	Tons	District, Type, and Variety	Base Price	Brix	Tons
	Per Ton	Factors			Per Ton	Factors	
	Dollars	Code <sup>1</sup>			Dollars	Code <sup>1</sup>	
<b>DISTRICT 4 (Cont'd)</b>							
Zinfandel (Cont'd)	3,000.00	000100	48.0		6,991.31	021200	1.5
	3,200.00	000100	15.7		6,991.31	025100	1.5
	3,423.89	000100	5.3		7,030.40	000100	11.0
	3,500.00	000100	21.9		7,193.90	000100	2.8
	3,789.00	025100	45.5		7,313.00	000100	5.2
	3,800.00	000100	2.1		7,327.50	000100	13.2
	4,000.00	000100	48.2		7,500.00	000100	30.3
	4,043.00	025400	1.1		8,000.00	000100	5.7
	4,148.08	000100	44.7		8,099.00	000100	6.2
	4,200.00	000100	1.7		8,189.00	000100	5.4
	4,213.92	000100	40.3		8,500.00	000100	5.0
	4,222.00	002600	57.9		8,820.00	000100	7.8
	4,250.00	003200	7.6		9,592.54	000100	8.6
	4,255.28	000100	11.9	Wtd. Avg. Base & Total Tons	4,738.78		2,262.6
	4,281.00	000100	3.5	Other Red Wine <sup>2</sup>	4,400.00	000100	1.5
	4,319.27	000100	66.2		4,500.00	000100	1.4
	4,330.00	000100	6.0		4,800.00	000100	0.4
	4,400.00	000100	20.5		4,850.00	027100	10.2
	4,424.62	000100	89.4		5,700.00	000100	1.4
	4,444.00	000100	46.7		6,500.00	000100	6.4
	4,450.00	000100	2.1	Wtd. Avg. Base & Total Tons	5,346.01		21.3
	4,466.00	000100	32.5	<b>DISTRICT 5</b>			
	4,477.72	000100	12.1	<b>Wine Grapes (White)</b>			
	4,500.00	000100	34.8	Albarino *	689.32	000100	189.4
	4,535.00	000100	104.6		1,550.00	000100	2.6
	4,542.00	000100	20.0		1,600.00	000100	4.5
	4,577.78	000100	10.3	Wtd. Avg. Base & Total Tons	721.56		196.5
	4,581.22	000100	2.0	Arneis	1,000.00	000100	1.0
	4,600.00	000100	46.6	Wtd. Avg. Base & Total Tons	1,000.00		1.0
	4,614.17	000100	5.7	Assyrtiko <sup>3</sup>	1,000.00	000100	0.4
	4,645.30	000100	140.8		1,800.00	000100	1.9
	4,646.00	000100	5.7	Wtd. Avg. Base & Total Tons	1,660.87		2.3
	4,646.30	020800	127.3	Chardonnay *	217.00	010900	242.0
	4,661.26	000100	69.0		750.00	000100	488.5
	4,667.87	000100	5.6		936.95	000100	296.0
	4,668.00	000100	15.8		1,200.00	000100	3.0
	4,692.00	000100	16.1		1,350.00	021200	383.5
	4,706.47	000100	84.9		1,600.00	000100	88.7
	4,748.83	000100	20.5		1,700.00	000100	141.7
	4,768.38	000100	134.7		1,750.00	000100	36.4
	4,794.00	000100	14.1		1,803.51	000100	24.3
	4,800.00	000100	22.1		1,825.00	000100	3.0
	4,824.48	000100	5.0	Wtd. Avg. Base & Total Tons	1,003.67		1,707.1
	4,842.02	000100	7.1	Chenin Blanc	425.00	000100	298.5
	4,900.00	000100	55.0		500.00	000100	5.2
	4,900.00	003200	19.0		600.00	000100	100.8
	4,990.53	000100	70.3		600.00	009300	19.0
	5,000.00	000100	25.0		606.73	000100	236.6
	5,000.00	003200	12.5		1,200.00	000100	1.1
	5,050.00	000100	10.3		1,500.00	000100	2.1
	5,100.00	000100	23.6		2,000.00	000100	2.0
	5,100.00	024800	28.6		2,350.00	000100	19.5
	5,109.67	000100	23.6		3,000.00	000100	4.2
	5,127.32	000100	11.2	Wtd. Avg. Base & Total Tons	597.66		689.0
	5,134.66	000100	2.1	French Colombard	2,400.00	000100	7.7
	5,200.00	000100	19.4	Wtd. Avg. Base & Total Tons	2,400.00		7.7
	5,250.00	000100	5.0	Gewurztraminer	217.00	007900	52.9
	5,309.00	000100	2.3		510.00	000100	140.8
	5,400.00	000100	9.7		775.00	000100	10.5
	5,408.31	000100	34.6	Wtd. Avg. Base & Total Tons	1,600.00	000100	0.6
	5,461.58	000100	16.6		451.10		204.8
	5,464.68	000100	4.5	Grenache Blanc *	1,800.00	000100	3.3
	5,500.00	000100	37.3	Wtd. Avg. Base & Total Tons	1,800.00		3.3
	5,512.65	000100	23.2				
	5,625.00	000100	38.9				
	5,700.00	000100	3.2				
	5,750.00	000100	7.0				
	5,938.56	000100	6.0				
	6,200.00	000100	4.6				
	6,386.43	000100	8.3				
	6,500.00	000100	37.2				
	6,517.00	003200	5.1				
	6,700.00	024800	5.6				
	6,851.82	000100	6.2				

**TABLE 8: BASE PRICE PAID TO GROWERS FOR GRAPES CRUSHED AND DELIVERED TO CALIFORNIA PROCESSORS  
FROM THE 2024 CROP WITH BRIX FACTORS AND PURCHASED TONNAGE, BY TYPE, VARIETY, REPORTING DISTRICT  
WHERE GROWN, AND WEIGHTED AVERAGE BASE PRICE**

District, Type, and Variety	Base Price	Brix	Tons	District, Type, and Variety	Base Price	Brix	Tons
	Per Ton	Factors			Per Ton	Factors	
	Dollars	Code <sup>1</sup>			Dollars	Code <sup>1</sup>	
<b>DISTRICT 5 (Cont'd)</b>					2,500.00	000100	47.4
Malvasia Bianca	1,500.00	011100	8.2		2,568.00	000100	4.7
	1,833.00	000100	2.0		2,700.00	000100	31.5
	1,900.00	000100	2.1		2,800.00	000100	22.4
Wtd. Avg. Base & Total Tons	1,622.44		12.3		2,965.14	003100	43.0
					3,000.00	000100	117.4
Muscat Blanc *	1,700.00	000100	19.4		3,500.00	000100	26.9
Wtd. Avg. Base & Total Tons	1,700.00		19.4		4,134.38	000100	25.4
					4,500.00	000100	60.8
Pinot Gris *	500.00	000100	32.7	Wtd. Avg. Base & Total Tons	2,381.84		1,173.8
	500.00	009000	612.8				
	530.00	038213	729.1	Carignane	2,350.00	000100	6.8
	640.00	000100	72.6		2,408.00	000100	14.8
	715.00	038213	451.0	Wtd. Avg. Base & Total Tons	2,389.74		21.6
	1,200.00	000100	2.3				
	1,400.00	000100	60.1	Charbono	1,200.00	000100	7.7
	1,420.00	000100	114.8	Wtd. Avg. Base & Total Tons	1,200.00		7.7
	1,500.00	000100	19.9				
	1,800.00	000100	9.0	Graciano	1,400.00	000100	1.1
Wtd. Avg. Base & Total Tons	652.98		2,104.3	Wtd. Avg. Base & Total Tons	1,400.00		1.1
Sauvignon Blanc *	575.00	000600	490.5	Grenache *	1,200.00	000100	1.0
	1,200.00	000100	1.8		1,500.00	000100	7.4
	1,400.00	000100	289.8		2,150.00	025100	18.5
	1,500.00	000100	23.3		2,163.00	000100	9.4
	1,591.35	000100	58.1		2,500.00	000100	1.2
	1,600.00	000100	78.6		2,600.00	025100	11.5
	1,653.75	000100	58.0		3,000.00	000100	6.6
	1,700.00	000100	107.3	Wtd. Avg. Base & Total Tons	2,250.13		55.6
	1,900.00	000100	7.1				
	2,200.00	000100	333.8	Malbec	1,600.00	000100	13.4
	2,500.00	000100	128.2		1,700.00	000100	14.9
Wtd. Avg. Base & Total Tons	1,452.43		1,576.5		3,000.00	000100	5.7
				Wtd. Avg. Base & Total Tons	1,878.53		34.0
Semillon	2,100.00	013400	13.8				
Wtd. Avg. Base & Total Tons	2,100.00		13.8	Merlot	1,600.00	000100	24.8
					1,700.00	000100	19.9
Verdelho	1,200.00	000100	9.2		1,800.00	000100	24.5
	1,600.00	000100	5.7		1,900.00	000100	60.4
Wtd. Avg. Base & Total Tons	1,353.02		14.9		2,250.00	024800	17.4
					2,525.00	000100	114.5
Vermentino *	1,000.00	000100	1.0	Wtd. Avg. Base & Total Tons	2,143.91		261.5
	1,800.00	000100	0.6				
Wtd. Avg. Base & Total Tons	1,300.00		1.6	Mission *	1,700.00	000100	0.5
				Wtd. Avg. Base & Total Tons	1,700.00		0.5
Viognier	1,200.00	000100	3.4				
Wtd. Avg. Base & Total Tons	1,200.00		3.4	Petit Verdot	1,900.00	000100	108.3
					2,000.00	000100	33.3
White Riesling *	200.00	000100	1.6		3,000.00	000100	17.4
	217.00	009100	270.0	Wtd. Avg. Base & Total Tons	2,041.32		159.0
	1,700.00	000100	17.6				
Wtd. Avg. Base & Total Tons	307.16		289.2	Petite Sirah	100.00	000100	2.0
					1,143.15	026900	135.1
Other White Wine <sup>2</sup>	1,800.00	000100	2.8		1,250.00	000100	222.2
Wtd. Avg. Base & Total Tons	1,800.00		2.8		1,400.00	000100	1.4
					1,500.00	000100	48.4
<b>Wine Grapes (Red)</b>					1,800.00	000100	4.7
Barbera	1,700.00	000100	20.3		1,900.00	000100	10.3
Wtd. Avg. Base & Total Tons	1,700.00		20.3		2,000.00	000100	25.2
					2,100.00	000100	21.2
Cabernet Franc	2,704.00	000100	14.6		2,383.60	000100	48.0
	3,000.00	000100	2.1		2,611.99	003100	12.8
Wtd. Avg. Base & Total Tons	2,741.22		16.7		2,800.00	000100	39.3
					2,805.00	000100	39.5
Cabernet Sauvignon	850.00	000100	50.9		2,909.00	000100	17.6
	1,400.00	000100	0.7		2,965.00	029620	28.3
	1,500.00	000100	4.2		2,987.00	000100	100.2
	1,800.00	000100	4.4		2,999.00	000100	38.8
	1,900.00	000100	251.4		3,000.00	000100	155.9
	2,025.00	000100	144.3		3,316.00	000100	22.6
	2,050.00	000100	151.9		3,500.00	000100	150.3
	2,200.00	000100	19.9		3,524.00	000100	6.7
	2,226.40	000100	22.4		3,544.00	000100	97.6
	2,286.00	000100	3.0				
Wtd. Avg. Base & Total Tons	2,300.00	000100	141.2				

**TABLE 8: BASE PRICE PAID TO GROWERS FOR GRAPES CRUSHED AND DELIVERED TO CALIFORNIA PROCESSORS  
FROM THE 2024 CROP WITH BRIX FACTORS AND PURCHASED TONNAGE, BY TYPE, VARIETY, REPORTING DISTRICT  
WHERE GROWN, AND WEIGHTED AVERAGE BASE PRICE**

District, Type, and Variety	Base Price	Brix	Tons	District, Type, and Variety	Base Price	Brix	Tons
	Per Ton	Factors			Per Ton	Factors	
	Dollars	Code <sup>1</sup>			Dollars	Code <sup>1</sup>	
<b>DISTRICT 5 (Cont'd)</b>				<b>DISTRICT 6</b>			
Petite Sirah (Cont'd)	3,601.00	000100	8.9	<b>Wine Grapes (White)</b>			
	3,620.00	000100	37.3	Albarino *	450.00	001000	17.1
Wtd. Avg. Base & Total Tons	2,475.57		1,274.3		782.74	000100	3.1
					1,800.00	000100	1.5
Pinot Noir *	150.00	000100	23.9		2,000.00	000100	0.3
	400.00	000100	383.9		2,245.00	000100	1.5
	500.00	018100	175.7	Wtd. Avg. Base & Total Tons	714.43		23.5
	530.00	067607	537.2				
	617.00	067606	535.6	Chardonnay *	300.00	000100	201.5
	750.00	000100	2,670.9		450.00	002000	24.7
	846.28	000100	715.7		900.00	019200	3.2
	1,150.00	000100	47.4		1,000.00	000100	85.6
	1,200.00	014400	8.0		1,197.87	000100	35.8
	1,450.00	000100	483.5		1,200.00	000100	46.8
	1,700.00	000100	6.2		1,387.38	000100	14.3
	1,900.00	000100	1.5		1,400.00	000100	7.1
	2,050.00	000100	18.1		1,400.00	020800	183.7
	2,700.00	000100	1.9		1,800.00	000100	2.1
	5,500.00	000100	2.0		1,900.00	000100	3.0
Wtd. Avg. Base & Total Tons	766.43		5,611.5		2,000.00	000100	2.7
					2,000.00	013600	3.6
Primitivo	2,500.00	000100	12.6		2,300.00	000100	4.8
	2,800.00	000100	5.1		2,400.00	017600	8.3
Wtd. Avg. Base & Total Tons	2,586.44		17.7		2,500.00	000100	21.8
					2,500.00	014400	8.3
Rubired *	1,800.00	000100	3.8		2,600.00	000100	1.6
Wtd. Avg. Base & Total Tons	1,800.00		3.8		2,800.00	000100	0.7
					2,800.56	000100	2.5
Sangiovese *	1,700.00	000100	35.8		2,900.00	000100	5.1
	1,909.62	000100	5.5		2,900.00	017200	41.5
	2,500.00	000100	4.4		3,000.00	000100	4.3
Wtd. Avg. Base & Total Tons	1,802.25		45.7		3,100.00	000100	2.0
					3,159.14	000100	1.9
Syrah *	1,400.00	000100	0.6		3,200.00	013800	8.3
	1,500.00	000100	2.2		3,200.00	014400	14.2
	1,800.00	000100	28.7		3,200.00	017200	6.3
	1,900.00	000100	26.0		3,300.00	000100	7.2
	2,000.00	000100	15.9		3,351.28	000100	2.0
	2,271.00	000100	1.5		3,351.29	000100	1.0
	2,525.00	000100	76.1		3,400.00	000100	4.1
	2,600.00	025100	7.6		3,425.00	000100	6.0
Wtd. Avg. Base & Total Tons	2,221.43		158.6		3,500.00	000100	9.4
					3,500.00	008150	1.3
Tannat	250.00	000100	1.4		3,600.00	000100	4.7
	1,500.00	000100	2.9		3,600.00	013800	1.7
	1,550.00	000100	1.4		3,750.00	009100	3.1
	1,800.00	000100	4.0		3,800.00	024500	4.9
Wtd. Avg. Base & Total Tons	1,450.52		9.7		4,000.00	000100	4.0
					5,000.00	000100	2.6
Tempranillo *	1,400.00	000100	14.7		5,500.00	000100	2.1
	1,800.00	000100	1.5		6,500.00	012790	1.5
Wtd. Avg. Base & Total Tons	1,437.04		16.2		6,530.00	000100	2.5
				Wtd. Avg. Base & Total Tons	1,450.02		803.8
Teroldego	1,250.00	000100	72.5	Chenin Blanc	400.00	039708	30.4
Wtd. Avg. Base & Total Tons	1,250.00		72.5		1,700.00	001900	1.1
					4,500.00	000100	0.8
Valdiguie *	1,600.00	000100	0.8	Wtd. Avg. Base & Total Tons	545.82		32.3
	1,700.00	000100	22.1				
	1,800.00	000100	1.9	Fiano	2,000.00	000100	1.0
	1,900.00	000100	3.0	Wtd. Avg. Base & Total Tons	2,000.00		1.0
	1,941.81	000100	9.7				
	2,300.00	000100	16.6	Gewurztraminer	2,000.00	013400	0.3
Wtd. Avg. Base & Total Tons	1,940.58		54.1	Wtd. Avg. Base & Total Tons	2,000.00		0.3
Zinfandel	1,000.00	000100	2.2	Grenache Blanc *	400.00	042790	26.4
	1,400.00	000100	99.5		2,200.00	000100	4.8
	2,149.50	013400	3.0	Wtd. Avg. Base & Total Tons	676.92		31.2
	2,200.00	000100	4.9				
	3,000.00	000100	21.0	Gruener Veltliner	1,933.02	000100	3.4
	3,072.00	000100	41.8		2,000.00	000100	28.2
	4,983.00	000100	73.8		2,000.00	007050	8.2
Wtd. Avg. Base & Total Tons	2,915.85		246.2				

**TABLE 8: BASE PRICE PAID TO GROWERS FOR GRAPES CRUSHED AND DELIVERED TO CALIFORNIA PROCESSORS  
FROM THE 2024 CROP WITH BRIX FACTORS AND PURCHASED TONNAGE, BY TYPE, VARIETY, REPORTING DISTRICT  
WHERE GROWN, AND WEIGHTED AVERAGE BASE PRICE**

District, Type, and Variety	Base Price	Brix	Tons	District, Type, and Variety	Base Price	Brix	Tons
	Per Ton	Factors			Per Ton	Factors	
	Dollars	Code <sup>1</sup>			Dollars	Code <sup>1</sup>	
<b>DISTRICT 6 (Cont'd)</b>				Other White Wine <sup>2</sup>			
Gruner Veltliner (Cont'd)	2,000.00	013600	1.0		1,200.00	000100	34.9
	2,200.00	000100	8.5		2,000.00	000100	0.2
Wtd. Avg. Base & Total Tons	2,029.86		49.3	Wtd. Avg. Base & Total Tons	1,204.56		35.1
<b>Malvasia Bianca</b>				<b>Wine Grapes (Red)</b>			
	1,900.00	000100	9.7	Alicante Bouschet *	600.00	000100	10.1
	2,000.00	000100	5.2		1,100.00	000100	5.8
Wtd. Avg. Base & Total Tons	1,934.90		14.9		1,700.00	064405	1.0
<b>Muscat Blanc *</b>					2,000.00	000100	2.4
	1,200.00	000100	6.1		2,100.00	000100	1.0
Wtd. Avg. Base & Total Tons	1,200.00		6.1	Wtd. Avg. Base & Total Tons	1,036.45		20.3
<b>Palomino *</b>				<b>Barbera</b>			
	2,000.00	000100	4.6		1,000.00	064405	2.1
Wtd. Avg. Base & Total Tons	2,000.00		4.6		1,200.00	013600	0.9
<b>Pinot Blanc</b>					1,300.00	000100	0.5
	2,000.00	000100	3.0		1,500.00	000100	4.8
Wtd. Avg. Base & Total Tons	2,000.00		3.0		2,100.00	000100	3.5
<b>Pinot Gris *</b>					2,200.00	000100	2.2
	1,650.00	000100	4.6		2,750.00	000100	1.1
	1,900.00	000100	2.8		2,850.00	000100	0.8
	2,000.00	000100	5.5	Wtd. Avg. Base & Total Tons	1,794.03		15.9
	2,200.00	000100	4.0	<b>Cabernet Franc</b>			
	2,280.00	024300	2.0		1,000.00	000100	0.1
	2,900.00	000100	2.2		1,200.00	000100	1.6
	3,000.00	000100	1.0		1,300.00	017200	12.8
Wtd. Avg. Base & Total Tons	2,110.86		22.1		1,650.00	024300	1.5
<b>Roussanne</b>					1,900.00	014000	1.1
	2,000.00	000100	1.0		1,900.00	017200	13.3
Wtd. Avg. Base & Total Tons	2,000.00		1.0		2,000.00	000100	9.2
<b>Sauvignon Blanc *</b>					2,200.00	000100	0.5
	250.00	011300	112.3		2,250.00	000100	0.3
	300.00	000100	18.6		2,500.00	000100	5.7
	617.00	039792	198.6		2,700.00	000100	30.7
	1,000.00	000100	30.7		2,775.98	000100	10.0
	1,000.00	024300	2.0		2,800.00	000100	1.0
	1,096.47	000100	0.8		2,900.00	017200	1.5
	1,100.00	000100	70.3		3,000.00	000100	63.2
	1,105.09	000100	14.9		3,000.00	017200	4.1
	1,200.00	000100	50.4		3,000.00	017600	5.3
	1,300.00	000100	4.2		3,600.00	000100	3.3
	1,400.00	000100	6.3		3,600.00	017200	0.6
	1,500.00	000100	2.9		3,600.00	017600	1.1
	1,650.00	000100	6.0		4,000.00	000100	2.0
	1,750.00	013600	12.0		4,000.00	017200	0.8
	1,840.00	000100	1.5		5,000.00	012900	2.5
	2,000.00	000100	16.8		9,350.00	000100	0.4
	2,000.00	007050	11.6	Wtd. Avg. Base & Total Tons	2,688.06		172.6
	2,200.00	000100	7.4	<b>Cabernet Sauvignon</b>			
	2,200.00	013600	1.0		300.00	000100	62.2
	2,300.00	017200	1.8		325.00	000100	142.0
	3,000.00	000100	0.4		615.00	067605	40.3
	4,500.00	000100	1.5		665.00	067603	134.3
	4,500.00	011100	3.3		665.00	067605	190.1
Wtd. Avg. Base & Total Tons	866.60		575.3		1,000.00	000100	0.5
<b>Semillon</b>					1,200.00	000100	0.8
	1,200.00	000100	18.8		1,250.00	000100	14.2
Wtd. Avg. Base & Total Tons	1,200.00		18.8		1,250.00	024800	89.3
<b>Verdejo</b>					1,300.00	000100	39.1
	400.00	038213	25.3		1,450.00	000100	9.9
Wtd. Avg. Base & Total Tons	400.00		25.3		1,500.00	000100	22.4
<b>Verdelho</b>					1,542.36	000100	4.1
	400.00	038213	24.7		1,542.80	000100	24.7
Wtd. Avg. Base & Total Tons	400.00		24.7		1,550.00	000100	1.8
<b>Viognier</b>					1,552.22	000100	2.7
	1,200.00	000100	5.7		1,650.00	024300	1.5
	2,000.00	000100	1.6		1,700.00	000100	253.8
	3,200.00	000100	3.2		1,700.00	013600	2.0
	3,675.00	000100	0.4		1,700.00	017200	9.9
Wtd. Avg. Base & Total Tons	1,995.41		10.9		1,750.00	002600	15.1
<b>White Riesling *</b>					1,816.33	000100	15.2
	1,200.00	000100	2.3		1,900.00	014000	5.0
	2,700.00	010900	1.1		2,000.00	013600	2.0
Wtd. Avg. Base & Total Tons	1,685.29		3.4		2,000.00	017200	3.0
					2,200.00	024800	50.1
					2,300.00	000100	0.9

**TABLE 8: BASE PRICE PAID TO GROWERS FOR GRAPES CRUSHED AND DELIVERED TO CALIFORNIA PROCESSORS  
FROM THE 2024 CROP WITH BRIX FACTORS AND PURCHASED TONNAGE, BY TYPE, VARIETY, REPORTING DISTRICT  
WHERE GROWN, AND WEIGHTED AVERAGE BASE PRICE**

District, Type, and Variety	Base Price	Brix	Tons	District, Type, and Variety	Base Price	Brix	Tons
	Per Ton	Factors			Per Ton	Factors	
	Dollars	Code <sup>1</sup>			Dollars	Code <sup>1</sup>	
<b>DISTRICT 6 (Cont'd)</b>					1,400.00	013600	0.9
Cabernet Sauvignon (Cont'd)	2,500.00	000100	4.7		1,550.00	000100	2.0
	2,750.00	000100	5.4		1,644.97	000100	3.3
	2,750.00	023400	2.4		1,700.00	013600	4.0
	2,800.00	000100	38.8		1,700.00	064405	1.9
	2,800.00	017400	2.3		1,800.00	017200	2.4
	3,000.00	000100	24.5		1,870.00	003200	46.7
	3,100.00	000100	5.9		1,900.00	000100	1.5
	3,200.00	000100	0.4		1,995.34	000100	1.9
	3,200.00	017200	4.3		2,000.00	000100	7.7
	3,300.00	000100	2.7		2,070.00	003200	41.3
	3,500.00	000100	22.4		2,200.00	000100	1.6
	3,600.00	000100	3.0		2,250.00	000100	1.4
	3,700.00	000100	20.9		2,500.00	000100	8.1
	4,000.00	000100	38.3		2,850.00	000100	5.2
	4,000.00	017200	2.6		3,200.00	000100	5.8
	4,000.00	017600	4.8		3,708.00	000100	2.1
	4,100.00	000100	2.2		3,750.00	000100	1.5
	4,100.00	017800	0.7	Wtd. Avg. Base & Total Tons	1,770.61		183.0
	4,200.00	000100	1.5				
	4,500.00	000100	12.5	Malbec	300.00	000100	1.0
	4,750.00	000100	2.1		1,000.00	000100	7.2
	4,900.00	000100	3.9		1,250.00	000100	3.0
	4,900.00	023400	1.9		1,500.00	023400	2.2
	5,000.00	000100	1.6		1,555.71	000100	1.4
	5,500.00	000100	1.4		1,600.00	000100	3.0
	6,500.00	000100	11.2		1,600.00	013600	0.9
	7,250.00	000100	4.6		2,200.00	000100	9.7
	8,500.00	017600	3.4		2,250.00	000100	0.8
	9,350.00	000100	4.9		2,360.70	000100	8.8
Wtd. Avg. Base & Total Tons	1,566.16		1,372.2		2,500.00	000100	1.1
					2,750.00	000100	1.1
Carignane	1,200.00	000100	2.6		2,800.00	000100	1.3
	1,550.00	013100	34.7		2,800.00	017400	2.2
	1,700.00	000100	14.8		2,900.00	000100	10.2
	1,700.00	017200	2.1		3,000.00	000100	6.8
	1,700.00	064405	2.0		3,600.00	000100	0.8
	1,800.00	000100	5.0		4,200.00	000100	2.4
	1,934.00	024300	2.8	Wtd. Avg. Base & Total Tons	2,275.39		63.9
	2,000.00	000100	27.1				
	2,000.00	024800	9.3	Merlot	565.00	067605	81.2
	2,100.00	000100	5.2		665.00	067603	421.4
	2,250.00	000100	2.1		1,000.00	000100	0.7
	2,350.00	020800	3.0		1,000.00	064405	0.4
	2,500.00	000100	40.0		1,150.00	000100	10.4
	2,500.00	013600	2.1		1,200.00	000100	2.0
	2,700.00	000100	7.5		1,231.13	000100	5.4
	2,800.00	000100	10.6		1,300.00	000100	22.7
	2,900.00	000100	12.3		1,300.00	024300	1.0
	3,000.00	000100	5.4		1,400.00	000100	79.4
	3,100.00	000100	6.7		1,500.00	002600	4.8
	3,200.00	017200	1.9		1,700.00	000100	220.3
Wtd. Avg. Base & Total Tons	2,194.96		197.2		1,800.00	001900	0.9
					1,900.00	014000	6.4
Carmenere	1,800.00	000100	0.6		1,900.00	017200	2.2
	2,400.00	000100	1.0		2,000.00	000100	10.3
	2,800.00	000100	1.5		2,000.00	013600	3.8
Wtd. Avg. Base & Total Tons	2,477.42		3.1		2,000.00	024800	39.7
					2,100.00	017000	1.8
Cinsaut *	1,200.00	000100	3.0		2,200.00	000100	7.9
Wtd. Avg. Base & Total Tons	1,200.00		3.0		2,250.00	000100	2.0
					2,400.00	000100	0.9
Dolcetto	3,150.00	000100	3.4		2,400.00	023400	3.1
	3,200.00	000100	3.7		2,600.00	000100	2.0
Wtd. Avg. Base & Total Tons	3,176.06		7.1		2,700.00	000100	22.4
					2,900.00	017200	1.6
Gamay Noir Au Jus Blanc	4,500.00	011100	1.6		3,000.00	000100	4.4
Wtd. Avg. Base & Total Tons	4,500.00		1.6		3,200.00	000100	19.1
					3,600.00	017200	2.8
Grenache *	500.00	000100	4.8		4,300.00	000100	4.4
	600.00	000100	24.6		9,350.00	000100	0.4
	800.00	000100	5.8	Wtd. Avg. Base & Total Tons	1,227.53		985.8
	1,000.00	017400	0.5				
	1,100.00	000100	5.9				
	1,200.00	000100	2.1				

**TABLE 8: BASE PRICE PAID TO GROWERS FOR GRAPES CRUSHED AND DELIVERED TO CALIFORNIA PROCESSORS  
FROM THE 2024 CROP WITH BRIX FACTORS AND PURCHASED TONNAGE, BY TYPE, VARIETY, REPORTING DISTRICT  
WHERE GROWN, AND WEIGHTED AVERAGE BASE PRICE**

District, Type, and Variety	Base Price	Brix	Tons	District, Type, and Variety	Base Price	Brix	Tons
	Per Ton	Factors			Per Ton	Factors	
	Dollars	Code <sup>1</sup>			Dollars	Code <sup>1</sup>	
<b>DISTRICT 6 (Cont'd)</b>					2,300.00	001900	1.0
Montepulciano	1,000.00	000100	6.3		2,300.00	017600	1.5
	1,100.00	010700	20.5		2,400.00	000100	4.3
Wtd. Avg. Base & Total Tons	1,076.49		26.8		2,400.00	023400	1.4
					2,800.00	000100	5.1
Mourvedre *	600.00	000100	43.0	Wtd. Avg. Base & Total Tons	2,994.76	000100	2.3
	700.00	000100	23.5		1,171.96		701.9
	800.00	000100	7.3				
	1,100.00	000100	6.5	Pinot Noir *	475.00	067607	6.0
	1,200.00	024300	0.5		1,000.00	000100	1.7
	1,400.00	000100	13.8		1,000.00	009530	5.2
	1,500.00	000100	0.5		1,500.00	000100	14.0
	1,550.00	024800	12.1		1,938.22	000100	6.7
	1,600.00	013600	0.5		2,000.00	000100	40.7
	1,700.00	000100	21.9		2,000.00	013600	0.5
	1,700.00	064405	2.1		2,300.00	000100	4.8
	1,800.00	000100	4.8		2,500.00	000100	3.0
	1,800.00	023400	0.6		2,500.00	024300	3.0
	2,000.00	000100	20.5		2,700.00	000100	23.8
	2,000.00	021000	4.7		3,000.00	000100	19.3
	2,100.00	000100	5.0		3,100.00	001900	1.2
	2,400.00	000100	14.7		3,117.65	000100	12.4
	2,495.58	000100	1.1		3,150.00	000100	3.5
	2,495.83	000100	1.2		3,200.00	000100	8.1
	2,500.00	000100	2.1		3,400.00	017600	1.9
	2,550.00	000100	26.7		3,500.00	000100	3.3
	2,700.00	000100	1.4		3,500.00	013100	4.2
	2,850.00	000100	9.6		3,500.00	017200	2.9
	3,000.00	000100	10.1		3,600.00	000100	7.1
	3,600.00	000100	3.0		3,600.00	013800	8.1
Wtd. Avg. Base & Total Tons	1,658.85		237.2		3,600.00	017000	2.3
					3,600.00	017200	6.2
Nebbiolo	3,100.00	000100	2.2		3,700.00	000100	2.6
	4,000.00	017600	2.0		3,700.00	017600	6.8
	4,200.00	000100	1.5		3,800.00	000100	12.7
Wtd. Avg. Base & Total Tons	3,705.26		5.7		3,800.00	013800	5.4
					3,900.00	000100	10.1
Petit Verdot	665.00	067603	551.4		3,900.00	017400	6.7
	738.62	000100	4.0		4,000.00	000100	26.4
	2,000.00	000100	5.4		4,000.00	021000	4.4
	2,100.00	017200	1.4		4,100.00	000100	2.6
	2,200.00	000100	0.8		4,200.00	000100	5.7
	2,250.00	000100	0.5		4,200.00	013800	4.0
	2,400.00	000100	0.9		4,200.00	017600	1.1
	2,495.33	000100	1.1		4,250.00	000100	14.7
	2,500.00	000100	0.5		4,300.00	000100	4.7
	2,700.00	000100	18.6		4,314.65	013400	1.8
	3,500.00	000100	0.5		4,400.00	000100	1.8
	4,000.00	000100	1.1		4,400.00	017600	5.4
Wtd. Avg. Base & Total Tons	765.58		586.2		4,500.00	000100	14.2
					4,500.00	013800	2.6
Petite Sirah	350.00	067906	188.5		4,700.00	000100	5.6
	500.00	000100	0.2		5,000.00	000100	6.0
	665.00	067605	142.5		5,000.00	017000	1.8
	800.00	000100	4.7		5,000.00	017600	1.4
	950.00	010700	13.8		5,050.00	000100	6.4
	1,000.00	000100	3.0		5,500.00	000100	11.2
	1,039.49	000100	9.0		6,000.00	000100	10.1
	1,100.00	000100	5.7		6,020.00	000100	2.7
	1,150.00	000100	3.1		6,400.00	011300	5.2
	1,300.00	000100	13.4		6,500.00	000100	3.0
	1,520.62	000100	3.2		8,000.00	000100	24.0
	1,650.00	000100	137.7		8,800.00	000100	5.8
	1,700.00	013600	1.0	Wtd. Avg. Base & Total Tons	3,851.49		406.8
	1,750.00	000100	1.6				
	1,800.00	017200	4.1	Primitivo	800.00	000100	4.4
	1,900.00	014000	4.8		1,000.00	000100	7.1
	1,950.00	000100	0.5		2,000.00	017600	2.0
	2,000.00	000100	2.3		2,063.73	000100	3.4
	2,000.00	017200	0.6	Wtd. Avg. Base & Total Tons	1,280.28		16.9
	2,000.00	064405	2.2				
	2,070.00	003200	108.3	Refosco *	3,100.00	000100	3.1
	2,100.00	000100	32.3	Wtd. Avg. Base & Total Tons	3,100.00		3.1
	2,200.00	000100	2.5				
	2,250.00	000100	1.3				

**TABLE 8: BASE PRICE PAID TO GROWERS FOR GRAPES CRUSHED AND DELIVERED TO CALIFORNIA PROCESSORS  
FROM THE 2024 CROP WITH BRIX FACTORS AND PURCHASED TONNAGE, BY TYPE, VARIETY, REPORTING DISTRICT  
WHERE GROWN, AND WEIGHTED AVERAGE BASE PRICE**

District, Type, and Variety	Base Price	Brix	Tons	District, Type, and Variety	Base Price	Brix	Tons
	Per Ton	Factors			Per Ton	Factors	
	Dollars	Code <sup>1</sup>			Dollars	Code <sup>1</sup>	
<b>DISTRICT 6 (Cont'd)</b>							
Sangiovese *	900.00	000100	7.9		2,190.28	000100	21.0
	1,200.00	000100	3.0		2,200.00	000100	3.4
	2,000.00	000100	0.5		2,400.00	017200	1.5
	2,000.00	017200	1.7		2,500.00	000100	6.3
	2,200.00	000100	4.3		2,600.00	000100	1.9
	2,300.00	000100	1.4		2,750.00	000100	2.1
	2,800.00	000100	2.9		2,800.00	000100	16.7
	2,900.00	017600	1.5		2,900.00	000100	3.4
	3,000.00	000100	3.5		3,000.00	000100	10.8
	4,500.00	000100	1.6	Wtd. Avg. Base & Total Tons	1,281.07		1,013.7
Wtd. Avg. Base & Total Tons	2,048.06		28.3	Other Red Wine <sup>2</sup>	600.00	000100	7.1
Souzao	1,350.00	000100	6.3		1,200.00	000100	9.0
Wtd. Avg. Base & Total Tons	1,350.00		6.3		1,800.00	000100	1.0
					2,000.00	000100	3.0
Syrah *	1,000.00	000100	0.2		3,000.00	000100	2.1
	1,100.00	000100	3.6	Wtd. Avg. Base & Total Tons	1,313.51		22.2
	1,150.00	000100	2.2	<b>DISTRICT 7</b>			
	1,150.00	023400	3.5	<b>Wine Grapes (White)</b>			
	1,200.00	000100	44.9	Albarino *	500.00	024500	20.7
	1,500.00	000100	2.5		1,200.00	000100	51.0
	1,650.00	000100	0.5		1,300.00	017000	23.9
	1,700.00	013600	2.9		1,390.50	000100	88.8
	1,800.00	000100	12.1		1,400.00	017000	57.1
	1,800.00	013600	1.0		1,500.00	024500	61.3
	1,900.00	014000	1.8		1,650.00	000100	27.1
	2,000.00	000100	2.9		1,758.34	000100	6.1
	2,025.52	000100	1.2		1,800.00	000100	17.6
	2,200.00	000100	2.2		1,800.00	013400	6.7
	2,250.00	000100	2.5		1,817.00	007900	12.2
	2,300.00	000100	3.6		1,854.00	017200	5.6
	2,500.00	000100	7.9		1,900.00	000100	5.1
	3,000.00	000100	3.4		2,250.00	000100	16.8
	3,200.00	013800	0.5		3,000.00	000100	2.0
Wtd. Avg. Base & Total Tons	1,605.89		99.4	Wtd. Avg. Base & Total Tons	1,450.76		402.0
Tempranillo *	1,300.00	000100	0.8	Arneis	1,800.00	000100	2.1
	1,350.00	000100	5.3	Wtd. Avg. Base & Total Tons	1,800.00		2.1
	1,700.00	024800	35.4	Assyrtiko <sup>3</sup>	2,450.00	000100	1.9
	3,200.00	013800	0.5	Wtd. Avg. Base & Total Tons	2,450.00		1.9
Wtd. Avg. Base & Total Tons	1,666.07		42.0	Chardonnay *	275.00	000100	745.3
Teroldego	665.00	067605	238.7		325.00	000100	519.1
Wtd. Avg. Base & Total Tons	665.00		238.7		400.00	000100	92.7
Tinta Cao	1,350.00	000100	3.9		450.00	000100	1,175.1
Wtd. Avg. Base & Total Tons	1,350.00		3.9		500.00	000100	990.2
Touriga Nacional *	1,074.64	000100	0.7		500.00	024500	3,239.7
	1,350.00	000100	9.4		517.00	002200	521.1
Wtd. Avg. Base & Total Tons	1,330.92		10.1		600.00	024500	298.5
Zinfandel	600.00	000100	92.4		617.00	002200	115.8
	700.00	000100	25.9		650.00	000100	101.8
	800.00	000100	412.4		675.00	000100	384.8
	800.00	021000	1.5		750.00	000100	507.8
	1,000.00	000100	36.9		750.00	019000	20.8
	1,000.00	064405	2.0		750.00	024500	260.0
	1,100.00	000100	11.7		800.00	000100	2,844.8
	1,110.52	000100	0.8		900.00	024500	277.6
	1,200.00	000100	37.1		962.21	024500	23.8
	1,200.00	024300	0.5		1,000.00	000100	30.1
	1,350.00	017200	0.9		1,042.57	024500	22.4
	1,675.00	024800	39.3		1,071.65	000100	238.2
	1,700.00	024800	23.2		1,125.32	000100	411.8
	1,800.00	000100	1.4		1,131.48	000100	352.1
	1,800.00	013600	0.6		1,131.48	024500	332.3
	1,900.00	014000	21.4		1,150.00	000100	630.7
	1,900.00	027100	98.9		1,150.00	024500	436.0
	2,000.00	000100	32.3		1,193.59	024500	22.3
	2,000.00	017200	5.2		1,200.00	000100	211.9
	2,000.00	032050	3.1		1,210.50	000100	1,266.1
	2,050.00	000100	87.5		1,250.00	000100	2,092.7
	2,100.00	000100	11.6		1,250.00	020900	21.8
					1,250.00	021200	21.3
					1,250.00	024500	119.0

**TABLE 8: BASE PRICE PAID TO GROWERS FOR GRAPES CRUSHED AND DELIVERED TO CALIFORNIA PROCESSORS FROM THE 2024 CROP WITH BRIX FACTORS AND PURCHASED TONNAGE, BY TYPE, VARIETY, REPORTING DISTRICT WHERE GROWN, AND WEIGHTED AVERAGE BASE PRICE**

District, Type, and Variety	Base Price	Brix	Tons	District, Type, and Variety	Base Price	Brix	Tons
	Per Ton	Factors			Per Ton	Factors	
	Dollars	Code <sup>1</sup>			Dollars	Code <sup>1</sup>	
<b>DISTRICT 7 (Cont'd)</b>							
Chardonnay * (Cont'd)	1,252.14	000100	496.1		2,300.00	000100	4.3
	1,269.70	000100	661.0		2,387.03	013100	23.5
	1,270.00	000100	71.4		2,396.36	000100	24.0
	1,270.57	000100	265.3		2,400.00	000100	5.0
	1,275.00	017400	371.9		2,400.00	021200	13.9
	1,278.69	000100	233.2		2,418.00	000100	2.2
	1,278.69	024500	313.5		2,450.00	000100	3.1
	1,300.00	000100	2,552.0		2,500.00	000100	323.8
	1,300.00	012900	221.9		2,500.00	009300	0.6
	1,300.00	024500	919.8		2,550.00	017000	2.8
	1,322.64	019100	531.1		2,609.00	000100	526.4
	1,325.00	000100	59.9		2,650.00	000100	5.5
	1,325.00	017200	169.1		2,700.00	000100	9.1
	1,329.93	000100	134.7		2,700.00	009300	1.5
	1,331.48	000100	366.4		2,750.00	000100	15.9
	1,350.00	000100	735.4		2,768.00	013600	44.4
	1,350.00	024500	380.0		2,800.00	000100	0.8
	1,352.76	000100	41.3		2,800.00	011400	4.0
	1,352.76	019000	189.3		2,850.00	000100	1.5
	1,356.58	000100	242.0		2,900.00	000100	26.0
	1,368.39	021200	240.0		2,950.00	000100	3.1
	1,375.00	000100	92.1		3,000.00	000100	43.8
	1,379.17	000100	95.1		3,000.00	017200	0.4
	1,382.92	000100	539.8		3,060.00	000100	2.5
	1,400.00	000100	416.1		3,200.00	000100	62.0
	1,400.00	020800	183.9		3,200.00	017800	2.0
	1,400.00	024500	286.8		3,400.00	000100	2.0
	1,408.77	024500	142.2		3,750.00	019550	1.7
	1,410.27	019100	735.8		3,800.00	000100	6.5
	1,425.00	000100	91.2		3,900.00	000100	65.7
	1,425.00	024500	311.8		3,900.00	025100	2.9
	1,432.23	024500	869.1		4,000.00	000100	3.2
	1,442.00	000100	512.9		4,400.00	000100	3.0
	1,450.00	000100	480.3		4,500.00	000100	6.2
	1,450.00	007650	5.6		4,600.00	000100	5.1
	1,469.27	000100	62.2		4,600.00	020470	0.9
	1,475.00	000100	527.2		4,700.00	000100	7.2
	1,500.00	000100	885.0		6,500.00	000100	3.4
	1,500.00	010700	20.1	Wtd. Avg. Base & Total Tons	1,228.97		43,513.3
	1,500.00	017000	43.6	Chenin Blanc	1,450.00	000100	3.8
	1,500.00	019100	142.3		1,455.00	000100	86.7
	1,500.00	020800	244.7		1,800.00	010700	1.3
	1,502.57	000100	330.8		2,000.00	017400	5.5
	1,502.69	021200	160.1		2,301.08	000100	6.0
	1,530.00	000100	116.1		2,400.00	000100	3.0
	1,552.65	000100	559.9		2,450.00	000100	2.3
	1,600.00	000100	2,696.0		2,450.00	012900	3.5
	1,600.00	009000	9.9		2,500.00	000100	4.4
	1,600.00	020800	3.4		2,500.00	008100	2.2
	1,635.00	000100	41.1		2,600.00	000100	54.3
	1,650.00	000100	22.0		2,650.00	000100	1.1
	1,700.00	000100	345.5		2,661.58	000100	2.2
	1,725.00	000100	89.1		2,750.00	000100	2.6
	1,750.00	000100	18.0		3,000.00	000100	3.2
	1,750.00	017200	8.3		3,250.00	010900	1.3
	1,800.00	000100	1,435.5		3,400.00	000100	3.4
	1,800.00	017200	1.0	Wtd. Avg. Base & Total Tons	4,200.00	000100	0.8
	1,800.00	021200	33.1		2,039.23		187.6
	1,825.00	000100	116.5	Clairette Blanche	1,100.00	000100	28.6
	1,850.00	000100	24.6	Wtd. Avg. Base & Total Tons	1,100.00		28.6
	1,854.00	000100	18.5	Falaghina Greco	2,200.00	000100	0.9
	1,900.00	000100	206.9		2,500.00	000100	1.0
	1,950.00	000100	1,365.9		2,850.00	008100	0.7
	1,975.00	000100	25.3		3,500.00	000100	2.6
	2,000.00	000100	153.9	Wtd. Avg. Base & Total Tons	2,995.19		5.2
	2,000.00	007050	40.1	Gewurztraminer	625.00	000100	858.3
	2,000.00	013800	1.3		675.00	040490	678.3
	2,000.00	017200	1.0		700.00	000100	41.2
	2,000.00	024300	1.8		750.00	000100	89.6
	2,015.71	017000	4.9		800.00	000100	121.8
	2,100.00	000100	1.0		1,250.00	000100	19.9
	2,150.00	000100	44.8				
	2,200.00	000100	114.6				
	2,250.00	000100	51.8				

**TABLE 8: BASE PRICE PAID TO GROWERS FOR GRAPES CRUSHED AND DELIVERED TO CALIFORNIA PROCESSORS  
FROM THE 2024 CROP WITH BRIX FACTORS AND PURCHASED TONNAGE, BY TYPE, VARIETY, REPORTING DISTRICT  
WHERE GROWN, AND WEIGHTED AVERAGE BASE PRICE**

District, Type, and Variety	Base Price	Brix	Tons	District, Type, and Variety	Base Price	Brix	Tons
	Per Ton	Factors			Per Ton	Factors	
	Dollars	Code <sup>1</sup>			Dollars	Code <sup>1</sup>	
<b>DISTRICT 7 (Cont'd)</b>					2,100.00	000100	2.6
Gewurztraminer (Cont'd)	1,300.00	000100	33.7		2,750.00	000100	2.0
	1,500.00	000100	122.0	Wtd. Avg. Base & Total Tons	1,330.87		412.6
	1,500.00	017200	9.2				
	1,800.00	000100	6.0	Pinot Gris *	500.00	024500	67.7
	2,150.00	000100	9.4		600.00	000100	494.6
	4,000.00	000100	2.5		700.00	000100	162.2
Wtd. Avg. Base & Total Tons	750.17		1,991.9		750.00	000100	105.3
					767.00	001000	843.1
Gray Riesling *	1,500.00	008100	0.5		840.00	000100	80.4
Wtd. Avg. Base & Total Tons	1,500.00		0.5		1,000.00	000100	86.5
					1,000.00	017000	274.0
Grenache Blanc *	1,100.00	000100	53.6		1,000.00	021000	181.6
	1,400.00	013400	0.4		1,050.00	017000	188.8
	1,500.00	000100	139.2		1,061.44	000100	244.6
	1,800.00	000100	4.2		1,061.44	017000	728.0
	1,900.00	000100	6.0		1,087.80	015700	300.2
	2,000.00	000100	4.0		1,100.00	000100	533.1
	3,240.00	000100	1.9		1,129.88	000100	427.2
	3,240.00	019550	1.4		1,200.00	000100	123.6
Wtd. Avg. Base & Total Tons	1,452.17		210.7		1,200.00	024500	229.8
					1,250.00	000100	126.9
Grenache Gris *	1,300.00	000100	31.1		1,275.00	000100	169.5
Wtd. Avg. Base & Total Tons	1,300.00		31.1		1,275.00	017000	74.4
					1,278.11	000100	13.2
Gruner Veltliner	1,150.00	017000	247.9		1,285.00	000100	23.1
	1,200.00	000100	14.6		1,300.00	000100	537.4
	1,250.00	024500	84.4		1,350.00	000100	20.8
	1,600.00	007600	5.0		1,386.88	017200	293.4
Wtd. Avg. Base & Total Tons	1,182.45		351.9		1,450.00	000100	37.5
					1,500.00	010900	5.5
Malvasia Bianca	800.00	000100	47.2		1,600.00	021000	1.0
	900.00	000100	21.8		1,700.00	000100	2.9
	1,300.00	000100	3.0		1,796.54	000100	22.5
	1,545.00	000100	32.2		1,800.00	021000	2.3
Wtd. Avg. Base & Total Tons	1,065.54		104.2		2,000.00	000100	4.7
					2,300.00	000100	3.4
Marsanne	1,950.00	000100	7.8		3,200.00	000100	2.0
	1,960.57	000100	10.0	Wtd. Avg. Base & Total Tons	1,032.08		6,411.2
	3,750.00	011300	1.7				
Wtd. Avg. Base & Total Tons	2,112.34		19.5	Roussanne	1,920.19	000100	17.1
					1,950.00	000100	8.9
Melon	1,800.00	000100	16.3	Wtd. Avg. Base & Total Tons	1,930.39		26.0
	2,900.00	000100	6.2				
	3,000.00	000100	4.3	Sauvignon Blanc *	300.00	011300	14.5
	3,000.00	019550	0.8		500.00	011300	21.4
Wtd. Avg. Base & Total Tons	2,268.84		27.6		600.00	000100	470.1
					617.00	001800	71.4
Muscat Blanc *	1,200.00	000100	142.2		650.00	011300	50.1
	1,400.00	000100	1.1		700.00	000100	37.3
	2,200.00	000100	1.1		800.00	017200	96.4
Wtd. Avg. Base & Total Tons	1,209.14		144.4		840.00	000100	237.1
					1,100.00	000100	582.0
Muscat Orange	1,800.00	017200	2.1		1,150.00	000100	180.9
	3,100.00	000100	0.9		1,191.75	000100	62.9
Wtd. Avg. Base & Total Tons	2,190.00		3.0		1,200.00	000100	81.0
					1,200.00	015700	280.6
Picpoul Blanc	1,100.00	000100	42.5		1,210.50	000100	202.3
	1,200.00	000100	32.5		1,250.00	000100	23.3
	1,400.00	013400	0.1		1,250.00	013400	601.2
	2,750.00	000100	0.7		1,275.00	000100	42.5
Wtd. Avg. Base & Total Tons	1,158.51		75.8		1,284.36	015700	135.2
					1,300.00	000100	203.5
Pinot Blanc	1,200.00	000100	121.1		1,330.54	000100	193.6
	1,200.00	013100	4.7		1,350.00	000100	118.5
	1,210.50	000100	41.8		1,350.00	017200	70.7
	1,300.00	000100	90.4		1,358.87	000100	277.0
	1,308.61	000100	17.3		1,375.00	019100	163.5
	1,322.86	000100	62.9		1,400.00	013100	35.8
	1,406.50	000100	22.2		1,400.00	017000	81.0
	1,600.00	000100	2.7		1,400.00	021000	10.5
	1,650.00	000100	20.9		1,425.00	000100	280.2
Wtd. Avg. Base & Total Tons	1,800.00	000100	24.0		1,442.00	000100	255.2
					1,450.00	017000	70.6
					1,450.00	017200	8.4

**TABLE 8: BASE PRICE PAID TO GROWERS FOR GRAPES CRUSHED AND DELIVERED TO CALIFORNIA PROCESSORS FROM THE 2024 CROP WITH BRIX FACTORS AND PURCHASED TONNAGE, BY TYPE, VARIETY, REPORTING DISTRICT WHERE GROWN, AND WEIGHTED AVERAGE BASE PRICE**

District, Type, and Variety	Base Price	Brix	Tons	District, Type, and Variety	Base Price	Brix	Tons
	Per Ton	Factors			Per Ton	Factors	
	Dollars	Code <sup>1</sup>			Dollars	Code <sup>1</sup>	
<b>DISTRICT 7 (Cont'd)</b>					1,750.00	010700	5.5
Sauvignon Blanc * (Cont'd)	1,468.65	019100	104.8		1,800.00	000100	16.6
	1,475.00	013100	21.3		1,800.00	011100	10.1
	1,479.00	017200	74.3		2,000.00	000100	11.9
	1,500.00	000100	232.1		2,200.00	000100	1.0
	1,600.00	000100	10.7		2,400.00	000100	7.2
	1,650.21	000100	32.1	Wtd. Avg. Base & Total Tons	1,039.35		1,517.0
	1,725.00	013100	96.8				
	1,748.76	000100	6.4	Other White Wine <sup>2</sup>	1,600.00	000100	0.5
	1,800.00	000100	206.5		2,000.00	000100	3.6
	1,800.00	013400	36.8		3,000.00	000100	1.4
	1,802.41	000100	10.1		3,250.00	000100	3.1
	1,806.62	000100	25.4	Wtd. Avg. Base & Total Tons	2,590.12		8.6
	1,850.00	000100	5.7				
	1,900.00	000100	7.4	<b>Wine Grapes (Red)</b>			
	1,990.00	017000	2.1	Barbera	2,500.00	000100	3.8
	2,000.00	013600	4.9		2,850.00	000100	2.7
	2,000.00	017300	1.2	Wtd. Avg. Base & Total Tons	2,645.38		6.5
	2,400.00	000100	4.3				
	2,600.00	000100	7.7	Cabernet Franc	1,600.00	000100	12.5
	2,609.00	000100	41.4		2,100.00	000100	1.1
	2,750.00	000100	33.0		2,380.95	000100	0.4
	2,850.00	000100	4.0		2,500.00	000100	0.6
	3,000.00	000100	1.0		2,609.00	000100	26.5
	3,200.00	010700	2.9		2,700.00	000100	1.3
	3,500.00	000100	2.5		2,900.00	000100	10.7
Wtd. Avg. Base & Total Tons	1,250.67		5,934.1		3,400.00	000100	8.3
					4,000.00	000100	5.0
Sauvignon Gris	1,850.00	000100	3.4	Wtd. Avg. Base & Total Tons	2,660.56		66.4
Wtd. Avg. Base & Total Tons	1,850.00		3.4				
Semillon	1,800.00	000100	10.1	Cabernet Sauvignon	350.00	024500	628.2
	2,000.00	000100	3.7		425.00	000100	359.2
Wtd. Avg. Base & Total Tons	1,853.62		13.8		600.00	024500	477.8
					900.00	000100	41.1
Verdejo	2,750.00	000100	3.2		1,000.00	000100	0.9
Wtd. Avg. Base & Total Tons	2,750.00		3.2		1,117.00	025100	63.7
					1,250.00	000100	1,553.8
Verdelho	1,800.00	000100	1.0		1,300.00	000100	218.0
Wtd. Avg. Base & Total Tons	1,800.00		1.0		1,300.00	025100	186.6
					1,368.99	000100	481.9
Vermentino *	1,100.00	000100	30.8		1,370.00	026800	52.3
	1,800.00	000100	4.7		1,370.79	000100	50.5
	1,800.00	013400	3.5		1,400.00	000100	2.7
Wtd. Avg. Base & Total Tons	1,247.18		39.0		1,400.00	017000	0.5
					1,410.15	000100	504.1
Viognier	1,100.00	000100	3.0		1,500.00	000100	424.3
	1,200.00	000100	9.0		1,500.00	021000	9.4
	1,854.00	000100	4.2		1,500.00	024500	0.3
	1,950.00	000100	3.6		1,500.00	024800	0.8
	2,055.47	000100	19.6		1,504.00	027800	217.4
	2,100.00	000100	0.2		1,515.00	000100	70.6
	2,200.00	000100	4.2		1,518.61	025100	322.3
	2,399.41	000100	2.1		1,531.95	000100	114.5
	2,609.00	000100	3.5		1,545.00	000100	230.6
	3,200.00	000100	2.2		1,600.00	000100	309.6
	3,500.00	000100	1.1		1,600.00	024800	236.3
	4,933.13	000100	5.1		1,650.00	025100	137.8
Wtd. Avg. Base & Total Tons	2,244.37		58.0		1,675.00	000100	218.0
					1,700.00	000100	3.0
White Riesling *	600.00	000100	168.2		1,750.00	024500	150.2
	775.00	000100	145.7		1,775.00	000100	10.1
	900.00	000100	353.0		1,820.00	027800	201.9
	975.00	000100	146.4		1,910.17	027100	306.9
	1,000.00	000100	66.9		2,000.00	000100	256.8
	1,100.00	000100	31.1		2,200.00	000100	103.6
	1,100.00	012900	94.6		2,250.00	000100	8.3
	1,200.00	013100	4.5		2,500.00	000100	4.1
	1,200.00	024500	221.3		2,609.00	000100	606.6
	1,300.00	000100	56.8		2,625.00	000100	22.8
	1,400.00	000100	153.1		2,750.00	000100	0.2
	1,500.00	000100	9.0		3,000.00	000100	2.0
	1,600.00	000100	3.3		3,100.00	000100	24.9
	1,700.00	000100	10.8		3,289.90	000100	6.5
					3,400.00	000100	15.6
					3,500.00	000100	3.0

**TABLE 8: BASE PRICE PAID TO GROWERS FOR GRAPES CRUSHED AND DELIVERED TO CALIFORNIA PROCESSORS FROM THE 2024 CROP WITH BRIX FACTORS AND PURCHASED TONNAGE, BY TYPE, VARIETY, REPORTING DISTRICT WHERE GROWN, AND WEIGHTED AVERAGE BASE PRICE**

District, Type, and Variety	Base Price	Brix	Tons	District, Type, and Variety	Base Price	Brix	Tons
	Per Ton	Factors			Per Ton	Factors	
	Dollars	Code <sup>1</sup>			Dollars	Code <sup>1</sup>	
<b>DISTRICT 7 (Cont'd)</b>					6,514.18	000100	6.2
Cabernet Sauvignon (Cont'd)	4,800.00	000100	3.6		7,000.00	000100	1.7
Wtd. Avg. Base & Total Tons	6,810.00	000100	4.3	Wtd. Avg. Base & Total Tons	1,440.99		1,712.3
	1,410.03		8,647.6				
Carignane	2,000.00	000100	2.6	Malbec	1,000.00	021200	1.7
	2,200.00	000100	2.9		1,300.00	000100	92.5
Wtd. Avg. Base & Total Tons	2,750.00	000100	0.2		1,400.00	024500	0.1
	2,128.07		5.7		1,450.00	000100	392.1
Cinsaut *					1,450.23	000100	0.5
	885.00	000100	112.6		1,472.03	000100	131.0
	1,200.00	000100	24.1		1,485.46	000100	488.2
	1,400.00	000100	4.9		1,489.95	000100	267.1
	1,700.00	000100	3.4		1,500.00	000100	140.5
	1,800.00	000100	9.4		1,500.00	021000	12.4
	1,800.00	021000	7.4		1,910.17	000100	83.7
	2,417.00	013100	31.6		2,609.00	000100	107.5
Wtd. Avg. Base & Total Tons	1,281.43		193.4		2,900.00	000100	5.1
					3,504.55	000100	1.6
Counoise	2,250.00	000100	0.6	Wtd. Avg. Base & Total Tons	3,800.00	000100	4.0
Wtd. Avg. Base & Total Tons	2,250.00		0.6		1,569.83		1,728.0
Dornfelder	1,500.00	021000	8.8	Mencia	2,750.00	000100	2.6
	2,400.00	021200	3.9	Wtd. Avg. Base & Total Tons	2,750.00		2.6
Wtd. Avg. Base & Total Tons	1,776.38		12.7	Merlot	600.00	024500	39.4
Gamay Noir Au Jus Blanc	2,000.00	021000	2.9		1,100.00	000100	563.4
	2,400.00	000100	1.5		1,112.94	000100	302.7
	3,000.00	000100	2.9		1,112.94	020800	407.3
	3,500.00	000100	3.0		1,136.66	000100	294.1
	4,200.00	000100	1.0		1,136.66	017000	399.7
Wtd. Avg. Base & Total Tons	2,902.65		11.3		1,222.92	000100	311.0
					1,300.00	000100	618.5
Graciano	7,000.00	000100	0.3		1,300.00	012900	192.2
Wtd. Avg. Base & Total Tons	7,000.00		0.3		1,340.00	027800	27.9
Grenache *	1,000.00	000100	2.8		1,450.00	000100	31.4
	1,100.00	000100	21.0		1,963.00	000100	86.6
	1,103.65	022800	477.8		2,000.00	000100	0.5
	1,200.00	000100	244.1		2,250.00	000100	4.9
	1,250.00	000100	42.6		2,281.00	000100	25.8
	1,300.00	000100	94.0		2,600.00	000100	4.1
	1,350.00	000100	43.2		2,609.00	000100	92.0
	1,400.00	000100	226.7		2,727.98	000100	0.8
	1,400.00	024500	0.2		2,850.00	000100	2.9
	1,436.89	020800	20.1	Wtd. Avg. Base & Total Tons	3,400.00	000100	4.3
	1,442.62	000100	23.8		1,248.27		3,409.5
	1,471.40	000100	30.6	Montepulciano	3,000.00	000100	1.1
	1,550.00	000100	79.9	Wtd. Avg. Base & Total Tons	3,000.00		1.1
	1,700.00	000100	4.9	Mourvedre *	1,000.00	000100	2.8
	1,700.00	024500	114.7		1,400.00	020800	0.1
	1,800.00	024500	0.5		1,700.00	000100	5.5
	1,850.00	000100	154.5		1,750.00	000100	2.8
	1,950.00	000100	5.0		1,850.00	000100	12.1
	2,000.00	000100	28.6		2,100.00	000100	5.0
	2,000.00	013600	4.8		2,250.00	000100	3.7
	2,000.00	021000	5.7		2,500.00	000100	8.5
	2,000.00	023400	1.0		2,500.00	025300	1.7
	2,046.49	000100	15.2		2,501.82	000100	2.0
	2,200.00	000100	0.8		3,000.00	000100	24.3
	2,250.00	000100	2.3		3,200.00	000100	3.3
	2,300.00	000100	22.3		3,500.00	000100	1.2
	2,500.00	000100	1.4		4,200.00	000100	10.6
	2,500.00	025300	1.3		7,000.00	000100	1.4
	2,609.00	000100	4.9	Wtd. Avg. Base & Total Tons	2,716.28		85.0
	2,750.00	000100	13.3	Nebbiolo	2,850.00	000100	0.1
	2,850.00	000100	1.8	Wtd. Avg. Base & Total Tons	2,850.00		0.1
	3,000.00	000100	1.8	Negrette *	2,000.00	017600	0.7
	3,000.00	017900	0.4		3,000.00	000100	4.2
	3,400.00	000100	2.0	Wtd. Avg. Base & Total Tons	2,857.14		4.9
	3,500.00	019550	2.1				
	3,800.00	000100	1.8				
	4,050.00	000100	1.6				
	4,200.00	000100	2.5				
	4,300.00	000100	2.4				

**TABLE 8: BASE PRICE PAID TO GROWERS FOR GRAPES CRUSHED AND DELIVERED TO CALIFORNIA PROCESSORS FROM THE 2024 CROP WITH BRIX FACTORS AND PURCHASED TONNAGE, BY TYPE, VARIETY, REPORTING DISTRICT WHERE GROWN, AND WEIGHTED AVERAGE BASE PRICE**

District, Type, and Variety	Base Price	Brix	Tons	District, Type, and Variety	Base Price	Brix	Tons
	Per Ton	Factors			Per Ton	Factors	
	Dollars	Code <sup>1</sup>			Dollars	Code <sup>1</sup>	
<b>DISTRICT 7 (Cont'd)</b>					1,850.00	024500	179.1
Petit Verdot	1,382.81	000100	0.9		1,859.33	000100	162.9
	1,600.00	000100	1.1		1,875.00	000100	529.0
	1,675.00	000100	43.1		1,900.00	000100	505.3
	1,800.00	000100	2.1		1,900.00	021200	30.7
	2,000.00	000100	1.6		1,900.00	024500	272.1
	2,380.95	000100	0.4		1,915.11	000100	237.9
	2,609.00	000100	11.9		1,925.00	024500	27.9
Wtd. Avg. Base & Total Tons	1,868.68		61.1		1,927.17	025100	114.8
					1,950.00	000100	211.4
Petite Sirah	600.00	024800	1.3		1,950.92	000100	383.2
	1,200.00	000100	4.0		2,000.00	000100	578.7
	1,400.00	000100	133.8		2,000.00	017200	5.1
	1,400.00	024500	0.5		2,000.00	017400	0.9
	1,400.00	024800	0.8		2,000.00	021000	27.8
	1,425.76	000100	110.0		2,040.00	000100	113.7
	1,431.49	000100	347.0		2,052.23	000100	5.2
	1,450.00	027800	20.9		2,097.31	000100	44.2
	1,504.00	027800	47.9		2,100.00	000100	243.0
	1,600.00	000100	2.1		2,163.00	021000	196.9
	1,750.00	000100	0.5		2,188.74	000100	2.2
	1,800.00	000100	3.3		2,200.00	000100	435.9
	2,159.00	000100	67.3		2,200.00	019200	2.3
	2,600.00	000100	1.3		2,214.56	000100	157.4
	2,609.00	000100	133.5		2,250.00	000100	187.5
	3,435.58	000100	8.8		2,300.00	000100	258.0
Wtd. Avg. Base & Total Tons	1,685.18		883.0		2,300.00	021000	61.6
					2,350.95	024500	581.4
Pinot Noir *	500.00	000100	471.8		2,400.00	000100	168.9
	600.00	024500	768.6		2,400.00	013100	3.1
	617.00	002300	736.2		2,400.00	020900	4.4
	617.00	022900	457.6		2,400.00	021200	87.7
	700.00	000100	221.9		2,475.00	021000	176.6
	742.63	000100	1,023.5		2,500.00	000100	86.2
	750.00	000100	112.3		2,500.00	021200	43.1
	800.00	000100	56.5		2,550.00	000100	18.3
	849.75	000100	524.2		2,600.00	000100	10.8
	900.00	000100	2,402.2		2,609.00	000100	1,454.4
	1,000.00	000100	5.2		2,658.59	000100	39.4
	1,000.00	020800	0.4		2,686.95	024500	79.3
	1,050.00	000100	12.7		2,750.00	000100	57.4
	1,115.00	000100	427.0		2,800.00	000100	43.0
	1,117.30	000100	391.6		2,918.32	000100	21.3
	1,300.00	000100	353.5		3,000.00	000100	158.8
	1,317.00	063600	151.3		3,000.00	013600	11.9
	1,400.00	000100	149.0		3,000.00	017900	6.5
	1,450.00	000100	7.0		3,000.00	021000	72.9
	1,485.00	000100	285.3		3,025.00	000100	5.4
	1,500.00	000100	1,163.2		3,200.00	000100	2.0
	1,500.00	064535	288.8		3,300.00	000100	48.9
	1,509.94	000100	9.1		3,300.00	011400	3.2
	1,530.00	000100	21.0		3,400.00	000100	2.1
	1,596.50	000100	282.4		3,400.00	021200	12.6
	1,600.00	000100	875.3		3,500.00	000100	27.2
	1,600.00	009000	5.4		3,500.00	017600	1.8
	1,600.00	024500	290.2		3,500.00	020900	2.2
	1,650.00	000100	272.8		3,510.00	000100	5.2
	1,650.00	024500	43.6		3,598.96	000100	5.2
	1,657.63	000100	998.5		3,600.00	000100	47.0
	1,700.00	000100	1,607.3		3,605.43	000100	4.5
	1,700.00	021000	91.0		3,767.00	002200	50.4
	1,700.00	024500	276.1		3,863.00	013600	70.6
	1,717.00	024500	46.9		3,917.00	002200	33.9
	1,725.00	000100	346.9		4,000.00	000100	181.2
	1,750.00	000100	972.8		4,000.00	017900	1.5
	1,779.34	000100	1,375.7		4,000.00	021000	13.0
	1,782.63	020800	603.9		4,000.00	021200	12.0
	1,796.54	000100	452.5		4,000.00	024500	1.1
	1,800.00	000100	1,992.4		4,000.00	024800	3.6
	1,800.00	021000	236.9		4,017.00	002200	51.4
	1,800.00	021100	556.1		4,050.00	000100	2.8
	1,808.11	000100	298.4		4,080.00	000100	20.3
	1,808.11	021200	601.2		4,200.00	000100	488.7
	1,810.00	027800	105.7		4,250.00	000100	21.9
	1,849.80	000100	165.9		4,400.00	000100	115.0

**TABLE 8: BASE PRICE PAID TO GROWERS FOR GRAPES CRUSHED AND DELIVERED TO CALIFORNIA PROCESSORS FROM THE 2024 CROP WITH BRIX FACTORS AND PURCHASED TONNAGE, BY TYPE, VARIETY, REPORTING DISTRICT WHERE GROWN, AND WEIGHTED AVERAGE BASE PRICE**

District, Type, and Variety	Base Price	Brix	Tons	District, Type, and Variety	Base Price	Brix	Tons
	Per Ton	Factors			Per Ton	Factors	
	Dollars	Code <sup>1</sup>			Dollars	Code <sup>1</sup>	
<b>DISTRICT 7 (Cont'd)</b>					1,963.00	000100	34.5
Pinot Noir * (Cont'd)	4,400.00	013800	8.2		2,000.00	000100	8.5
	4,400.00	017800	3.0		2,000.00	021000	17.8
	4,400.00	021000	2.2		2,000.00	024800	0.5
	4,500.00	000100	65.2		2,100.00	000100	30.3
	4,500.00	013400	1.0		2,200.00	000100	13.8
	4,500.00	024500	41.2		2,250.00	000100	5.0
	4,517.00	002200	18.0		2,281.00	000100	31.8
	4,600.00	000100	23.2		2,300.00	021000	0.9
	4,617.00	002200	36.3		2,400.00	000100	10.4
	4,700.00	000100	1.0		2,500.00	000100	12.5
	4,700.00	021000	1.1		2,609.00	000100	70.2
	5,000.00	000100	3.2		2,750.00	000100	1.4
	5,317.07	000100	8.2		2,800.00	000100	1.8
	5,500.00	000100	8.8		3,000.00	000100	7.0
	5,729.84	000100	3.5		3,400.00	000100	1.7
	5,888.88	000100	7.2		3,500.00	000100	8.7
	6,000.00	000100	22.3		3,700.00	000100	2.3
	6,000.00	002200	24.1		3,700.00	013600	10.6
	6,000.00	025400	7.7		3,750.00	000100	0.8
	6,228.00	024500	20.2		3,750.00	019550	1.9
	6,300.00	000100	57.7		3,800.00	000100	7.6
	6,300.00	001900	2.5		4,000.00	021500	0.9
	6,300.00	017400	10.2		4,050.00	000100	4.7
	6,300.00	017800	10.3		4,300.00	000100	2.5
	6,500.00	000100	61.8		4,300.00	024500	4.2
	6,500.00	025100	4.3		4,300.00	025100	2.6
	6,778.00	002200	39.5		4,500.00	000100	2.4
	6,795.00	002200	22.1		6,000.00	000100	2.8
	6,800.00	000100	62.9		6,895.69	000100	2.1
	6,800.00	017800	31.5	Wtd. Avg. Base & Total Tons	1,527.74		2,217.2
	6,800.00	025400	6.6				
	7,000.00	000100	10.1	Tempranillo *	1,200.00	000100	47.0
	7,008.00	000100	11.4		1,400.00	000100	24.8
	7,008.00	024500	11.2		1,600.00	000100	2.4
	7,550.00	017800	8.5		1,700.00	000100	1.1
	7,600.00	000100	26.5		2,500.00	000100	3.4
	7,600.00	014000	6.0	Wtd. Avg. Base & Total Tons	1,338.37		78.7
	8,000.00	000100	3.6				
Wtd. Avg. Base & Total Tons	1,797.10	000100	12.9	Teroldego	1,250.00	024500	43.6
			32,577.8		1,650.00	000100	3.2
Sagrantino	2,850.00	000100	1.7	Wtd. Avg. Base & Total Tons	1,277.35		46.8
Wtd. Avg. Base & Total Tons	2,850.00		1.7				
Sangiovese *	1,250.00	000100	0.7	Trousseau *	2,500.00	000100	2.0
	1,400.00	017000	3.2	Wtd. Avg. Base & Total Tons	2,500.00		2.0
	1,500.00	000100	6.5	Valdiguie *	1,200.00	000100	168.5
	2,000.00	000100	4.3		1,950.00	000100	8.8
	2,000.00	024500	0.3		2,000.00	000100	20.1
	2,200.00	000100	2.0		2,200.00	000100	12.8
	2,300.00	000100	2.4		2,750.00	000100	9.6
	2,450.00	000100	1.1		3,000.00	000100	2.9
	2,451.50	000100	2.5		3,100.00	000100	3.2
	2,500.00	000100	0.7		3,200.00	000100	4.4
	2,700.00	000100	1.5		3,200.00	013600	11.9
	2,900.00	000100	0.9	Wtd. Avg. Base & Total Tons	1,589.18		242.2
Wtd. Avg. Base & Total Tons	1,971.60		26.1	Zinfandel	850.00	000100	1.8
Syrah *	950.00	000100	108.0		1,000.00	000100	1.0
	1,000.00	000100	1.0		1,200.00	000100	4.5
	1,200.00	000100	18.6		1,400.00	024500	0.6
	1,225.00	027800	21.3		1,600.00	000100	13.2
	1,250.00	000100	109.8		1,750.00	000100	2.5
	1,300.00	000100	404.7		2,000.00	000100	3.0
	1,350.00	000100	88.1		2,225.00	000100	209.9
	1,364.97	003100	401.0		2,500.00	000100	2.0
	1,400.00	000100	279.2		2,609.00	000100	45.6
	1,400.00	024500	0.6		3,200.00	000100	16.4
	1,465.51	000100	440.6	Wtd. Avg. Base & Total Tons	3,300.00	000100	2.4
	1,473.56	000100	3.0		2,283.47		302.9
	1,550.00	000100	12.8	Other Red Wine <sup>2</sup>	1,400.00	000100	15.6
	1,600.00	024500	0.4		1,750.00	000100	3.0
	1,648.48	000100	13.3		1,800.00	000100	90.0
	1,850.00	000100	12.6		2,000.00	000100	1.4

**TABLE 8: BASE PRICE PAID TO GROWERS FOR GRAPES CRUSHED AND DELIVERED TO CALIFORNIA PROCESSORS  
FROM THE 2024 CROP WITH BRIX FACTORS AND PURCHASED TONNAGE, BY TYPE, VARIETY, REPORTING DISTRICT  
WHERE GROWN, AND WEIGHTED AVERAGE BASE PRICE**

District, Type, and Variety	Base Price	Brix	Tons	District, Type, and Variety	Base Price	Brix	Tons
	Per Ton	Factors			Per Ton	Factors	
	Dollars	Code <sup>1</sup>			Dollars	Code <sup>1</sup>	
<b>DISTRICT 7 (Cont'd)</b>					1,233.32	000100	333.1
Other Red Wine <sup>2</sup> (Cont'd)	2,217.00	016900	11.8		1,233.32	020800	183.0
	2,500.00	000100	0.9		1,250.00	000100	246.5
	3,250.00	000100	4.1		1,300.00	000100	222.7
	3,500.00	000100	5.3		1,330.00	000100	10.3
	3,600.00	000100	8.7		1,350.00	000100	285.9
	3,800.00	000100	3.1		1,352.30	000100	92.1
Wtd. Avg. Base & Total Tons	2,051.95		143.9		1,400.00	000100	84.6
					1,400.00	017200	71.0
<b>DISTRICT 8</b>					1,411.40	000100	281.1
<b>Wine Grapes (White)</b>					1,417.00	002300	158.7
Albarino *	950.00	000100	2.0		1,425.00	000100	720.9
	1,300.00	000100	6.6		1,450.00	000100	189.6
	1,400.00	013600	1.4		1,457.67	000100	1.7
	1,500.00	000100	0.9		1,500.00	017600	1.9
	1,600.00	000100	13.1		1,532.61	000100	95.5
	1,750.00	000100	7.0		1,600.00	000100	222.5
	1,750.00	021000	2.0		1,626.70	000100	30.1
	1,950.00	000100	1.9		1,677.06	000100	118.7
	1,997.43	000100	7.8		1,700.00	000100	46.1
	2,054.30	000100	12.5		1,700.00	020800	454.4
	2,100.00	000100	21.7		1,729.26	000100	59.8
	2,100.00	013600	2.3		1,737.94	000100	15.4
	2,160.00	000100	4.0		1,750.00	000100	57.6
	2,200.00	000100	10.6		1,800.00	000100	312.4
	2,200.00	013400	3.0		1,800.00	008000	6.2
	2,250.00	000100	1.5		1,813.20	000100	30.3
	2,250.00	013600	2.0		1,838.38	019500	358.2
	2,297.06	000100	2.9		1,850.00	019100	146.5
	2,300.00	000100	37.6		1,850.00	020800	67.3
	2,400.00	000100	13.0		1,872.72	019100	93.6
	2,500.00	000100	8.8		1,888.03	000100	2.2
	2,500.00	021200	1.2		1,889.61	000100	4.0
	2,537.28	000100	5.5		1,900.00	000100	37.6
	2,650.00	000100	11.0		1,900.00	011400	8.9
	2,700.00	009100	3.9		1,900.00	020800	7.5
	2,700.00	013600	2.9		1,940.00	017200	5.5
	2,718.98	000100	2.8		1,975.00	000100	133.7
	2,734.83	000100	2.6		1,985.60	019100	131.4
	2,750.00	000100	1.0		1,986.96	000100	52.4
	2,800.00	000100	7.2		2,000.00	000100	439.7
	2,800.00	013800	1.1		2,000.00	010700	2.1
	3,000.00	000100	6.9		2,000.00	011100	5.3
	3,150.00	000100	1.2		2,000.00	013600	160.7
	3,150.00	015200	0.9		2,000.00	017200	22.9
	3,200.00	000100	4.3		2,050.00	000100	4.5
	3,500.00	000100	2.1		2,050.00	014000	2.8
	3,500.00	013600	3.3		2,060.00	021000	18.2
	14,431.00	000100	4.3		2,100.00	000100	75.1
Wtd. Avg. Base & Total Tons	2,517.11		224.8		2,100.00	020800	16.4
					2,148.00	000100	2.8
Arneis	2,277.03	021200	1.3		2,150.00	000100	63.7
	2,300.00	000100	6.4		2,197.96	000100	5.0
	2,500.00	000100	4.4		2,200.00	000100	100.6
Wtd. Avg. Base & Total Tons	2,370.26		12.1		2,200.00	013400	3.0
					2,200.00	017200	1.8
Assyrtiko <sup>3</sup>	2,250.00	000100	1.4		2,200.00	021200	1.5
	2,500.00	000100	1.7		2,210.00	000100	4.0
Wtd. Avg. Base & Total Tons	2,387.10		3.1		2,250.00	000100	35.7
					2,297.44	000100	4.1
Chardonnay *	300.00	000100	221.1		2,300.00	000100	346.3
	350.00	000100	1,229.3		2,346.10	000100	10.4
	420.00	000100	958.3		2,364.87	000100	20.1
	500.00	013600	4.1		2,400.00	000100	147.2
	500.00	017200	212.5		2,400.00	024500	575.9
	600.00	000100	174.7		2,450.00	000100	25.3
	600.00	024500	399.5		2,450.00	015900	2.1
	700.00	024500	608.4		2,497.10	000100	93.1
	800.00	024500	307.2		2,500.00	000100	81.1
	950.00	000100	51.0		2,500.00	008100	3.9
	1,025.00	000100	209.3		2,500.00	013100	2.9
	1,100.00	000100	274.8		2,500.00	013400	1.3
	1,110.00	000100	76.5		2,500.00	013600	8.2
	1,125.00	000100	111.2		2,500.00	017200	5.7
	1,200.00	000100	2.3		2,506.35	000100	21.8

**TABLE 8: BASE PRICE PAID TO GROWERS FOR GRAPES CRUSHED AND DELIVERED TO CALIFORNIA PROCESSORS FROM THE 2024 CROP WITH BRIX FACTORS AND PURCHASED TONNAGE, BY TYPE, VARIETY, REPORTING DISTRICT WHERE GROWN, AND WEIGHTED AVERAGE BASE PRICE**

District, Type, and Variety	Base Price	Brix	Tons	District, Type, and Variety	Base Price	Brix	Tons
	Per Ton	Factors			Per Ton	Factors	
	Dollars	Code <sup>1</sup>			Dollars	Code <sup>1</sup>	
<b>DISTRICT 8 (Cont'd)</b>					4,244.83	000100	5.3
Chardonnay * (Cont'd)	2,550.00	050900	60.3		4,300.00	000100	19.6
	2,551.39	000100	16.1		4,300.00	009100	3.1
	2,559.96	000100	4.0		4,345.00	000100	3.4
	2,600.00	000100	15.2		4,345.84	000100	6.3
	2,600.00	017400	33.7		4,346.00	000100	3.2
	2,600.00	019100	111.6		4,350.00	000100	8.8
	2,700.00	000100	34.1		4,400.00	000100	20.2
	2,700.00	017000	6.1		4,400.00	010900	4.0
	2,700.00	019100	52.7		4,486.07	000100	2.1
	2,750.00	000100	84.3		4,500.00	000100	84.5
	2,800.00	000100	15.0		4,500.00	011100	4.5
	2,800.00	013600	4.1		4,540.00	000100	4.4
	2,800.00	017000	0.4		4,550.00	000100	2.2
	2,800.00	019100	67.7		4,700.00	000100	0.7
	2,880.32	000100	5.0		4,750.00	011600	0.9
	2,897.23	000100	4.0		4,800.00	000100	17.7
	2,900.00	000100	1.0		4,850.00	013800	1.9
	2,955.20	000100	2.0		4,900.00	000100	28.1
	2,980.00	000100	15.8		4,935.00	000100	4.7
	3,000.00	000100	90.9		4,975.25	021500	3.1
	3,000.00	007800	1.0		5,000.00	000100	12.6
	3,000.00	009400	0.8		5,300.00	000100	8.1
	3,000.00	013100	1.0		5,365.00	000100	1.4
	3,000.00	013400	2.0		5,400.00	000100	1.4
	3,000.00	017200	7.2		5,500.00	000100	8.5
	3,000.00	021200	2.5		5,800.00	000100	0.8
	3,008.25	000100	2.6		6,000.00	000100	3.3
	3,050.00	000100	10.6		6,513.94	025100	2.5
	3,102.69	000100	1.1		6,700.00	000100	0.9
	3,171.00	000100	14.9		6,900.00	000100	3.0
	3,191.00	000100	21.0		7,200.00	000100	0.9
	3,200.00	000100	48.5		7,250.00	000100	3.6
	3,200.00	017400	4.0		7,250.00	010900	0.7
	3,200.00	024500	2.8		7,250.00	011600	1.1
	3,240.00	000100	1.4		7,250.01	000100	2.5
	3,260.00	000100	4.6		7,700.00	020800	4.5
	3,300.00	000100	5.5		7,715.00	000100	4.6
	3,300.00	019100	151.4		14,431.00	000100	28.6
	3,390.00	006800	1.0	Wtd. Avg. Base & Total Tons	1,561.21		14,063.4
	3,400.00	020800	4.3				
	3,450.00	000100	3.2	Chenin Blanc	450.00	000100	141.8
	3,500.00	000100	25.4		1,200.00	000100	48.2
	3,500.00	013400	20.3		1,400.00	000100	23.9
	3,500.00	013600	2.2		1,700.00	000100	3.3
	3,512.08	000100	4.2		1,800.00	000100	82.1
	3,577.00	000100	5.0		1,950.00	000100	46.9
	3,600.00	000100	31.1		2,000.00	000100	17.5
	3,600.00	011100	6.0		2,000.00	008100	8.7
	3,600.00	013600	1.5		2,400.00	000100	17.2
	3,603.19	000100	3.0		2,500.00	000100	31.7
	3,714.00	000100	9.2		2,600.00	000100	20.0
	3,739.96	000100	11.2		2,600.00	009670	2.9
	3,750.00	000100	9.5		2,646.00	000100	3.1
	3,750.00	009400	1.0		2,750.00	000100	1.3
	3,800.00	000100	2.1		2,800.00	017400	2.1
	3,850.00	000100	5.7		3,000.00	000100	5.2
	3,900.00	000100	14.1		3,200.00	000100	0.5
	3,900.00	011300	1.3		3,500.00	000100	3.8
	3,900.00	017000	0.6		3,600.00	000100	7.6
	3,950.00	021000	5.0		3,614.00	000100	1.4
	3,975.00	000100	16.4		3,800.00	000100	1.1
	4,000.00	000100	65.0		4,000.00	000100	2.6
	4,000.00	006800	2.0	Wtd. Avg. Base & Total Tons	1,538.55		472.9
	4,000.00	009530	2.3				
	4,000.00	010700	1.3	Clairrette Blanche	2,370.32	000100	15.5
	4,000.00	015500	1.2		2,500.00	000100	5.5
	4,000.00	017000	3.3		2,540.00	000100	1.0
	4,000.00	017200	0.5		2,750.00	000100	6.2
	4,100.00	000100	5.5		2,750.00	013600	1.6
	4,100.00	015500	1.0		3,000.00	000100	0.8
	4,120.00	000100	6.4		3,000.00	011300	1.1
	4,137.51	000100	16.4		3,500.00	000100	1.0
	4,200.00	000100	11.0		3,600.00	000100	2.5
	4,240.00	000100	3.3		4,651.00	000100	2.2

**TABLE 8: BASE PRICE PAID TO GROWERS FOR GRAPES CRUSHED AND DELIVERED TO CALIFORNIA PROCESSORS  
FROM THE 2024 CROP WITH BRIX FACTORS AND PURCHASED TONNAGE, BY TYPE, VARIETY, REPORTING DISTRICT  
WHERE GROWN, AND WEIGHTED AVERAGE BASE PRICE**

District, Type, and Variety	Base Price	Brix	Tons	District, Type, and Variety	Base Price	Brix	Tons
	Per Ton	Factors			Per Ton	Factors	
	Dollars	Code <sup>1</sup>			Dollars	Code <sup>1</sup>	
<b>DISTRICT 8 (Cont'd)</b>					5,000.00	000100	6.6
Clairette Blanche (Cont'd)	4,750.00	000100	1.7		5,500.00	000100	8.5
	5,000.00	000100	0.8	Wtd. Avg. Base & Total Tons	2,149.37		491.4
	5,500.00	000100	0.8				
Wtd. Avg. Base & Total Tons	2,933.35		40.7	Grenache Gris *	2,500.00	000100	4.8
					2,600.00	000100	3.0
Cortese	1,000.00	000100	0.6		2,878.48	000100	1.2
Wtd. Avg. Base & Total Tons	1,000.00		0.6	Wtd. Avg. Base & Total Tons	2,583.80		9.0
Falaghina Greco	1,200.00	000100	0.5	Gruener Veltliner	1,950.00	000100	5.2
	3,000.00	000100	1.5		2,000.00	000100	1.5
	3,500.00	017000	1.2		2,000.00	011100	2.0
Wtd. Avg. Base & Total Tons	2,906.25		3.2		2,000.00	011600	0.9
					2,300.00	000100	39.8
Flora	14,330.00	000100	0.1		2,388.56	000100	7.2
Wtd. Avg. Base & Total Tons	14,330.00		0.1		2,400.00	000100	7.6
					2,400.00	011000	1.8
French Colombard	450.00	000100	133.3		2,400.00	017200	8.5
	1,200.00	000100	2.2		2,500.00	011200	6.1
Wtd. Avg. Base & Total Tons	462.18		135.5		2,650.00	011200	8.1
					3,000.00	000100	1.5
Gewurztraminer	2,200.00	000100	7.5		3,000.00	013400	1.3
	2,400.00	000100	0.8		3,041.00	006840	2.4
Wtd. Avg. Base & Total Tons	2,219.28		8.3		3,193.00	000100	0.9
					3,250.00	000100	1.8
Gray Riesling *	1,600.00	000100	25.0		3,250.00	006840	3.2
	2,000.00	000100	2.1		3,300.00	000100	1.2
Wtd. Avg. Base & Total Tons	1,631.00		27.1		3,850.00	016800	1.1
					4,000.00	000100	10.6
Grenache Blanc *	400.00	000100	1.3	Wtd. Avg. Base & Total Tons	2,597.78		112.7
	1,000.00	000100	69.9				
	1,200.00	000100	0.8	Malvasia Bianca	800.00	000100	20.1
	1,350.00	005350	24.2		1,000.00	000100	46.8
	1,500.00	000100	93.1		1,600.00	000100	4.8
	1,525.00	013100	66.2		1,800.00	000100	46.3
	1,600.00	000100	5.3		2,200.00	000100	14.6
	1,700.00	000100	1.6		2,500.00	000100	1.3
	1,800.00	000100	3.1		2,500.00	017200	1.2
	1,950.00	000100	8.7		2,700.00	000100	2.0
	2,000.00	000100	8.2		3,200.00	000100	2.9
	2,200.00	000100	2.9		3,300.00	000100	1.0
	2,250.00	000100	6.1		12,725.00	000100	0.1
	2,318.26	000100	7.4	Wtd. Avg. Base & Total Tons	1,499.10		141.1
	2,400.00	000100	3.0				
	2,500.00	000100	44.5	Marsanne	1,950.00	000100	15.7
	2,500.00	013100	2.0		2,300.00	000100	5.3
	2,500.00	013400	0.5		2,440.00	000100	1.9
	2,525.00	000100	4.3		2,500.00	000100	4.7
	2,600.00	000100	11.2		2,700.00	009100	1.0
	2,700.00	000100	2.9		2,974.00	024500	15.0
	2,750.00	017800	3.5		3,500.00	013600	35.0
	2,800.00	000100	9.1		3,800.00	000100	0.2
	2,800.00	013600	2.5		5,000.00	000100	1.1
	2,800.00	021200	0.7		11,825.23	021500	0.3
	2,878.47	000100	5.2	Wtd. Avg. Base & Total Tons	2,977.66		80.2
	3,000.00	000100	12.7				
	3,000.00	013600	1.1	Melon	2,000.00	000100	0.4
	3,080.00	000100	3.4	Wtd. Avg. Base & Total Tons	2,000.00		0.4
	3,150.00	000100	2.2				
	3,191.00	000100	0.6	Muscat Blanc *	500.00	000100	19.4
	3,200.00	000100	1.9		1,250.00	000100	1.0
	3,200.00	009100	3.7		1,695.16	000100	7.0
	3,250.00	000100	6.1		1,800.00	000100	2.0
	3,300.00	021200	0.9		1,850.00	000100	30.3
	3,400.00	000100	10.0		2,000.00	000100	6.1
	3,500.00	000100	7.9	Wtd. Avg. Base & Total Tons	1,438.77		65.8
	3,516.54	000100	6.4				
	3,846.00	000100	3.0	Muscat Orange	1,500.00	000100	10.9
	3,862.50	000100	0.7		1,550.00	000100	2.7
	4,000.00	000100	2.0		2,000.00	000100	3.2
	4,074.25	000100	23.7		2,200.00	000100	4.5
	4,500.00	000100	0.6	Wtd. Avg. Base & Total Tons	1,729.34		21.3
	4,800.00	000100	1.2				

**TABLE 8: BASE PRICE PAID TO GROWERS FOR GRAPES CRUSHED AND DELIVERED TO CALIFORNIA PROCESSORS FROM THE 2024 CROP WITH BRIX FACTORS AND PURCHASED TONNAGE, BY TYPE, VARIETY, REPORTING DISTRICT WHERE GROWN, AND WEIGHTED AVERAGE BASE PRICE**

District, Type, and Variety	Base Price	Brix	Tons	District, Type, and Variety	Base Price	Brix	Tons
	Per Ton	Factors			Per Ton	Factors	
	Dollars	Code <sup>1</sup>			Dollars	Code <sup>1</sup>	
<b>DISTRICT 8 (Cont'd)</b>					2,400.00	000100	2.0
Picpoul Blanc	1,000.00	000100	3.5		2,500.00	000100	5.4
	1,225.00	007600	21.2		2,500.00	013600	1.9
	1,600.00	000100	5.5		2,700.00	009100	2.8
	1,950.00	000100	9.5		2,800.00	000100	3.1
	2,000.00	000100	5.2		2,900.00	000100	0.8
	2,300.00	000100	1.2		3,000.00	000100	5.6
	2,300.00	013600	1.7		3,200.00	000100	0.7
	2,400.00	000100	2.3		3,348.00	000100	1.3
	2,400.98	016800	2.2		3,500.00	000100	7.8
	2,500.00	000100	11.6		3,568.01	000100	4.3
	2,600.00	000100	10.3		3,590.00	000100	5.6
	2,800.00	000100	3.0		3,737.00	024500	26.5
	2,800.00	011000	2.0		3,750.00	000100	0.5
	2,800.00	013600	3.7		3,800.00	000100	0.2
	3,100.00	000100	3.1		4,000.00	000100	5.4
	3,100.00	015300	1.0		4,000.00	020800	1.5
	3,308.00	016777	1.0		4,074.25	000100	1.8
	3,315.20	000100	1.0		4,347.00	000100	1.2
	3,486.71	000100	4.8		4,500.00	000100	6.5
	3,500.00	000100	6.3		5,128.63	000100	3.8
	4,000.00	000100	3.6		5,183.00	000100	4.7
	4,500.00	000100	0.8		5,243.89	000100	1.9
	5,000.00	000100	2.9		5,500.00	000100	2.7
	5,500.00	000100	1.4		6,000.00	000100	2.9
Wtd. Avg. Base & Total Tons	2,418.44		108.8		6,000.00	017000	1.4
					6,000.00	017800	2.0
Pinot Blanc	1,800.00	017200	1.1		7,000.00	000100	1.2
	2,000.00	000100	0.7		7,760.44	000100	0.7
	2,500.00	017000	2.1		8,000.00	000100	0.1
	2,625.00	000100	7.7		13,860.58	021500	0.3
	3,700.00	000100	6.7	Wtd. Avg. Base & Total Tons	3,689.40		124.0
Wtd. Avg. Base & Total Tons	2,930.74		18.3	Sauvignon Blanc *	370.00	000100	621.4
Pinot Gris *	400.00	008000	26.7		800.00	000100	15.1
	400.00	009400	119.9		800.00	021200	1.8
	400.00	011500	18.8		1,000.00	000100	454.9
	750.00	017000	33.1		1,000.00	013400	0.5
	780.00	000100	71.3		1,050.00	000100	208.9
	1,100.00	017000	666.1		1,100.00	000100	344.8
	1,200.00	000100	70.7		1,100.00	013400	11.0
	1,277.65	017000	290.2		1,125.00	000100	268.3
	1,500.00	017000	139.8		1,200.00	000100	342.8
	1,800.00	000100	10.5		1,200.00	011300	193.5
	1,800.00	021000	7.5		1,250.00	020800	90.4
	1,878.27	000100	2.5		1,300.00	000100	125.3
	2,000.00	000100	16.9		1,300.00	009300	388.8
	2,075.80	000100	8.9		1,300.00	013400	23.3
	2,100.00	000100	4.9		1,307.36	000100	165.3
	2,200.00	000100	9.2		1,400.00	000100	277.0
	2,200.00	020600	10.3		1,400.00	013600	5.0
	2,226.72	000100	6.7		1,450.00	000100	62.7
	2,300.00	000100	3.6		1,450.00	013100	320.4
	2,300.00	017000	1.3		1,471.45	000100	27.3
	2,300.00	017200	2.2		1,500.00	000100	156.2
	2,400.00	000100	0.3		1,500.00	005600	0.5
	2,500.00	000100	26.9		1,500.00	013100	7.5
	2,500.00	011100	0.9		1,500.00	015700	47.4
	2,500.00	017000	3.1		1,500.00	051970	2.1
	2,501.14	017200	2.1		1,519.44	000100	37.6
	2,600.00	000100	1.0		1,525.00	013100	44.8
	2,625.00	000100	29.0		1,550.00	000100	58.7
	2,900.00	000100	1.4		1,550.00	013100	113.3
	2,900.00	008100	1.1		1,550.00	020800	21.2
	3,000.00	000100	1.5		1,555.43	000100	2.2
	3,200.00	000100	4.5		1,600.00	000100	8.4
	3,400.00	000100	1.0		1,600.00	013100	12.1
	6,326.15	000100	3.7		1,600.06	000100	124.3
Wtd. Avg. Base & Total Tons	1,210.15		1,597.6		1,600.06	021200	2.9
					1,600.10	000100	172.5
Roussanne	1,500.00	000100	4.0		1,600.10	017000	16.5
	1,950.00	000100	9.3		1,650.00	000100	131.5
	2,194.43	000100	0.8		1,700.00	000100	364.9
	2,200.00	000100	1.3		1,700.00	017000	787.5
	2,334.00	000100	2.0		1,725.00	000100	41.1

**TABLE 8: BASE PRICE PAID TO GROWERS FOR GRAPES CRUSHED AND DELIVERED TO CALIFORNIA PROCESSORS FROM THE 2024 CROP WITH BRIX FACTORS AND PURCHASED TONNAGE, BY TYPE, VARIETY, REPORTING DISTRICT WHERE GROWN, AND WEIGHTED AVERAGE BASE PRICE**

District, Type, and Variety	Base Price	Brix	Tons	District, Type, and Variety	Base Price	Brix	Tons
	Per Ton	Factors			Per Ton	Factors	
	Dollars	Code <sup>1</sup>			Dollars	Code <sup>1</sup>	
<b>DISTRICT 8 (Cont'd)</b>							
Sauvignon Blanc * (Cont'd)	1,750.00	013100	80.2		7,202.69	000100	2.0
	1,800.00	000100	156.6		14,431.00	000100	8.4
	1,800.00	013600	46.5	Wtd. Avg. Base & Total Tons	1,560.41		8,652.0
	1,850.00	000100	14.3	Semillon	1,600.00	000100	8.2
	1,900.00	000100	249.8		1,750.00	000100	11.7
	1,900.00	017000	91.1		2,500.00	000100	1.1
	1,900.00	017200	45.2	Wtd. Avg. Base & Total Tons	2,500.00	011000	3.3
	1,936.24	000100	40.5		1,835.19		24.3
	1,950.00	000100	50.5	St. Emilion *	2,700.00	000100	2.3
	2,000.00	000100	106.1		4,000.00	000100	1.9
	2,000.00	017200	90.0	Wtd. Avg. Base & Total Tons	3,288.10		4.2
	2,071.00	000100	10.3	Sylvaner	2,000.00	000100	5.9
	2,100.00	000100	32.4	Wtd. Avg. Base & Total Tons	2,000.00		5.9
	2,100.00	015700	102.1	Tocai Friulano	1,700.00	000100	6.5
	2,163.00	017000	70.0	Wtd. Avg. Base & Total Tons	1,700.00		6.5
	2,173.00	017000	92.1	Torrontes	2,200.00	000100	1.5
	2,185.45	015700	457.2	Wtd. Avg. Base & Total Tons	2,200.00		1.5
	2,200.00	000100	31.9	Verdejo	1,400.00	000100	3.9
	2,200.00	017000	6.4	Wtd. Avg. Base & Total Tons	2,000.00	011100	0.3
	2,250.00	000100	26.8		1,442.86		4.2
	2,250.00	015700	70.0	Verdelho	1,400.00	000100	2.8
	2,252.32	013600	158.1		2,800.00	000100	2.2
	2,257.13	000100	7.0	Wtd. Avg. Base & Total Tons	2,800.00	021200	1.3
	2,300.00	000100	21.6		2,177.78		6.3
	2,300.00	017000	43.8	Vermentino *	950.00	000100	2.3
	2,369.00	000100	6.8		1,300.00	005600	1.8
	2,400.00	000100	84.1		1,500.00	000100	8.1
	2,400.00	013400	15.2		1,800.00	000100	33.8
	2,400.00	021600	0.5		2,000.00	011000	1.4
	2,400.00	030370	3.5		2,173.18	021200	1.4
	2,500.00	000100	135.7		2,200.00	000100	1.6
	2,500.00	008100	1.1		2,200.00	013400	0.9
	2,500.00	011400	5.3		2,250.00	000100	13.6
	2,500.00	017000	1.0		2,500.00	000100	4.8
	2,600.00	000100	1.4		2,516.00	000100	3.0
	2,600.00	002100	4.0		2,652.00	000100	1.9
	2,650.00	000100	8.8		2,750.00	000100	1.0
	2,650.00	017000	2.0		2,800.00	000100	3.1
	2,653.79	000100	2.1		2,888.00	000100	2.9
	2,674.29	000100	10.5		3,300.00	000100	2.0
	2,675.00	000100	3.6		4,000.00	000100	5.9
	2,675.00	013400	4.1		4,000.00	013400	1.0
	2,700.00	000100	12.5		4,544.24	000100	2.4
	2,700.00	017200	3.1		4,677.61	000100	3.2
	2,750.00	000100	2.2	Wtd. Avg. Base & Total Tons	2,330.11		96.1
	2,750.00	017800	4.6	Viognier	400.00	000100	1.2
	2,756.00	020600	1.0		950.00	000100	6.3
	2,756.00	020700	7.0		1,000.00	000100	6.9
	2,800.00	000100	18.0		1,100.00	000100	21.9
	2,800.00	009500	3.1		1,300.00	000100	0.5
	2,800.00	017400	2.0		1,400.00	000100	3.1
	2,850.00	000100	9.4		1,500.00	000100	1.2
	2,850.00	009500	3.0		1,500.00	017800	3.2
	2,900.00	006840	6.5		1,500.00	025300	0.3
	3,000.00	000100	22.2		1,600.00	000100	25.1
	3,000.00	013400	2.1		1,600.65	000100	2.5
	3,100.00	000100	2.5		1,625.00	000100	8.2
	3,151.35	000100	3.4		1,700.00	000100	2.6
	3,200.00	000100	0.9		1,725.00	000100	3.1
	3,500.00	008100	2.5		1,800.00	000100	18.4
	3,870.00	000100	3.0		1,800.00	017600	0.7
	4,000.00	000100	2.2		1,900.00	000100	13.3
	4,040.07	000100	1.4		1,950.00	000100	12.1
	4,122.29	000100	1.4		1,969.00	024500	29.0
	4,372.20	000100	2.4		1,986.71	000100	6.0
	4,865.55	000100	2.0		1,986.71	021200	2.5
	5,086.78	000100	3.3				
	5,200.00	000100	5.1				
	5,365.00	000100	12.4				
	5,500.00	000100	9.3				
	5,722.36	000100	1.2				

**TABLE 8: BASE PRICE PAID TO GROWERS FOR GRAPES CRUSHED AND DELIVERED TO CALIFORNIA PROCESSORS  
FROM THE 2024 CROP WITH BRIX FACTORS AND PURCHASED TONNAGE, BY TYPE, VARIETY, REPORTING DISTRICT  
WHERE GROWN, AND WEIGHTED AVERAGE BASE PRICE**

District, Type, and Variety	Base Price	Brix	Tons	District, Type, and Variety	Base Price	Brix	Tons
	Per Ton	Factors			Per Ton	Factors	
	Dollars	Code <sup>1</sup>			Dollars	Code <sup>1</sup>	
<b>DISTRICT 8 (Cont'd)</b>							
Viognier (Cont'd)	2,000.00	000100	18.6		2,900.00	000100	1.7
	2,000.00	011100	1.0		3,000.00	000100	8.7
	2,000.00	013600	4.4		3,150.00	009500	0.8
	2,100.00	000100	4.1		3,300.00	000100	7.5
	2,100.00	013600	1.5		4,000.00	000100	6.1
	2,200.00	000100	7.5	Wtd. Avg. Base & Total Tons	1,397.95		418.5
	2,200.00	013600	1.8				
	2,200.00	027800	1.5	Other White Wine <sup>2</sup>	1,600.00	000100	6.0
	2,250.00	000100	0.6		2,000.00	000100	36.4
	2,300.00	000100	2.5		2,407.44	000100	0.3
	2,349.47	000100	0.1		2,500.00	000100	5.5
	2,366.56	000100	3.2		2,500.00	007600	1.5
	2,376.18	017400	2.3		2,800.00	000100	3.7
	2,400.00	024500	9.9		3,000.00	000100	1.1
	2,500.00	000100	18.9		3,250.00	000100	1.1
	2,500.00	017200	10.6		3,250.00	013600	1.5
	2,500.00	027800	1.5		3,940.00	000100	2.0
	2,522.00	000100	0.8	Wtd. Avg. Base & Total Tons	4,500.00	000100	1.2
	2,575.00	000100	3.4		2,255.59		60.3
	2,600.00	000100	2.7				
	2,700.00	009100	1.1	<b>Wine Grapes (Red)</b>			
	2,749.91	000100	4.0	Aglianico	1,484.22	013600	6.5
	2,750.00	000100	6.2		1,750.00	000100	1.2
	2,800.00	000100	2.8		1,950.00	000100	2.8
	2,950.00	000100	2.7	Wtd. Avg. Base & Total Tons	1,638.80		10.5
	2,970.00	013100	23.0				
	3,000.00	000100	11.0	Alicante Bouschet *	1,800.00	000100	4.6
	3,000.00	017200	2.9		1,900.00	024500	2.1
	3,000.00	025100	1.5		2,000.00	000100	0.3
	3,100.00	000100	3.1		2,600.00	000100	1.0
	3,200.00	000100	2.9	Wtd. Avg. Base & Total Tons	3,000.00	000100	4.7
	3,250.00	000100	6.5		2,328.35		12.7
	3,500.00	000100	19.9				
	3,800.00	000100	2.6	Barbera	1,250.00	000100	35.1
	3,811.00	000100	2.1		1,400.00	000100	2.1
	4,000.00	000100	6.4		1,500.00	017800	2.2
	4,000.00	011600	1.0		1,700.00	000100	20.2
	4,273.00	000100	1.8		1,800.00	000100	6.6
	4,500.00	000100	5.9		1,870.00	000100	15.8
	4,755.94	000100	1.6		2,125.14	000100	12.7
	5,000.00	000100	1.3		2,331.00	000100	0.4
	5,500.00	000100	11.8		2,400.00	000100	2.9
	5,500.00	021200	1.6		2,500.00	000100	11.0
	5,603.11	000100	0.1		2,500.00	024500	10.0
	6,267.52	000100	1.6		2,700.00	000100	4.2
	6,300.00	000100	0.1		2,700.00	021000	2.7
	6,518.78	000100	0.3		2,700.00	021200	1.7
	7,000.00	017000	0.9		3,000.00	000100	16.9
	9,100.00	000100	0.1		3,000.00	022900	1.1
	16,280.94	000100	0.2		3,090.00	000100	1.0
Wtd. Avg. Base & Total Tons	2,451.79		392.0		3,700.00	000100	1.0
					4,000.00	000100	2.3
White Riesling *	450.00	000100	94.6	Wtd. Avg. Base & Total Tons	2,044.51		149.9
	950.00	000100	1.0				
	1,200.00	000100	111.3	Blaufraenkisch *	2,000.00	000100	1.1
	1,300.00	017000	66.6		2,250.00	000100	2.4
	1,584.53	000100	36.4	Wtd. Avg. Base & Total Tons	2,171.43		3.5
	1,700.00	000100	4.2				
	1,800.00	013400	5.1	Cabernet Franc	940.00	000100	81.5
	1,900.00	000100	1.5		1,000.00	000100	5.6
	1,900.00	011100	11.0		1,190.00	000100	29.1
	2,000.00	000100	7.8		1,250.00	000100	230.6
	2,000.00	017400	2.5		1,300.00	000100	6.0
	2,012.44	000100	1.8		1,450.00	000100	4.5
	2,100.00	000100	17.1		1,500.00	000100	39.9
	2,168.78	000100	4.1		1,600.00	000100	18.0
	2,200.00	000100	1.0		1,750.00	000100	38.3
	2,400.00	000100	10.8		1,800.00	000100	58.8
	2,450.00	000100	2.5		1,950.00	000100	58.2
	2,500.00	013100	0.5		2,000.00	000100	48.9
	2,595.25	000100	6.6		2,000.00	024800	4.6
	2,623.00	000100	5.0		2,100.00	024500	3.5
	2,623.00	029300	1.2		2,200.00	000100	55.0
	2,750.00	000100	1.1		2,250.00	000100	13.5
					2,300.00	017800	3.0

**TABLE 8: BASE PRICE PAID TO GROWERS FOR GRAPES CRUSHED AND DELIVERED TO CALIFORNIA PROCESSORS FROM THE 2024 CROP WITH BRIX FACTORS AND PURCHASED TONNAGE, BY TYPE, VARIETY, REPORTING DISTRICT WHERE GROWN, AND WEIGHTED AVERAGE BASE PRICE**

District, Type, and Variety	Base Price	Brix	Tons	District, Type, and Variety	Base Price	Brix	Tons
	Per Ton	Factors			Per Ton	Factors	
	Dollars	Code <sup>1</sup>			Dollars	Code <sup>1</sup>	
<b>DISTRICT 8 (Cont'd)</b>					800.00	024800	165.4
Cabernet Franc (Cont'd)	2,400.00	000100	23.1		825.00	000100	78.5
	2,449.01	000100	3.5		850.00	000100	165.3
	2,500.00	000100	116.0		880.00	000100	2,827.6
	2,500.00	027600	0.4		900.00	000100	472.9
	2,500.00	029125	7.6		906.00	000100	153.2
	2,600.00	000100	0.9		960.00	000100	401.8
	2,659.21	021200	0.8		1,000.00	000100	1,664.9
	2,665.00	000100	5.3		1,000.00	017200	20.0
	2,700.00	000100	0.4		1,200.00	000100	773.9
	2,750.00	000100	30.6		1,250.00	000100	31.7
	2,800.00	000100	14.6		1,287.50	000100	208.9
	2,800.00	006840	1.2		1,300.00	000100	46.7
	2,800.00	021600	0.5		1,300.00	024500	183.3
	2,818.40	026800	18.2		1,350.00	027800	11.8
	2,850.00	000100	12.5		1,375.00	000100	43.7
	2,900.00	000100	3.3		1,400.00	000100	458.2
	2,925.00	000100	3.3		1,400.00	021500	3.6
	2,940.00	000100	1.6		1,400.00	024500	119.9
	2,950.00	000100	8.9		1,400.00	025100	217.4
	3,000.00	000100	13.0		1,450.00	000100	820.0
	3,000.00	013600	0.7		1,500.00	000100	1,746.2
	3,000.00	017400	1.4		1,500.00	017600	1.8
	3,000.00	021000	1.7		1,500.00	018000	9.8
	3,090.00	000100	2.1		1,500.00	024500	22.5
	3,125.00	025100	2.9		1,500.00	024800	66.8
	3,144.96	000100	2.0		1,500.00	025100	353.0
	3,175.00	000100	10.6		1,500.00	027100	41.6
	3,200.00	000100	0.9		1,500.00	027800	265.5
	3,200.00	021000	7.0		1,500.00	064535	494.1
	3,250.00	000100	8.0		1,521.74	024800	167.1
	3,250.00	026800	6.3		1,525.00	000100	137.6
	3,300.00	000100	38.2		1,525.00	024800	268.0
	3,300.00	006840	1.4		1,535.00	000100	33.8
	3,400.00	000100	2.3		1,545.00	000100	116.0
	3,471.58	000100	1.9		1,546.00	000100	1.4
	3,500.00	000100	11.9		1,550.00	000100	222.4
	3,500.00	021200	1.5		1,600.00	000100	1,584.8
	3,583.00	020600	4.9		1,600.00	027800	143.9
	3,583.00	020700	1.0		1,626.15	000100	306.1
	3,600.00	000100	42.1		1,638.00	000100	457.0
	3,600.00	011600	2.0		1,640.00	000100	640.0
	3,750.00	000100	3.2		1,642.92	000100	125.0
	3,750.00	006840	1.9		1,648.00	000100	98.9
	3,800.00	000100	18.2		1,648.00	024800	87.2
	4,000.00	000100	21.5		1,650.00	000100	1,228.8
	4,000.00	025100	9.3		1,650.00	024500	41.8
	4,200.00	000100	18.6		1,660.00	000100	183.6
	4,350.00	000100	8.6		1,691.47	000100	457.7
	4,400.00	000100	8.3		1,700.00	000100	1,864.1
	4,500.00	000100	3.7		1,700.00	001900	39.7
	4,600.00	000100	8.1		1,700.00	024800	140.7
	4,635.00	000100	1.8		1,730.00	000100	139.9
	5,000.00	000100	8.3		1,732.00	000100	67.0
	5,050.00	000100	1.6		1,750.00	000100	871.1
	5,058.00	024500	48.5		1,750.00	024800	26.3
	5,300.00	000100	1.0		1,752.00	027800	463.7
	5,500.00	000100	6.0		1,755.26	000100	432.1
	5,866.73	000100	12.6		1,755.26	021200	1.4
	7,000.00	000100	0.6		1,758.85	000100	63.0
	7,150.00	000100	1.4		1,760.00	000100	38.3
	7,500.00	000100	14.2		1,769.00	024500	27.0
	9,000.00	000100	1.7		1,785.00	000100	22.7
	12,725.00	000100	3.9		1,794.50	027600	307.7
Wtd. Avg. Base & Total Tons	2,499.59		1,318.5		1,800.00	000100	1,387.4
					1,800.00	001900	45.6
Cabernet Sauvignon	300.00	028000	226.1		1,800.00	024800	111.9
	305.75	000100	47.0		1,800.00	025100	109.1
	400.00	000100	1.2		1,800.00	026800	116.9
	425.00	024800	388.2		1,800.00	027600	0.8
	450.00	000100	200.5		1,804.00	024800	137.1
	600.00	000100	408.9		1,810.00	000100	15.6
	700.00	000100	63.1		1,811.77	000100	105.5
	750.00	000100	81.0		1,815.00	000100	71.6
	800.00	000100	1,333.5		1,824.01	026800	67.9

**TABLE 8: BASE PRICE PAID TO GROWERS FOR GRAPES CRUSHED AND DELIVERED TO CALIFORNIA PROCESSORS FROM THE 2024 CROP WITH BRIX FACTORS AND PURCHASED TONNAGE, BY TYPE, VARIETY, REPORTING DISTRICT WHERE GROWN, AND WEIGHTED AVERAGE BASE PRICE**

District, Type, and Variety	Base Price	Brix	Tons	District, Type, and Variety	Base Price	Brix	Tons
	Per Ton	Factors			Per Ton	Factors	
	Dollars	Code <sup>1</sup>			Dollars	Code <sup>1</sup>	
<b>DISTRICT 8 (Cont'd)</b>					2,693.57	000100	1.6
Cabernet Sauvignon (Cont'd)	1,840.00	000100	95.7		2,700.00	000100	22.3
	1,850.00	000100	214.4		2,700.00	024500	17.9
	1,854.00	000100	442.2		2,702.00	000100	44.4
	1,860.00	000100	152.5		2,729.50	024800	59.6
	1,870.00	000100	70.9		2,731.82	025100	101.3
	1,874.01	026800	1.6		2,750.00	000100	282.9
	1,890.00	000100	232.1		2,800.00	000100	93.0
	1,899.97	000100	219.9		2,800.00	024500	23.3
	1,900.00	000100	118.8		2,800.00	024800	54.7
	1,900.00	021000	1.0		2,800.00	025400	4.1
	1,900.99	000100	108.5		2,800.00	027100	17.6
	1,905.57	000100	98.6		2,850.00	000100	13.3
	1,910.30	000100	88.8		2,918.00	000100	74.3
	1,910.38	000100	177.3		2,950.00	000100	13.7
	1,925.00	000100	4.7		3,000.00	000100	106.9
	1,950.00	000100	143.4		3,000.00	008100	5.1
	1,950.00	020800	1.6		3,000.00	011100	0.5
	1,950.00	024500	122.5		3,000.00	011600	0.4
	1,955.26	000100	22.6		3,000.00	021000	7.6
	1,963.00	000100	118.4		3,000.00	024500	2.3
	1,970.00	024500	106.5		3,050.00	000100	54.8
	1,983.29	000100	250.5		3,090.00	000100	100.9
	2,000.00	000100	3,732.8		3,100.00	000100	132.1
	2,000.00	024500	90.4		3,175.00	000100	69.7
	2,000.00	024800	2.0		3,183.00	000100	43.1
	2,000.00	025100	2.1		3,200.00	000100	17.7
	2,000.00	025300	1.3		3,200.00	013600	2.3
	2,025.00	000100	122.0		3,250.00	000100	71.1
	2,050.00	024500	739.6		3,250.00	026800	32.0
	2,050.00	024800	182.8		3,300.00	000100	55.1
	2,081.63	025100	42.5		3,300.00	024800	44.7
	2,098.76	000100	51.0		3,348.00	000100	45.4
	2,100.00	000100	211.1		3,400.00	000100	16.6
	2,100.00	021200	2.9		3,401.80	000100	1.9
	2,100.00	024500	126.2		3,442.50	000100	2.8
	2,100.00	027100	46.5		3,477.82	000100	30.0
	2,150.00	000100	809.9		3,500.00	000100	216.2
	2,150.00	024500	43.4		3,500.00	017800	5.6
	2,189.61	000100	55.7		3,500.00	021200	0.5
	2,200.00	000100	510.4		3,600.00	000100	44.6
	2,200.00	024500	478.5		3,600.00	025100	3.2
	2,200.00	024800	26.5		3,600.00	029125	17.4
	2,225.00	000100	34.2		3,602.87	000100	16.3
	2,236.00	000100	58.3		3,700.00	000100	110.8
	2,250.00	000100	72.4		3,700.00	020900	4.8
	2,250.00	024500	125.1		3,750.00	000100	2.5
	2,261.47	000100	102.3		3,767.12	000100	2.9
	2,285.11	000100	198.5		3,779.19	000100	1.5
	2,300.00	000100	1,008.8		3,789.00	024500	57.8
	2,300.00	021600	1.0		3,800.00	000100	40.1
	2,300.00	024500	199.0		3,859.00	020600	11.6
	2,300.00	024800	57.8		4,000.00	000100	215.5
	2,300.00	025100	43.6		4,000.00	024800	9.0
	2,340.90	000100	85.8		4,000.00	025100	37.4
	2,350.00	000100	43.9		4,000.00	026800	10.2
	2,350.00	024500	43.4		4,100.00	000100	25.4
	2,400.00	000100	392.4		4,120.00	000100	6.8
	2,400.00	024500	15.7		4,200.00	000100	37.4
	2,442.00	000100	35.6		4,250.00	000100	5.8
	2,485.00	000100	7.6		4,250.00	011600	4.1
	2,488.88	000100	68.0		4,300.00	000100	12.0
	2,500.00	000100	587.0		4,304.56	000100	98.1
	2,500.00	020800	54.3		4,325.00	000100	1.4
	2,500.00	021000	6.4		4,350.00	000100	166.8
	2,500.00	024500	1.0		4,356.64	024800	27.5
	2,500.00	025100	69.0		4,400.00	000100	40.5
	2,500.00	025400	2.2		4,445.96	000100	10.9
	2,517.00	002600	8.2		4,475.00	000100	6.2
	2,520.00	024500	381.7		4,496.00	024500	19.2
	2,560.00	000100	26.4		4,500.00	000100	72.3
	2,575.00	000100	13.6		4,500.00	025300	1.4
	2,600.00	000100	4.0		4,600.00	000100	11.5
	2,650.00	000100	14.6		4,614.50	000100	1.7
	2,652.25	000100	10.9		4,645.52	000100	8.8

**TABLE 8: BASE PRICE PAID TO GROWERS FOR GRAPES CRUSHED AND DELIVERED TO CALIFORNIA PROCESSORS FROM THE 2024 CROP WITH BRIX FACTORS AND PURCHASED TONNAGE, BY TYPE, VARIETY, REPORTING DISTRICT WHERE GROWN, AND WEIGHTED AVERAGE BASE PRICE**

District, Type, and Variety	Base Price	Brix	Tons	District, Type, and Variety	Base Price	Brix	Tons
	Per Ton	Factors			Per Ton	Factors	
	Dollars	Code <sup>1</sup>			Dollars	Code <sup>1</sup>	
<b>DISTRICT 8 (Cont'd)</b>							
Cabernet Sauvignon (Cont'd)	4,650.00	000100	16.8	Charbono	1,800.00	000100	15.8
	4,692.40	000100	94.4		2,000.00	024800	3.8
	4,700.00	000100	13.2		3,000.00	000100	1.7
	4,725.00	000100	12.2	Wtd. Avg. Base & Total Tons	1,931.46		21.3
	4,750.00	000100	10.4	Cinsaut *	250.00	011300	1.8
	4,750.00	024800	0.8		550.00	000100	12.8
	4,775.00	000100	12.8		1,200.00	000100	91.3
	4,775.00	024800	38.6		1,500.00	000100	20.0
	4,800.00	000100	10.4		1,500.00	001400	5.3
	4,800.00	026900	5.2		1,500.00	001800	2.2
	4,918.00	000100	14.3		1,500.00	002200	5.2
	5,000.00	000100	60.7		1,607.87	000100	6.0
	5,058.00	024500	88.5		1,800.00	000100	27.1
	5,100.00	000100	2.2		1,950.00	000100	15.1
	5,100.00	024800	12.2		2,165.35	000100	5.1
	5,500.00	000100	24.7		2,175.00	017200	9.1
	5,500.00	025100	1.2		2,200.00	000100	1.6
	5,500.00	025400	1.8		2,250.00	000100	8.7
	5,600.00	000100	3.1		2,332.06	000100	1.9
	5,850.00	000100	5.2		2,396.18	000100	1.7
	5,850.00	013800	2.2		2,600.00	000100	1.0
	6,000.00	000100	12.7		2,750.00	000100	2.0
	6,000.00	025400	3.0		2,758.00	000100	2.3
	6,250.00	025100	7.0		2,800.00	000100	3.2
	6,450.00	000100	4.1		2,800.00	013600	1.5
	6,500.00	000100	3.7		2,900.00	021000	6.6
	6,500.00	015800	1.3		3,548.06	000100	2.9
	6,500.00	025100	5.7		3,750.00	000100	2.9
	6,500.00	028100	2.2		4,000.00	000100	1.2
	7,000.00	000100	5.3		4,500.00	000100	1.1
	7,150.00	000100	19.0		5,000.00	000100	4.4
	7,263.00	000100	2.8	Wtd. Avg. Base & Total Tons	1,705.19		244.0
	7,370.00	000100	1.0	Counoise	1,500.00	000100	2.0
	7,500.00	000100	33.2		1,950.00	000100	15.2
	7,500.00	011600	1.0		2,500.00	000100	2.4
	7,500.00	027800	3.8		2,600.00	000100	1.7
	8,000.00	000100	4.1		2,674.96	000100	3.5
	8,500.00	000100	20.2		2,700.00	000100	1.2
	12,725.00	000100	46.9		2,780.75	000100	4.6
Wtd. Avg. Base & Total Tons	1,794.60		45,078.1		2,800.00	021800	0.6
					3,000.00	000100	3.9
Carignane	1,698.40	000100	58.0		3,100.00	013600	1.0
	1,800.00	000100	42.5		3,200.00	000100	1.4
	2,000.00	000100	2.7		3,751.00	000100	1.7
	2,250.00	019000	2.6		4,386.70	000100	1.8
	2,300.00	000100	1.6		4,500.00	000100	1.5
	2,350.00	000100	1.4		5,000.00	000100	5.7
	2,600.00	000100	0.8	Wtd. Avg. Base & Total Tons	2,882.50		48.2
	2,652.00	000100	3.2	Dolcetto	1,239.98	013600	1.1
	2,700.00	000100	2.4		2,000.00	013400	0.8
	2,763.75	000100	9.2		2,700.00	000100	13.1
	2,800.00	000100	2.6		4,350.00	000100	3.9
	3,000.00	000100	4.2	Wtd. Avg. Base & Total Tons	2,925.87		18.9
	3,087.00	024300	1.4	Dornfelder	3,600.00	000100	2.7
	3,100.00	000100	1.3	Wtd. Avg. Base & Total Tons	3,600.00		2.7
	3,115.00	000100	3.2	Durif	9,100.00	000100	0.1
	3,300.00	000100	1.3	Wtd. Avg. Base & Total Tons	9,100.00		0.1
	3,500.00	000100	8.9	Freisa	2,700.00	000100	2.2
	3,562.00	000100	7.1	Wtd. Avg. Base & Total Tons	2,700.00		2.2
	4,000.00	000100	2.3	Gamay Noir Au Jus Blanc	3,500.00	013600	1.0
	4,350.00	000100	2.7		4,800.00	000100	0.9
	5,000.00	000100	1.7	Wtd. Avg. Base & Total Tons	4,115.79		1.9
	6,000.00	000100	1.0	Graciano	1,200.00	025100	24.1
	7,000.00	000100	3.0		1,500.00	025100	1.9
	9,100.00	000100	1.8		1,850.00	000100	22.5
Wtd. Avg. Base & Total Tons	2,441.31		166.9		2,000.00	000100	3.9
					2,200.00	017800	2.4
Carmenere	1,300.00	000100	0.8				
	1,750.00	000100	10.7				
	2,940.00	000100	0.2				
	3,000.00	000100	4.5				
	12,725.00	000100	0.2				
Wtd. Avg. Base & Total Tons	2,219.39		16.4				

**TABLE 8: BASE PRICE PAID TO GROWERS FOR GRAPES CRUSHED AND DELIVERED TO CALIFORNIA PROCESSORS  
FROM THE 2024 CROP WITH BRIX FACTORS AND PURCHASED TONNAGE, BY TYPE, VARIETY, REPORTING DISTRICT  
WHERE GROWN, AND WEIGHTED AVERAGE BASE PRICE**

District, Type, and Variety	Base Price	Brix	Tons	District, Type, and Variety	Base Price	Brix	Tons
	Per Ton	Factors			Per Ton	Factors	
	Dollars	Code <sup>1</sup>			Dollars	Code <sup>1</sup>	
<b>DISTRICT 8 (Cont'd)</b>					2,000.00	013800	1.2
Graciano (Cont'd)	2,500.00	000100	1.8		2,000.00	017200	25.3
	2,548.17	000100	4.4		2,000.00	021000	2.9
	2,600.00	000100	0.5		2,000.00	022800	4.2
	2,706.00	000100	2.3		2,002.56	000100	3.1
	2,750.00	025450	2.0		2,060.00	000100	5.8
	2,865.00	000100	1.1		2,100.00	000100	19.2
	3,000.00	000100	7.3		2,100.00	021200	8.1
	3,000.00	021000	1.0		2,160.00	000100	1.0
	3,100.00	000100	0.9		2,174.19	000100	3.1
	3,150.00	000100	1.4		2,197.73	000100	6.3
	3,300.00	000100	3.3		2,200.00	000100	20.9
	3,393.85	021200	1.0		2,200.00	009500	2.0
	3,400.00	000100	3.0		2,200.00	011300	1.1
	3,500.00	000100	1.1		2,200.00	013400	1.6
	3,600.00	000100	4.4		2,211.00	024500	40.1
	3,700.00	000100	4.3		2,250.00	000100	5.4
	3,784.00	000100	1.9		2,250.00	015500	2.2
	3,800.00	000100	2.9		2,250.21	000100	7.5
	4,000.00	000100	1.0		2,267.76	024800	4.4
	4,000.00	025100	2.2		2,300.00	000100	42.2
	4,000.00	025300	1.0		2,300.00	013600	5.1
	4,350.00	000100	1.4		2,300.00	017800	8.7
	5,000.00	000100	3.2		2,326.61	000100	5.1
	6,450.00	000100	1.6		2,389.00	000100	2.9
	6,500.00	000100	1.0		2,400.00	000100	9.9
	7,000.00	000100	3.3		2,400.00	016800	1.5
	8,000.00	000100	2.1		2,500.00	000100	66.3
	8,500.00	000100	1.0		2,500.00	013400	3.7
	9,100.00	000100	11.2		2,500.00	013600	4.7
	9,400.00	000100	4.4		2,500.00	024800	9.1
	9,600.00	000100	0.4		2,500.00	025100	4.5
Wtd. Avg. Base & Total Tons	3,603.50		133.2		2,558.40	000100	1.4
					2,600.00	000100	15.9
Grenache *	150.00	000100	0.8		2,600.00	017200	0.9
	400.00	000100	0.9		2,673.47	000100	5.1
	450.00	000100	69.9		2,700.00	000100	12.0
	500.00	000100	2.6		2,700.00	006300	1.5
	550.00	000100	483.1		2,750.00	000100	2.5
	558.00	000100	1.9		2,750.00	008100	2.1
	600.00	026800	19.5		2,799.56	000100	3.1
	700.00	000100	103.3		2,800.00	000100	18.7
	750.00	000100	1.7		2,800.00	017200	3.1
	800.00	000100	120.2		2,800.00	024800	2.9
	900.00	000100	71.4		2,800.00	025400	3.3
	1,000.00	000100	88.4		2,812.76	000100	15.5
	1,000.00	024500	2.5		2,830.49	000100	18.8
	1,050.00	011300	1.4		2,840.00	020000	15.4
	1,100.00	000100	1.2		2,850.00	000100	1.8
	1,125.00	000100	206.1		2,878.47	000100	4.8
	1,200.00	000100	10.6		2,940.00	000100	0.5
	1,200.00	010900	31.2		3,000.00	000100	68.5
	1,236.00	000100	50.9		3,000.00	011100	0.5
	1,400.00	000100	311.0		3,000.00	017200	1.8
	1,500.00	000100	15.0		3,000.00	021200	0.6
	1,500.00	006500	0.6		3,000.00	025100	0.5
	1,500.00	013400	2.5		3,080.00	000100	10.7
	1,500.00	018000	2.2		3,100.00	022800	5.0
	1,600.00	000100	24.3		3,200.00	000100	29.3
	1,600.00	024500	10.5		3,200.00	017400	7.1
	1,600.00	024800	4.0		3,200.00	024500	2.6
	1,600.06	000100	158.0		3,200.00	027800	0.9
	1,650.00	000100	21.1		3,240.00	000100	12.3
	1,695.00	000100	6.0		3,250.00	000100	9.6
	1,700.00	000100	79.2		3,255.00	000100	10.7
	1,700.00	010700	0.8		3,300.00	000100	7.4
	1,750.00	000100	8.5		3,300.00	029125	5.9
	1,770.97	000100	132.0		3,348.00	000100	8.6
	1,800.00	000100	10.8		3,350.00	000100	31.7
	1,800.00	025100	2.2		3,400.00	000100	2.8
	1,800.06	022800	12.1		3,500.00	000100	89.9
	1,850.00	000100	1.1		3,500.00	013400	1.5
	1,900.00	000100	30.8		3,500.00	013600	1.1
	1,950.00	000100	21.6		3,500.00	024800	2.9
	2,000.00	000100	54.2		3,500.00	026800	2.0

**TABLE 8: BASE PRICE PAID TO GROWERS FOR GRAPES CRUSHED AND DELIVERED TO CALIFORNIA PROCESSORS FROM THE 2024 CROP WITH BRIX FACTORS AND PURCHASED TONNAGE, BY TYPE, VARIETY, REPORTING DISTRICT WHERE GROWN, AND WEIGHTED AVERAGE BASE PRICE**

District, Type, and Variety	Base Price	Brix	Tons	District, Type, and Variety	Base Price	Brix	Tons
	Per Ton	Factors			Per Ton	Factors	
	Dollars	Code <sup>1</sup>			Dollars	Code <sup>1</sup>	
<b>DISTRICT 8 (Cont'd)</b>							
Grenache * (Cont'd)	3,503.30	000100	2.7		9,000.00	000100	0.8
	3,600.00	000100	9.4		9,100.00	000100	16.6
	3,600.00	011100	1.5		9,100.00	025100	2.2
	3,600.00	017200	2.0		9,400.00	000100	3.2
	3,700.00	000100	1.8		9,516.62	025100	1.5
	3,750.00	000100	4.0		9,600.00	000100	1.4
	3,800.00	000100	8.9		14,431.00	000100	7.6
	3,800.00	009500	2.9		16,000.00	000100	1.0
	3,800.00	013400	2.7	Wtd. Avg. Base & Total Tons	2,105.79		3,417.6
	3,800.00	017200	2.6				
	3,825.00	000100	8.4	Lagrein	1,400.00	000100	23.1
	3,825.00	025100	1.5		1,800.00	000100	49.8
	3,870.00	000100	1.8		1,899.97	000100	21.7
	3,875.00	011300	1.3		1,966.93	000100	49.4
	3,975.00	000100	10.8		2,204.00	000100	3.3
	4,000.00	000100	27.5		2,270.00	000100	5.1
	4,000.00	011600	0.8		2,400.00	000100	1.1
	4,000.00	017200	2.2		2,425.97	000100	37.7
	4,000.00	021000	0.5		2,564.10	021000	10.6
	4,000.00	026500	8.4		2,600.00	000100	2.0
	4,000.00	027600	3.5		3,118.00	024500	10.3
	4,027.74	000100	3.1	Wtd. Avg. Base & Total Tons	2,044.93		214.1
	4,100.00	000100	5.9				
	4,100.00	024500	8.0	Malbec	800.00	000100	8.0
	4,200.00	000100	3.2		1,000.00	000100	9.5
	4,248.07	000100	1.1		1,250.00	000100	1.5
	4,250.00	000100	4.9		1,300.00	000100	46.1
	4,300.00	000100	3.6		1,575.00	000100	47.2
	4,350.00	000100	0.9		1,600.00	000100	7.6
	4,400.00	000100	3.3		1,640.00	000100	65.0
	4,424.00	000100	1.0		1,650.00	000100	10.5
	4,500.00	000100	55.9		1,700.00	000100	3.3
	4,519.24	000100	3.3		1,700.00	026800	5.7
	4,529.50	000100	3.4		1,704.00	000100	0.5
	4,549.28	000100	3.0		1,732.00	000100	21.5
	4,550.00	000100	2.3		1,750.00	000100	14.3
	4,560.00	000100	3.0		1,800.00	000100	41.1
	4,635.00	000100	4.7		1,800.00	024800	22.4
	4,650.00	011600	0.7		1,850.00	000100	2.0
	4,714.56	000100	1.9		1,900.00	000100	4.1
	4,750.00	000100	2.4		1,900.00	017800	2.0
	4,750.00	024800	2.8		1,950.00	000100	1.8
	4,750.00	025100	0.8		2,000.00	000100	41.7
	4,800.00	000100	16.3		2,002.00	024500	3.5
	5,000.00	000100	31.3		2,006.28	000100	45.0
	5,000.00	025300	3.9		2,006.28	021200	0.6
	5,000.00	027600	1.0		2,100.00	000100	74.9
	5,000.00	028100	1.4		2,200.00	024800	27.6
	5,002.00	000100	2.3		2,285.11	000100	68.4
	5,021.90	000100	2.4		2,300.00	025100	22.4
	5,058.00	024500	3.5		2,400.00	000100	6.2
	5,200.00	000100	3.7		2,400.00	021600	0.5
	5,250.00	000100	4.1		2,419.00	024500	8.8
	5,288.79	000100	2.1		2,500.00	000100	102.6
	5,500.00	000100	7.7		2,500.00	021200	0.7
	5,500.00	025100	2.0		2,500.00	024500	1.0
	6,000.00	000100	16.0		2,500.00	026800	0.9
	6,000.00	021200	11.0		2,567.91	025100	53.1
	6,039.69	000100	1.2		2,800.00	000100	5.9
	6,086.00	000100	2.0		2,882.50	000100	5.0
	6,250.00	000100	1.9		3,000.00	000100	15.9
	6,500.00	000100	1.0		3,090.00	000100	3.0
	6,700.00	000100	0.7		3,150.00	000100	1.3
	6,783.62	000100	2.5		3,200.00	000100	54.5
	7,000.00	000100	39.8		3,250.00	026800	2.0
	7,000.00	025100	3.5		3,300.00	000100	3.1
	7,000.00	028100	3.7		3,348.00	000100	7.9
	7,153.95	000100	11.6		3,400.00	000100	2.0
	7,243.07	000100	1.8		3,500.00	000100	16.7
	7,500.00	017400	1.4		3,600.00	000100	1.5
	7,500.00	025100	0.5		4,000.00	000100	5.2
	7,700.00	000100	6.5		4,304.56	000100	9.3
	8,000.00	000100	21.7		4,350.00	000100	21.2
	8,000.00	025400	2.0		4,650.00	000100	3.9
					4,800.00	000100	2.4

**TABLE 8: BASE PRICE PAID TO GROWERS FOR GRAPES CRUSHED AND DELIVERED TO CALIFORNIA PROCESSORS FROM THE 2024 CROP WITH BRIX FACTORS AND PURCHASED TONNAGE, BY TYPE, VARIETY, REPORTING DISTRICT WHERE GROWN, AND WEIGHTED AVERAGE BASE PRICE**

District, Type, and Variety	Base Price	Brix	Tons	District, Type, and Variety	Base Price	Brix	Tons
	Per Ton	Factors			Per Ton	Factors	
	Dollars	Code <sup>1</sup>			Dollars	Code <sup>1</sup>	
<b>DISTRICT 8 (Cont'd)</b>					3,000.00	000100	11.2
Malbec (Cont'd)	4,817.00	024500	1.4		3,000.00	011100	0.5
	12,725.00	000100	15.9		3,090.00	000100	5.2
Wtd. Avg. Base & Total Tons	2,437.74		950.1		3,090.00	013600	4.4
					3,250.00	000100	3.2
Marselan <sup>4</sup>	2,000.00	000100	6.8		3,348.00	000100	6.0
Wtd. Avg. Base & Total Tons	2,000.00		6.8		3,500.00	000100	15.0
					3,500.00	011100	0.6
Mencia	2,000.00	000100	1.4		3,689.62	000100	9.4
	2,200.00	000100	1.1		3,750.00	000100	3.0
	3,000.00	000100	0.9		4,000.00	000100	12.5
	3,015.00	000100	2.1		4,200.00	021200	1.1
	3,850.00	000100	3.0		4,300.00	000100	2.0
	3,850.00	024500	0.6		4,500.00	000100	8.4
	4,000.00	000100	3.1		5,000.00	000100	0.4
Wtd. Avg. Base & Total Tons	3,320.61		12.2		5,050.00	000100	1.1
					5,058.00	024500	17.9
Merlot	320.00	000100	1,098.9		5,500.00	000100	1.3
	400.00	000100	1.7		7,000.00	000100	0.7
	500.00	024500	1.0		7,500.00	000100	1.7
	800.00	000100	81.5	Wtd. Avg. Base & Total Tons	1,412.90		4,980.0
	900.00	000100	5.2				
	940.00	000100	192.3	Meunier *	2,800.00	000100	1.2
	1,000.00	000100	102.4		3,200.00	009100	3.1
	1,133.00	027600	31.2		3,500.00	000100	1.5
	1,143.00	000100	2.5		14,431.00	000100	2.5
	1,200.00	000100	133.1	Wtd. Avg. Base & Total Tons	6,579.22		8.3
	1,250.00	000100	161.5				
	1,375.00	000100	105.0	Montepulciano	1,239.98	013600	6.6
	1,400.00	000100	159.8		2,000.00	000100	1.8
	1,450.00	000100	3.5		2,500.00	000100	0.8
	1,500.00	000100	516.6		3,500.00	000100	1.1
	1,500.00	017800	1.2	Wtd. Avg. Base & Total Tons	1,712.03		10.3
	1,500.00	024500	13.7				
	1,550.00	000100	71.1	Mourvedre *	550.00	000100	26.7
	1,550.00	024800	183.7		750.00	000100	13.0
	1,600.00	000100	53.2		800.00	000100	20.1
	1,600.00	021200	2.3		940.00	000100	52.8
	1,600.00	024800	55.4		1,000.00	000100	78.0
	1,617.31	029125	42.5		1,500.00	000100	4.6
	1,620.37	000100	11.2		1,657.21	000100	101.5
	1,676.28	000100	199.1		1,698.40	000100	62.8
	1,676.28	021200	0.7		1,700.00	017200	23.2
	1,697.88	026800	64.2		1,800.00	000100	1.5
	1,700.00	000100	5.4		1,800.00	024800	7.0
	1,700.00	026800	38.0		1,900.00	000100	0.8
	1,750.00	000100	188.6		1,950.00	000100	4.0
	1,764.00	024500	6.4		2,000.00	000100	14.3
	1,800.00	000100	59.9		2,000.00	021000	3.0
	1,800.00	021000	1.0		2,200.00	000100	35.1
	1,800.00	026800	12.0		2,200.00	011300	1.0
	1,850.00	021000	2.8		2,200.00	021200	16.3
	1,899.97	000100	129.0		2,250.00	000100	2.1
	1,900.00	000100	285.9		2,300.00	017800	5.3
	1,909.62	000100	10.3		2,347.41	025100	4.7
	1,964.00	000100	47.8		2,400.00	000100	2.0
	2,000.00	000100	46.4		2,500.00	000100	10.5
	2,000.00	024800	47.4		2,500.00	008100	1.3
	2,060.00	000100	5.0		2,500.00	013400	1.5
	2,200.00	000100	396.9		2,500.00	024800	9.6
	2,250.00	000100	95.4		2,556.11	000100	25.6
	2,300.00	000100	55.7		2,567.91	025100	52.7
	2,300.00	021600	0.5		2,600.00	000100	7.3
	2,310.00	000100	20.5		2,718.00	000100	1.7
	2,350.00	024500	30.9		2,753.00	024500	37.3
	2,400.00	000100	6.6		2,784.86	000100	5.5
	2,400.00	029125	10.3		2,797.28	000100	3.1
	2,500.00	000100	18.7		2,800.00	000100	6.6
	2,500.00	017000	2.0		2,800.00	025100	2.0
	2,500.00	024500	0.5		2,800.00	025400	1.7
	2,500.00	025100	3.6		2,878.47	000100	1.6
	2,625.00	029125	3.5		2,900.00	000100	6.2
	2,708.79	000100	4.3		3,000.00	000100	24.7
	2,800.00	000100	38.2		3,000.00	011100	0.5
	2,900.00	000100	6.4		3,000.00	021200	1.6

**TABLE 8: BASE PRICE PAID TO GROWERS FOR GRAPES CRUSHED AND DELIVERED TO CALIFORNIA PROCESSORS  
FROM THE 2024 CROP WITH BRIX FACTORS AND PURCHASED TONNAGE, BY TYPE, VARIETY, REPORTING DISTRICT  
WHERE GROWN, AND WEIGHTED AVERAGE BASE PRICE**

District, Type, and Variety	Base Price	Brix	Tons	District, Type, and Variety	Base Price	Brix	Tons
	Per Ton	Factors			Per Ton	Factors	
	Dollars	Code <sup>1</sup>			Dollars	Code <sup>1</sup>	
<b>DISTRICT 8 (Cont'd)</b>							
Mourvedre * (Cont'd)	3,100.00	000100	4.5	Negroamaro	2,300.00	000100	1.3
	3,200.00	000100	3.5	Wtd. Avg. Base & Total Tons	2,300.00		1.3
	3,267.12	000100	1.3				
	3,300.00	000100	1.8	Nero D'avola *	2,500.00	000100	0.4
	3,348.00	000100	9.0		2,700.00	013600	3.1
	3,400.00	000100	3.5		3,367.78	000100	0.9
	3,500.00	000100	31.9	Wtd. Avg. Base & Total Tons	3,450.00	013800	0.9
	3,509.91	000100	0.5		2,925.66		5.3
	3,600.00	000100	4.9				
	3,600.00	025100	1.2	Petit Verdot	400.00	024500	21.2
	3,700.00	000100	3.0		430.00	000100	178.2
	3,750.00	000100	9.6		500.00	024500	37.7
	3,800.00	000100	9.4		600.00	000100	45.6
	3,813.00	000100	0.6		750.00	000100	3.0
	3,850.00	000100	1.8		800.00	000100	15.2
	3,859.00	020800	2.1		940.00	000100	52.9
	4,000.00	000100	17.2		1,000.00	000100	175.6
	4,000.00	021000	0.5		1,200.00	000100	16.1
	4,000.00	024500	1.9		1,300.00	000100	13.6
	4,000.00	027600	3.0		1,375.00	000100	58.9
	4,100.00	024500	1.7		1,400.00	000100	191.9
	4,120.00	000100	6.0		1,400.00	021500	2.7
	4,250.00	000100	0.7		1,450.00	000100	5.1
	4,350.00	000100	21.2		1,500.00	000100	145.2
	4,448.87	000100	3.8		1,600.00	000100	86.6
	4,500.00	000100	23.6		1,640.00	000100	75.9
	4,500.00	011300	1.1		1,648.00	000100	86.8
	4,775.00	000100	9.1		1,700.00	000100	16.7
	4,800.00	000100	3.0		1,700.00	026800	6.0
	5,000.00	000100	10.2		1,750.00	000100	9.9
	5,000.00	021200	3.8		1,798.00	024500	5.6
	5,000.00	025100	1.0		1,800.00	000100	179.5
	5,000.00	025300	2.3		1,800.00	024500	0.4
	5,000.00	026800	4.1		1,800.00	024800	49.6
	5,200.00	000100	4.2		1,800.00	025100	1.2
	5,379.07	000100	3.8		1,802.14	000100	7.4
	5,439.79	000100	3.1		1,802.14	021200	0.5
	5,500.00	000100	10.7		1,825.00	000100	49.3
	5,800.00	000100	2.1		1,850.00	000100	11.3
	6,000.00	000100	10.2		1,854.00	000100	87.9
	6,000.00	025400	1.0		1,860.01	000100	45.9
	6,047.19	000100	2.1		1,882.39	026800	7.2
	6,179.90	000100	4.0		1,900.00	000100	3.2
	6,250.00	000100	1.1		1,900.00	001700	1.5
	6,300.00	000100	2.0		1,950.00	000100	4.5
	7,000.00	000100	33.0		2,000.00	000100	195.9
	7,000.00	025100	1.0		2,000.00	021200	1.0
	7,000.00	028100	2.8		2,000.00	024800	6.5
	7,194.00	000100	1.4		2,000.00	025300	1.4
	7,500.00	000100	1.0		2,075.00	000100	42.7
	8,000.00	000100	6.7		2,100.00	000100	84.5
	8,000.00	025100	2.0		2,200.00	000100	1.2
	8,000.00	025400	4.0		2,200.00	024400	1.6
	8,364.28	000100	1.2		2,250.00	000100	8.3
	9,076.84	000100	1.0		2,285.11	000100	95.0
	9,100.00	000100	13.5		2,300.00	017800	5.8
	9,400.00	000100	6.4		2,387.00	024500	50.4
Wtd. Avg. Base & Total Tons	2,887.46		1,001.9		2,400.00	000100	11.1
					2,500.00	000100	147.0
					2,500.00	024500	1.0
Nebbiolo	1,500.00	000100	0.3		2,595.00	000100	9.1
	2,000.00	013600	1.4		2,600.00	000100	0.9
	2,400.00	000100	2.9		2,696.00	000100	1.2
	2,400.00	027600	6.7		2,700.00	021000	4.0
	2,500.00	000100	14.6		2,743.21	000100	8.1
	2,600.00	021200	1.6		2,750.00	000100	8.5
	2,700.00	017200	2.4		2,883.07	000100	6.3
	2,737.00	000100	4.7		2,900.00	000100	11.7
	2,800.00	000100	13.8		2,940.00	000100	0.6
	3,800.00	000100	0.8		3,000.00	000100	6.8
	5,000.00	000100	1.4		3,090.00	000100	3.9
	6,899.75	000100	1.0		3,200.00	000100	12.3
	7,917.39	000100	1.8		3,250.00	000100	4.0
Wtd. Avg. Base & Total Tons	2,923.69		53.4		3,300.00	000100	3.1
					3,308.00	024600	1.1

**TABLE 8: BASE PRICE PAID TO GROWERS FOR GRAPES CRUSHED AND DELIVERED TO CALIFORNIA PROCESSORS FROM THE 2024 CROP WITH BRIX FACTORS AND PURCHASED TONNAGE, BY TYPE, VARIETY, REPORTING DISTRICT WHERE GROWN, AND WEIGHTED AVERAGE BASE PRICE**

District, Type, and Variety	Base Price	Brix	Tons	District, Type, and Variety	Base Price	Brix	Tons
	Per Ton	Factors			Per Ton	Factors	
	Dollars	Code <sup>1</sup>			Dollars	Code <sup>1</sup>	
<b>DISTRICT 8 (Cont'd)</b>					1,850.00	000100	19.4
Petit Verdot (Cont'd)	3,348.00	000100	15.3		1,850.00	021200	14.4
	3,379.38	000100	3.1		1,898.52	000100	19.6
	3,400.00	000100	1.0		1,899.97	000100	73.5
	3,500.00	000100	10.1		1,900.00	000100	93.9
	3,500.00	021200	1.7		1,900.00	026800	8.2
	3,600.00	000100	7.6		1,950.00	000100	37.4
	3,623.54	000100	5.4		2,000.00	000100	460.4
	3,750.00	000100	1.5		2,000.00	013600	1.9
	3,750.00	025300	0.5		2,000.00	024800	35.5
	4,000.00	000100	18.6		2,049.00	000100	4.9
	4,000.00	025100	5.1		2,050.00	000100	21.6
	4,000.00	025400	1.0		2,100.00	021000	2.5
	4,125.00	000100	2.9		2,178.22	000100	1.5
	4,350.00	000100	15.2		2,200.00	000100	213.5
	4,400.00	000100	9.6		2,205.00	024500	18.5
	4,500.00	000100	3.0		2,250.00	000100	105.7
	4,500.00	024800	5.5		2,274.95	000100	9.2
	4,650.00	000100	4.1		2,276.39	025100	3.4
	4,700.00	000100	4.9		2,285.11	000100	115.6
	4,750.00	024800	2.5		2,300.00	000100	13.1
	4,775.00	024800	10.1		2,350.00	021000	3.6
	4,800.00	000100	1.5		2,399.20	000100	13.4
	4,817.00	024500	7.9		2,400.00	000100	9.7
	5,000.00	000100	10.2		2,425.97	024500	12.5
	6,450.00	000100	1.3		2,500.00	000100	124.5
	6,500.00	000100	0.6		2,500.00	021800	0.9
	7,000.00	000100	1.2		2,500.00	024500	19.1
	7,150.00	000100	2.1		2,500.00	025100	8.1
	8,000.00	000100	6.2		2,517.00	024500	6.5
	8,000.00	025100	1.0		2,520.00	024500	32.7
	12,725.00	000100	12.5		2,545.00	000100	13.9
Wtd. Avg. Base & Total Tons	1,853.42		2,608.0		2,600.00	000100	2.6
					2,700.00	021000	3.1
Petite Sirah	350.00	000100	46.7		2,800.00	000100	8.3
	400.00	024500	91.8		2,936.00	000100	8.1
	500.00	000100	13.2		3,000.00	000100	20.6
	500.00	021200	0.7		3,000.00	024500	1.0
	700.00	000100	290.7		3,100.00	000100	9.9
	720.00	000100	198.5		3,101.88	000100	6.3
	800.00	000100	19.6		3,200.00	000100	4.8
	825.00	000100	98.9		3,200.00	024500	2.5
	1,000.00	000100	1,039.4		3,200.00	025100	2.8
	1,100.00	021600	1.0		3,300.00	000100	9.1
	1,300.00	000100	40.8		3,308.00	020700	2.2
	1,300.00	024500	10.1		3,348.00	000100	4.6
	1,375.00	000100	250.6		3,400.00	000100	32.6
	1,400.00	000100	260.0		3,500.00	000100	68.1
	1,450.00	000100	78.5		3,500.00	017800	1.2
	1,475.18	000100	17.5		3,500.00	024500	16.2
	1,475.19	000100	68.8		3,511.71	000100	1.5
	1,482.58	000100	184.3		3,600.00	000100	10.5
	1,500.00	000100	663.9		3,600.00	025300	2.2
	1,500.00	018025	5.9		3,689.62	000100	6.3
	1,500.00	026800	20.3		3,700.00	020900	5.1
	1,525.00	000100	136.5		3,750.00	000100	11.4
	1,550.00	000100	66.0		4,000.00	000100	4.5
	1,575.00	000100	47.2		4,100.00	000100	8.3
	1,600.00	000100	401.2		4,113.00	000100	4.8
	1,600.00	001900	19.0		4,125.00	000100	21.6
	1,629.00	000100	2.2		4,250.00	000100	24.5
	1,640.00	000100	40.2		4,276.93	002100	1.1
	1,650.00	000100	17.2		4,300.00	000100	4.7
	1,696.00	024500	6.1		4,350.00	000100	22.9
	1,698.40	000100	166.9		4,500.00	000100	1.5
	1,698.52	000100	13.9		4,533.16	000100	1.9
	1,698.52	021200	0.8		4,650.00	000100	4.3
	1,700.00	000100	47.7		4,750.00	000100	3.7
	1,707.63	000100	7.3		4,750.00	024800	2.8
	1,732.00	000100	17.6		4,800.00	025300	5.7
	1,750.00	000100	121.7		4,817.00	024500	4.8
	1,775.00	000100	15.0		4,980.82	000100	8.4
	1,800.00	000100	236.7		5,000.00	000100	14.0
	1,800.00	025100	1.3		5,000.00	025300	6.2
	1,825.00	000100	47.9		5,500.00	025400	3.0

**TABLE 8: BASE PRICE PAID TO GROWERS FOR GRAPES CRUSHED AND DELIVERED TO CALIFORNIA PROCESSORS FROM THE 2024 CROP WITH BRIX FACTORS AND PURCHASED TONNAGE, BY TYPE, VARIETY, REPORTING DISTRICT WHERE GROWN, AND WEIGHTED AVERAGE BASE PRICE**

District, Type, and Variety	Base Price	Brix	Tons	District, Type, and Variety	Base Price	Brix	Tons
	Per Ton	Factors			Per Ton	Factors	
	Dollars	Code <sup>1</sup>			Dollars	Code <sup>1</sup>	
<b>DISTRICT 8 (Cont'd)</b>					3,000.00	022900	1.5
Petite Sirah (Cont'd)	6,000.00	025100	1.8		3,012.89	000100	51.0
	7,000.00	000100	7.1		3,068.70	017600	4.8
	7,500.00	000100	3.1		3,090.00	021000	5.3
	7,500.00	025100	0.5		3,100.00	000100	54.7
	8,500.00	000100	0.8		3,200.00	000100	19.6
	9,100.00	000100	0.1		3,200.00	013600	7.5
Wtd. Avg. Base & Total Tons	1,638.61		6,735.3		3,200.00	017400	14.1
					3,200.00	017600	1.5
Pinot Noir *	200.00	000100	2.6		3,250.00	000100	2.1
	500.00	000100	509.7		3,289.00	000100	10.4
	800.00	024500	285.9		3,300.00	025100	3.6
	950.00	000100	523.3		3,350.00	000100	25.4
	1,000.00	000100	223.7		3,400.00	000100	14.5
	1,200.00	000100	161.7		3,452.26	000100	4.6
	1,200.00	024800	4.3		3,500.00	000100	112.6
	1,270.00	000100	257.4		3,500.00	017200	6.3
	1,300.00	000100	77.0		3,500.00	017600	3.6
	1,350.00	000100	311.2		3,500.00	020800	3.1
	1,400.00	000100	122.2		3,500.00	020900	17.3
	1,450.00	000100	24.2		3,539.88	000100	12.4
	1,500.00	000100	432.5		3,600.00	000100	10.6
	1,750.00	000100	17.2		3,600.00	006800	0.8
	1,800.00	000100	843.4		3,600.00	017400	75.4
	1,823.71	000100	915.3		3,650.00	013500	15.9
	1,850.00	021000	144.4		3,678.00	017200	2.7
	2,000.00	000100	487.9		3,714.00	000100	19.4
	2,000.00	013600	2.0		3,750.00	000100	3.3
	2,000.00	017600	1.5		3,757.78	000100	5.3
	2,150.00	000100	646.8		3,800.00	000100	27.1
	2,175.00	000100	74.4		3,800.00	013600	1.5
	2,200.00	000100	48.4		3,800.00	020800	1.9
	2,200.00	013600	88.0		3,900.00	011300	4.1
	2,200.00	017600	1.6		4,000.00	000100	203.7
	2,201.39	000100	7.1		4,000.00	006800	2.7
	2,250.00	000100	63.7		4,000.00	011600	1.3
	2,250.00	021200	47.8		4,000.00	013600	1.3
	2,251.20	000100	113.3		4,000.00	017000	1.3
	2,300.00	000100	244.6		4,000.00	017200	1.8
	2,369.00	021000	94.7		4,000.00	021000	12.5
	2,383.12	000100	4.8		4,000.00	021200	3.1
	2,400.00	000100	7.9		4,125.33	000100	16.4
	2,496.81	000100	3.6		4,134.00	000100	2.1
	2,500.00	000100	243.7		4,200.00	000100	14.5
	2,500.00	011300	1.1		4,200.00	017400	1.5
	2,500.00	013600	1.9		4,200.00	021200	15.5
	2,500.00	021200	10.9		4,240.00	000100	15.5
	2,587.82	000100	1.0		4,240.00	006400	2.1
	2,600.00	000100	330.8		4,240.80	000100	11.6
	2,600.00	013500	3.0		4,243.60	021000	15.7
	2,632.14	000100	90.3		4,250.00	000100	77.4
	2,633.40	000100	519.2		4,262.18	000100	7.5
	2,650.00	000100	2.7		4,300.00	000100	1.4
	2,657.22	000100	11.8		4,350.00	000100	12.7
	2,700.00	000100	126.8		4,351.16	000100	25.9
	2,700.00	006300	13.2		4,400.00	000100	1.9
	2,750.00	000100	79.1		4,423.39	000100	6.0
	2,794.50	000100	14.2		4,430.00	000100	23.8
	2,800.00	000100	42.0		4,469.32	000100	4.4
	2,800.00	013600	164.1		4,500.00	000100	91.3
	2,800.00	017600	3.1		4,500.00	011300	4.9
	2,850.00	013400	7.8		4,500.00	013600	1.7
	2,850.00	017200	4.4		4,500.00	017000	4.0
	2,887.42	000100	7.4		4,500.00	022800	4.4
	2,900.00	017200	6.0		4,521.48	000100	16.0
	2,935.00	020800	6.4		4,600.00	000100	8.3
	2,950.00	000100	21.6		4,695.00	000100	87.6
	2,967.23	000100	98.4		4,700.00	000100	15.1
	3,000.00	000100	149.7		4,742.50	000100	0.9
	3,000.00	013400	5.8		4,750.00	000100	13.3
	3,000.00	013500	1.4		4,750.00	021800	4.7
	3,000.00	013600	5.4		4,800.00	000100	8.6
	3,000.00	017200	10.3		4,850.00	000100	4.7
	3,000.00	017600	2.1		4,860.00	019200	1.4
	3,000.00	020800	27.4		4,897.58	000100	8.2

**TABLE 8: BASE PRICE PAID TO GROWERS FOR GRAPES CRUSHED AND DELIVERED TO CALIFORNIA PROCESSORS FROM THE 2024 CROP WITH BRIX FACTORS AND PURCHASED TONNAGE, BY TYPE, VARIETY, REPORTING DISTRICT WHERE GROWN, AND WEIGHTED AVERAGE BASE PRICE**

District, Type, and Variety	Base Price	Brix	Tons	District, Type, and Variety	Base Price	Brix	Tons
	Per Ton	Factors			Per Ton	Factors	
	Dollars	Code <sup>1</sup>			Dollars	Code <sup>1</sup>	
<b>DISTRICT 8 (Cont'd)</b>					7,000.00	000100	54.4
Pinot Noir * (Cont'd)	4,900.00	000100	1.2		7,000.00	017200	1.4
	4,917.00	025100	15.5		7,129.70	000100	12.2
	4,950.00	000100	7.3		7,140.00	000100	9.3
	4,988.00	000100	4.0		7,181.83	000100	3.7
	5,000.00	000100	117.5		7,210.00	000100	2.3
	5,000.00	011600	2.0		7,250.00	000100	22.6
	5,000.00	017200	5.2		7,250.00	011600	1.7
	5,000.00	017900	1.9		7,250.00	013800	1.9
	5,000.00	019100	2.1		7,250.00	022700	1.0
	5,000.00	021000	2.2		7,506.72	000100	13.2
	5,014.21	019300	57.4		7,678.00	000100	2.7
	5,092.32	000100	6.1		7,700.00	000100	7.1
	5,145.00	000100	4.2		7,800.00	000100	2.0
	5,200.00	000100	8.7		8,430.53	000100	5.5
	5,200.00	017000	4.1		8,500.00	000100	10.0
	5,225.00	000100	5.1		8,746.67	000100	47.1
	5,250.00	000100	6.6		9,028.72	000100	1.8
	5,250.00	013600	1.2		10,505.00	000100	2.3
	5,265.00	000100	9.3		11,205.46	000100	8.7
	5,300.00	000100	39.4		11,309.19	000100	2.5
	5,300.00	017200	2.7		12,777.89	000100	1.2
	5,400.00	000100	4.7		14,431.00	000100	34.6
	5,500.00	000100	63.6	Wtd. Avg. Base & Total Tons	2,483.42		11,057.3
	5,500.00	013500	1.5	Primitivo	350.00	000100	119.6
	5,500.00	013600	1.8		1,000.00	000100	18.6
	5,500.00	013800	7.2		1,200.00	000100	3.3
	5,500.00	013900	2.1		1,350.00	000100	25.4
	5,500.00	017000	4.8		1,400.00	000100	34.9
	5,567.93	000100	6.5		1,500.00	000100	30.0
	5,610.00	000100	3.2		1,752.09	000100	42.9
	5,625.91	000100	5.2		1,800.00	000100	3.0
	5,665.00	000100	1.0		2,000.00	000100	25.4
	5,700.00	000100	7.3		2,250.00	000100	2.8
	5,700.00	021200	3.0		2,250.00	024800	0.8
	5,722.00	024500	4.4		2,400.00	000100	1.0
	5,722.20	000100	28.0		2,400.00	029125	3.1
	5,750.00	000100	1.0		2,900.00	000100	14.5
	5,750.00	017400	9.7		2,900.00	029125	10.5
	5,750.00	022800	2.9	Wtd. Avg. Base & Total Tons	1,233.99		335.8
	5,800.00	000100	5.2	Refosco *	1,343.02	000100	36.2
	5,834.95	000100	1.5		2,000.00	000100	6.8
	5,850.00	000100	1.5		3,000.00	000100	2.0
	5,851.50	000100	2.2	Wtd. Avg. Base & Total Tons	1,515.94		45.0
	5,900.00	000100	4.6	Sagrantino	1,239.98	000100	1.3
	6,000.00	000100	27.7	Wtd. Avg. Base & Total Tons	1,239.98		1.3
	6,000.00	009500	1.5	Sangiovese *	800.00	000100	1.5
	6,000.00	011300	3.2		1,000.00	021000	0.5
	6,000.00	017200	2.7		1,239.98	000100	4.8
	6,000.00	020800	2.0		1,350.00	000100	3.2
	6,025.50	000100	2.2		1,500.00	000100	41.7
	6,050.00	024500	6.1		1,600.00	000100	18.6
	6,100.00	000100	4.0		1,800.00	000100	109.5
	6,100.00	021000	4.1		2,000.00	000100	24.9
	6,160.00	011300	2.1		2,100.00	017400	1.5
	6,200.00	000100	8.3		2,175.39	000100	20.1
	6,200.00	020800	1.0		2,175.39	021200	1.6
	6,200.00	021200	2.0		2,200.00	000100	14.3
	6,250.00	000100	68.3		2,250.00	000100	4.4
	6,250.00	011300	0.5		2,500.00	000100	24.7
	6,300.00	024500	18.0		2,500.00	021000	1.1
	6,500.00	000100	8.8		2,700.00	000100	8.3
	6,500.00	011600	1.1		2,750.00	000100	3.1
	6,500.00	014000	5.8		2,800.00	000100	63.6
	6,500.00	017200	2.7		2,800.00	017200	1.0
	6,500.00	017400	4.3		2,848.22	000100	3.2
	6,600.00	000100	4.9		3,000.00	000100	23.8
	6,650.00	000100	9.0		3,000.00	011600	0.5
	6,700.00	000100	1.7		3,000.00	027600	6.8
	6,750.00	000100	1.0		3,200.00	000100	1.0
	6,900.00	000100	18.7		3,488.00	000100	3.8
	6,900.00	011100	1.5				
	6,900.00	011300	3.9				
	6,900.00	021000	2.5				
	6,942.00	000100	2.2				

**TABLE 8: BASE PRICE PAID TO GROWERS FOR GRAPES CRUSHED AND DELIVERED TO CALIFORNIA PROCESSORS FROM THE 2024 CROP WITH BRIX FACTORS AND PURCHASED TONNAGE, BY TYPE, VARIETY, REPORTING DISTRICT WHERE GROWN, AND WEIGHTED AVERAGE BASE PRICE**

District, Type, and Variety	Base Price	Brix	Tons	District, Type, and Variety	Base Price	Brix	Tons
	Per Ton	Factors			Per Ton	Factors	
	Dollars	Code <sup>1</sup>			Dollars	Code <sup>1</sup>	
<b>DISTRICT 8 (Cont'd)</b>					2,500.00	013400	1.6
Sangiovese * (Cont'd)	3,500.00	000100	6.2		2,500.00	013600	4.3
	3,700.00	000100	0.6		2,500.00	017000	2.0
	4,000.00	000100	1.4		2,500.00	017200	1.4
Wtd. Avg. Base & Total Tons	2,192.57		395.7		2,500.00	021200	0.5
					2,507.88	000100	4.0
Souzao	5,081.08	000100	0.5		2,597.00	024500	25.9
	6,500.00	017800	3.7		2,600.00	000100	12.7
Wtd. Avg. Base & Total Tons	6,331.08		4.2		2,600.00	017200	2.8
					2,607.88	000100	1.7
St Macaire	1,650.00	000100	18.7		2,616.68	000100	13.9
	1,750.00	026800	3.3		2,617.00	000100	8.5
	2,500.00	000100	24.3		2,650.00	000100	20.7
	2,750.00	000100	3.6		2,700.00	000100	3.1
	3,500.00	000100	3.0		2,750.00	000100	75.4
Wtd. Avg. Base & Total Tons	2,226.47		52.9		2,800.00	000100	49.3
					2,800.00	028100	2.0
Syrah *	500.00	024500	45.7		2,801.79	000100	4.0
	710.00	000100	359.4		2,817.00	025100	3.4
	750.00	000100	2.1		2,850.00	000100	3.2
	800.00	000100	143.1		2,850.00	017200	3.4
	825.00	000100	74.7		2,880.19	000100	32.6
	850.00	000100	23.8		3,000.00	000100	88.9
	900.00	000100	15.1		3,000.00	011100	2.6
	1,000.00	000100	55.1		3,000.00	025100	1.3
	1,000.00	024800	3.5		3,000.00	026800	6.0
	1,110.00	000100	141.1		3,060.00	000100	4.1
	1,150.00	013600	89.3		3,100.00	000100	1.1
	1,200.00	000100	74.5		3,150.00	000100	3.2
	1,250.00	000100	37.1		3,200.00	000100	9.8
	1,250.00	025100	37.0		3,200.00	013600	0.9
	1,300.00	000100	3.5		3,200.00	017400	33.5
	1,400.00	000100	317.2		3,200.00	024500	6.9
	1,450.00	027500	66.6		3,250.00	000100	23.2
	1,500.00	000100	21.0		3,270.85	000100	9.0
	1,500.00	006500	0.6		3,300.00	000100	16.6
	1,500.00	025300	4.1		3,300.00	027500	14.0
	1,500.00	027600	12.2		3,308.00	000100	1.9
	1,550.00	000100	87.1		3,348.00	000100	36.3
	1,550.00	024500	44.0		3,400.00	000100	1.9
	1,600.00	000100	128.4		3,400.00	006840	4.5
	1,640.00	000100	58.8		3,500.00	000100	242.8
	1,700.00	000100	77.5		3,500.00	013600	1.5
	1,750.00	000100	55.6		3,500.00	021000	1.1
	1,800.00	000100	97.7		3,500.00	021200	34.3
	1,800.00	024800	23.8		3,500.00	025100	3.4
	1,850.00	000100	47.5		3,500.00	025300	1.4
	1,900.00	000100	18.1		3,504.61	000100	3.0
	1,950.00	000100	33.7		3,517.00	024800	5.3
	1,980.00	000100	8.4		3,600.00	000100	20.1
	2,000.00	000100	319.1		3,600.65	000100	15.7
	2,000.00	021000	4.5		3,723.44	000100	1.0
	2,000.00	024500	1.7		3,800.00	000100	23.5
	2,000.00	024800	11.9		3,800.00	021000	3.9
	2,000.00	025100	2.0		3,825.00	000100	1.6
	2,017.00	019000	3.7		3,825.00	025100	2.1
	2,100.00	000100	243.0		3,846.45	000100	5.5
	2,150.00	025100	4.0		3,900.00	000100	0.6
	2,180.00	000100	3.9		3,914.32	000100	1.8
	2,183.00	000100	5.5		3,925.00	000100	6.9
	2,200.00	000100	45.8		3,957.89	000100	1.9
	2,200.00	015300	4.7		3,975.00	000100	22.3
	2,250.00	000100	34.6		3,982.67	000100	6.0
	2,268.46	000100	9.9		3,990.00	000100	2.6
	2,275.00	000100	1.6		4,000.00	000100	76.3
	2,300.00	000100	80.8		4,000.00	010900	2.3
	2,300.00	013600	3.0		4,000.00	013600	31.1
	2,300.00	017800	20.5		4,000.00	021000	5.9
	2,326.17	000100	5.1		4,000.00	025100	3.7
	2,400.00	000100	12.2		4,000.00	026800	3.2
	2,400.00	029125	3.5		4,000.00	027500	26.7
	2,412.00	000100	1.1		4,081.00	000100	1.7
	2,423.11	026800	16.3		4,125.00	000100	3.2
	2,480.00	000100	5.4		4,174.77	000100	4.2
	2,500.00	000100	79.9		4,184.42	000100	3.1

**TABLE 8: BASE PRICE PAID TO GROWERS FOR GRAPES CRUSHED AND DELIVERED TO CALIFORNIA PROCESSORS FROM THE 2024 CROP WITH BRIX FACTORS AND PURCHASED TONNAGE, BY TYPE, VARIETY, REPORTING DISTRICT WHERE GROWN, AND WEIGHTED AVERAGE BASE PRICE**

District, Type, and Variety	Base Price	Brix	Tons	District, Type, and Variety	Base Price	Brix	Tons
	Per Ton	Factors			Per Ton	Factors	
	Dollars	Code <sup>1</sup>			Dollars	Code <sup>1</sup>	
<b>DISTRICT 8 (Cont'd)</b>					6,585.98	000100	3.0
Syrah * (Cont'd)	4,190.00	020600	3.1		6,600.00	025100	3.6
	4,200.00	000100	24.3		6,686.15	000100	3.9
	4,200.00	025300	3.0		6,700.00	000100	0.9
	4,217.00	024500	14.8		6,879.76	000100	1.3
	4,250.00	000100	17.8		6,900.00	000100	4.8
	4,284.00	000100	6.2		7,043.00	000100	4.1
	4,293.30	000100	2.5		7,053.64	000100	3.0
	4,300.00	027500	1.1		7,066.54	000100	6.3
	4,341.02	000100	9.7		7,231.05	000100	2.9
	4,350.00	000100	62.2		7,266.45	000100	3.4
	4,400.00	000100	2.9		7,304.26	000100	6.9
	4,400.00	013800	1.1		7,381.04	000100	2.7
	4,446.58	000100	3.9		7,431.85	000100	1.0
	4,450.00	000100	10.2		7,500.00	000100	7.6
	4,450.01	000100	1.7		7,500.00	017400	4.8
	4,500.00	000100	59.9		7,500.00	025100	4.4
	4,543.08	000100	1.8		7,537.10	000100	1.4
	4,567.00	000100	2.1		7,544.80	000100	1.0
	4,600.00	000100	14.7		8,000.00	000100	90.1
	4,617.00	024500	2.5		8,000.00	025100	5.9
	4,635.00	000100	1.9		8,000.00	025400	17.9
	4,650.00	000100	10.7		8,161.00	000100	2.1
	4,675.00	000100	4.8		8,229.33	025100	10.1
	4,700.00	000100	2.0		8,500.00	000100	1.2
	4,738.00	000100	2.0		8,703.69	000100	15.8
	4,750.00	000100	30.6		9,000.00	000100	2.2
	4,750.00	025100	0.2		9,100.00	000100	15.2
	4,760.19	000100	1.4		9,100.00	025100	1.0
	4,800.00	000100	0.9		9,100.00	025300	1.4
	4,950.00	013800	1.5		9,312.52	000100	1.3
	5,000.00	000100	43.0		9,400.00	000100	10.0
	5,000.00	008100	1.0		9,502.54	000100	1.8
	5,000.00	011600	1.0		9,569.36	000100	3.1
	5,000.00	013400	1.0		9,600.00	000100	2.7
	5,017.00	060738	1.1		10,000.00	000100	1.2
	5,032.81	000100	1.6		11,932.00	000100	3.5
	5,063.00	000100	11.1		12,725.00	000100	8.5
	5,076.74	000100	4.3		14,000.00	000100	3.4
	5,100.00	000100	2.1		14,431.00	000100	13.6
	5,121.79	000100	1.6		14,486.15	000100	2.2
	5,150.00	000100	1.8		16,000.00	000100	0.9
	5,200.00	000100	1.1	Wtd. Avg. Base & Total Tons	2,714.86		5,115.4
	5,240.00	000100	4.7				
	5,250.00	000100	17.4	Tannat	720.00	000100	0.5
	5,340.53	000100	1.5		750.00	000100	2.5
	5,418.00	000100	1.5		1,000.00	000100	8.7
	5,500.00	000100	22.5		1,200.00	000100	0.9
	5,500.00	013600	0.9		1,400.00	000100	2.3
	5,525.00	000100	22.5		1,500.00	025100	1.3
	5,555.00	000100	2.7		1,800.00	000100	21.9
	5,617.00	024500	3.2		1,800.00	025100	2.3
	5,717.00	000100	7.5		1,870.00	000100	6.7
	5,747.00	000100	1.7		1,900.00	000100	1.4
	5,750.00	000100	1.7		2,000.00	000100	19.7
	5,800.00	000100	3.9		2,000.00	025100	3.3
	5,809.58	000100	1.4		2,200.00	022700	4.5
	6,000.00	000100	7.4		2,300.00	000100	4.4
	6,000.00	021200	4.4		2,400.00	000100	0.7
	6,250.00	000100	10.0		2,500.00	027500	1.0
	6,290.50	000100	5.7		2,600.00	000100	1.5
	6,292.77	000100	38.0		3,000.00	000100	6.8
	6,300.00	000100	12.8		3,300.00	000100	2.6
	6,300.00	025100	1.7		3,500.00	000100	0.9
	6,367.65	000100	2.0		3,600.00	000100	1.3
	6,400.00	000100	3.6		3,600.00	021200	0.9
	6,411.75	000100	3.8		4,000.00	000100	0.4
	6,417.00	021000	3.9		4,350.00	000100	3.7
	6,475.00	000100	6.3		4,627.80	000100	2.3
	6,500.00	000100	14.3		5,000.00	000100	0.9
	6,500.00	025100	1.5		6,500.00	000100	0.8
	6,500.00	025300	4.8		9,100.00	000100	4.7
	6,500.00	028100	0.8		9,100.00	029125	1.0
	6,551.76	000100	2.1	Wtd. Avg. Base & Total Tons	2,547.71		109.9
	6,557.08	000100	2.1				

**TABLE 8: BASE PRICE PAID TO GROWERS FOR GRAPES CRUSHED AND DELIVERED TO CALIFORNIA PROCESSORS  
FROM THE 2024 CROP WITH BRIX FACTORS AND PURCHASED TONNAGE, BY TYPE, VARIETY, REPORTING DISTRICT  
WHERE GROWN, AND WEIGHTED AVERAGE BASE PRICE**

District, Type, and Variety	Base Price	Brix	Tons	District, Type, and Variety	Base Price	Brix	Tons
	Per Ton	Factors			Per Ton	Factors	
	Dollars	Code <sup>1</sup>			Dollars	Code <sup>1</sup>	
<b>DISTRICT 8 (Cont'd)</b>							
Tempranillo *	1,500.00	000100	1.1	Valdiguie *	1,072.97	000100	19.0
	1,600.00	000100	12.3		1,350.00	000100	5.2
	1,650.00	000100	0.8		1,371.03	000100	9.4
	1,700.00	000100	3.7		1,500.00	000100	6.6
	1,750.00	000100	1.5		1,500.00	008100	7.9
	2,000.00	000100	12.8		1,600.00	000100	32.2
	2,099.53	000100	5.9		1,700.00	000100	165.6
	2,200.00	000100	7.6		2,000.00	000100	3.4
	2,205.00	027500	47.7		2,000.00	013600	15.4
	2,250.00	000100	7.8		2,500.00	000100	0.6
	2,350.00	000100	3.3		3,000.00	000100	5.3
	2,473.19	000100	4.9		3,000.00	013600	1.1
	2,473.19	021200	1.0		3,465.00	000100	2.0
	2,495.30	000100	4.8		3,500.00	000100	12.2
	2,500.00	000100	4.6		3,500.00	009000	1.4
	2,500.00	017800	1.7		3,575.00	000100	1.4
	2,500.00	021200	5.7		3,600.00	000100	18.3
	2,500.00	024500	1.0		3,700.00	000100	3.9
	2,700.00	000100	1.0		3,800.00	000100	3.3
	2,800.00	000100	2.0		3,800.00	009000	2.5
	2,800.00	017200	0.9		3,800.00	017200	1.3
	2,865.00	000100	1.1		3,952.94	000100	1.7
	2,936.00	000100	4.6		4,000.00	000100	7.2
	3,000.00	021200	0.7		6,601.32	000100	1.7
	3,150.00	000100	1.3	Wtd. Avg. Base & Total Tons	2,029.68		328.6
	3,200.00	017800	0.7				
	3,200.00	027800	2.1	Zinfandel	500.00	000100	15.8
	3,300.00	000100	3.2		750.00	000100	8.5
	3,500.00	000100	4.3		800.00	000100	23.2
	3,600.00	000100	5.0		925.00	000100	51.5
	3,750.00	000100	21.2		950.00	000100	7.1
	3,800.00	000100	3.0		1,000.00	000100	49.4
	4,350.00	000100	10.3		1,100.00	021600	1.0
	4,500.00	000100	4.9		1,200.00	000100	391.8
	4,500.00	025400	0.5		1,200.00	029125	7.5
	4,750.00	000100	3.9		1,250.00	000100	4.9
	4,750.00	024800	1.0		1,300.00	000100	91.1
	5,000.00	000100	3.4		1,355.58	000100	32.9
	6,500.00	000100	1.9		1,375.00	000100	93.6
	7,000.00	000100	20.0		1,400.00	000100	19.0
	8,000.00	000100	8.4		1,500.00	000100	6.5
	8,000.00	025400	1.8		1,500.00	017800	0.6
	9,200.00	000100	1.9		1,550.00	000100	35.5
Wtd. Avg. Base & Total Tons	3,429.32		237.3		1,617.31	000100	42.3
					1,700.00	000100	92.9
Teroldego	2,700.00	021000	2.0		1,750.00	000100	24.6
	2,864.00	000100	2.1		1,800.00	000100	12.7
	2,985.00	000100	1.9		1,800.06	000100	1.0
	3,000.00	000100	3.9		1,940.34	000100	103.9
	4,350.00	000100	0.2		2,000.00	000100	15.5
Wtd. Avg. Base & Total Tons	2,936.23		10.1		2,000.00	021000	9.6
					2,000.00	025100	0.6
Tinta Cao	3,856.06	000100	1.5		2,100.00	000100	79.9
	6,500.00	017800	4.1		2,119.20	021000	3.2
Wtd. Avg. Base & Total Tons	5,791.80		5.6		2,200.00	000100	21.3
					2,200.00	017800	0.9
Touriga Nacional *	1,800.00	000100	0.4		2,250.00	029125	3.8
	1,870.00	000100	3.0		2,267.76	024500	10.2
	2,000.00	017800	3.6		2,300.00	000100	53.6
	2,049.00	024500	0.8		2,400.00	000100	1.0
	2,200.00	017800	1.3		2,400.00	026800	5.0
	2,350.00	000100	2.5		2,400.00	029900	4.8
	2,500.00	000100	0.9		2,400.00	030370	3.1
	3,000.00	000100	1.5		2,500.00	000100	93.4
	3,300.00	000100	0.7		2,500.00	017200	4.2
	3,387.39	000100	3.4		2,500.00	021800	1.5
	6,500.00	017800	2.4		2,600.00	000100	7.6
	9,100.00	000100	2.4		2,600.00	029125	13.7
Wtd. Avg. Base & Total Tons	3,577.35		22.9		2,650.00	000100	14.2
					2,750.00	000100	13.1
Trousseau *	2,000.00	000100	2.2		2,750.00	025400	0.9
	2,900.00	000100	1.9		2,800.00	000100	7.2
Wtd. Avg. Base & Total Tons	2,417.07		4.1		2,900.00	000100	84.7
					2,901.06	000100	1.6
					2,950.00	000100	9.9

**TABLE 8: BASE PRICE PAID TO GROWERS FOR GRAPES CRUSHED AND DELIVERED TO CALIFORNIA PROCESSORS  
FROM THE 2024 CROP WITH BRIX FACTORS AND PURCHASED TONNAGE, BY TYPE, VARIETY, REPORTING DISTRICT  
WHERE GROWN, AND WEIGHTED AVERAGE BASE PRICE**

District, Type, and Variety	Base Price	Brix	Tons	District, Type, and Variety	Base Price	Brix	Tons
	Per Ton	Factors			Per Ton	Factors	
	Dollars	Code <sup>1</sup>			Dollars	Code <sup>1</sup>	
<b>DISTRICT 8 (Cont'd)</b>							
Zinfandel (Cont'd)	3,000.00	000100	101.3	Fiano	1,200.00	012200	3.2
	3,000.00	025100	1.4		1,500.00	013200	1.0
	3,000.00	029125	56.1	Wtd. Avg. Base & Total Tons	1,271.43		4.2
	3,100.00	000100	1.6	French Colombard	1,800.00	000100	5.2
	3,200.00	000100	9.0	Wtd. Avg. Base & Total Tons	1,800.00		5.2
	3,200.00	027600	5.5	Gewurztraminer	1,000.00	017200	5.7
	3,348.00	000100	3.9		1,800.00	000100	0.5
	3,400.00	000100	28.8		1,975.00	010900	2.9
	3,400.00	024500	23.5		2,080.00	019100	1.8
	3,500.00	000100	118.3	Wtd. Avg. Base & Total Tons	1,474.45		10.9
	4,000.00	000100	30.9	Gruner Veltliner	2,200.00	013600	2.0
	4,500.00	000100	31.9	Wtd. Avg. Base & Total Tons	2,200.00		2.0
	4,625.00	000100	3.1	Malvasia Bianca	750.00	000100	0.5
	4,750.00	000100	8.8	Wtd. Avg. Base & Total Tons	750.00		0.5
	4,750.00	024800	1.0	Marsanne	1,800.00	000100	1.9
	5,000.00	000100	7.4	Wtd. Avg. Base & Total Tons	1,800.00		1.9
	5,500.00	025400	2.1	Muscat Blanc *	1,309.86	000100	235.1
	7,000.00	000100	36.1		2,000.00	000100	1.3
Wtd. Avg. Base & Total Tons	12,725.00	000100	15.4		2,200.00	013600	1.0
	2,225.75		2,067.9		2,400.00	000100	0.4
Other Red Wine <sup>2</sup>	1,200.00	021000	0.6	Wtd. Avg. Base & Total Tons	1,319.21		237.8
	1,735.00	000100	5.3	Muscat Of Alexandria	2,400.00	000100	1.9
	1,800.00	000100	13.8	Wtd. Avg. Base & Total Tons	2,400.00		1.9
	2,000.00	000100	2.6	Muscat Orange	382.71	000100	259.7
	2,175.00	017200	0.4	Wtd. Avg. Base & Total Tons	382.71		259.7
	2,500.00	000100	0.8	Picpoul Blanc	750.00	000100	0.5
	3,000.00	000100	2.7	Wtd. Avg. Base & Total Tons	750.00		0.5
	4,000.00	000100	1.1	Pinot Blanc	1,612.47	000100	8.0
Wtd. Avg. Base & Total Tons	4,500.00	000100	3.5	Wtd. Avg. Base & Total Tons	1,612.47		8.0
	2,307.65		30.8	Pinot Gris *	500.00	000100	1,887.7
					505.00	039720	904.5
<b>DISTRICT 9</b>				Wtd. Avg. Base & Total Tons	620.00	000100	1,037.5
<b>Wine Grapes (White)</b>					1,350.00	000100	4.9
Albarino *	1,000.00	000100	9.9	Wtd. Avg. Base & Total Tons	534.73		3,834.6
	2,800.00	000100	18.1	Roussanne	1,350.00	000100	7.0
Wtd. Avg. Base & Total Tons	2,163.57		28.0	Wtd. Avg. Base & Total Tons	1,650.00	000100	1.0
Assyrtiko <sup>3</sup>	1,850.00	000100	0.4		1,800.00	000100	1.5
	2,100.00	000100	7.9	Wtd. Avg. Base & Total Tons	1,452.63		9.5
Wtd. Avg. Base & Total Tons	2,087.95		8.3	Sauvignon Blanc *	550.00	000100	751.2
Chardonnay *	142.00	010900	284.2		589.49	000100	513.1
	150.00	000100	130.1		589.49	040300	155.2
	550.00	000100	2,148.8		590.63	000100	443.5
	583.08	000100	708.1		975.00	000100	2.2
	603.08	000100	72.4		1,200.00	000100	0.3
	642.00	059593	1,265.8	Wtd. Avg. Base & Total Tons	1,350.00	000100	6.0
	650.00	059595	365.8		2,207.00	000100	1.0
	657.23	000100	4,558.6	Wtd. Avg. Base & Total Tons	577.77		1,872.5
	657.23	061300	1,408.8	Semillon	1,200.00	000100	0.1
	800.00	000100	781.2	Wtd. Avg. Base & Total Tons	1,200.00		0.1
	825.00	000100	422.4	St. Emilion *	2,200.00	000100	7.0
	1,267.00	021000	9.3	Wtd. Avg. Base & Total Tons	2,200.00		7.0
	1,350.00	000100	15.2	Verdejo	450.00	000100	4.8
	2,200.00	014000	3.4	Wtd. Avg. Base & Total Tons	450.00		4.8
Wtd. Avg. Base & Total Tons	3,000.00	000100	2.7	Verdelho	2,113.99	000100	151.6
	631.69		12,176.8	Wtd. Avg. Base & Total Tons	2,113.99		151.6
Chenin Blanc	550.00	000100	5.0				
	700.00	000100	5.5				
	1,500.00	009100	3.0				
	1,800.00	000100	1.2				
Wtd. Avg. Base & Total Tons	902.04		14.7				
Cortese	1,450.00	000100	4.9				
Wtd. Avg. Base & Total Tons	1,450.00		4.9				
Falaghina Greco	1,000.00	011300	0.3				
	1,450.00	000100	1.2				
Wtd. Avg. Base & Total Tons	1,360.00		1.5				

**TABLE 8: BASE PRICE PAID TO GROWERS FOR GRAPES CRUSHED AND DELIVERED TO CALIFORNIA PROCESSORS  
FROM THE 2024 CROP WITH BRIX FACTORS AND PURCHASED TONNAGE, BY TYPE, VARIETY, REPORTING DISTRICT  
WHERE GROWN, AND WEIGHTED AVERAGE BASE PRICE**

District, Type, and Variety	Base Price	Brix	Tons	District, Type, and Variety	Base Price	Brix	Tons
	Per Ton	Factors			Per Ton	Factors	
	Dollars	Code <sup>1</sup>			Dollars	Code <sup>1</sup>	
<b>DISTRICT 9 (Cont'd)</b>							
Vermentino *	750.00	000100	0.5	Graciano	2,800.00	000100	6.9
	1,476.15	000100	417.0	Wtd. Avg. Base & Total Tons	2,800.00		6.9
	2,100.00	017000	0.5	Grenache *	550.00	000100	6.0
	2,200.00	017000	1.1		1,000.00	000100	1.5
Wtd. Avg. Base & Total Tons	1,477.93		419.1		1,350.00	000100	15.8
					1,450.00	000100	3.2
Viognier	1,350.00	000100	6.5		1,800.00	000100	5.1
	1,697.08	000100	146.2		2,200.00	000100	4.2
	1,800.00	000100	0.6		2,800.00	000100	0.8
	1,900.00	000100	12.7		3,500.00	000100	1.8
Wtd. Avg. Base & Total Tons	2,200.00	000100	4.2	Wtd. Avg. Base & Total Tons	1,503.39		38.4
	1,711.74		170.2	Malbec	150.00	000100	4.9
White Riesling *	2,740.00	012300	3.8		650.00	067605	715.0
Wtd. Avg. Base & Total Tons	2,740.00		3.8		794.75	060905	271.4
					850.00	000100	295.7
Other White Wine <sup>2</sup>	1,000.00	011300	0.3		1,350.00	000100	5.5
	1,117.00	008000	6.4		1,800.00	000100	2.2
	1,200.00	009000	1.2		2,000.00	000100	0.7
	1,200.00	012200	1.2		2,125.00	020800	3.1
	2,000.00	000100	7.0		2,357.00	000100	0.8
	2,100.00	017000	0.5	Wtd. Avg. Base & Total Tons	734.07		1,299.3
	2,200.00	017000	0.6	Merlot	250.00	000100	0.5
Wtd. Avg. Base & Total Tons	1,552.26		17.2		592.13	000100	236.0
					2,000.00	000100	2.2
<b>Wine Grapes (Red)</b>				Wtd. Avg. Base & Total Tons	604.39		238.7
Aglianico	1,800.00	024500	4.5	Mourvedre *	250.00	000100	1.0
	2,200.00	013600	1.3		750.00	000100	0.5
Wtd. Avg. Base & Total Tons	1,889.66		5.8		1,350.00	000100	3.4
					2,200.00	000100	4.5
Alicante Bouschet *	1,350.00	000100	1.4		2,500.00	000100	0.8
Wtd. Avg. Base & Total Tons	1,350.00		1.4	Wtd. Avg. Base & Total Tons	1,677.94		10.2
Barbera	250.00	000100	3.8	Nebbiolo	250.00	000100	0.4
	550.00	000100	6.5		2,000.00	011300	1.0
	1,000.00	000100	3.0		2,200.00	000100	1.2
	1,100.00	000100	4.4		2,500.00	024500	2.5
	1,450.00	000100	3.3	Wtd. Avg. Base & Total Tons	2,154.90		5.1
	1,700.00	024500	4.7	Petit Verdot	542.00	067605	89.9
	2,200.00	000100	5.2		650.00	067605	812.5
	2,200.00	013600	1.5		800.00	000100	371.9
Wtd. Avg. Base & Total Tons	2,900.00	000100	22.1		850.00	000100	290.6
	1,907.71		54.5		882.04	000100	209.7
					1,350.00	000100	3.9
Blaufraenkisch *	2,000.00	022700	1.7		1,800.00	000100	0.6
	2,200.00	013600	1.1		1,850.00	000100	2.0
Wtd. Avg. Base & Total Tons	2,078.57		2.8		2,200.00	020800	2.9
					2,400.00	000100	1.9
Cabernet Franc	1,600.00	021500	2.0	Wtd. Avg. Base & Total Tons	743.23		1,785.9
Wtd. Avg. Base & Total Tons	1,600.00		2.0	Petite Sirah	615.00	000100	215.1
Cabernet Sauvignon	250.00	000100	1.0		650.00	067605	371.1
	525.00	067893	604.7		750.00	000100	0.1
	592.00	067605	995.4		800.00	000100	902.0
	685.69	000100	1,281.3		850.00	000100	292.7
	705.69	000100	135.9		896.26	000100	328.5
	777.66	000100	430.7		1,200.00	000100	3.3
	850.00	000100	408.4		1,350.00	000100	26.9
	1,350.00	000100	13.0		1,675.00	020800	3.3
	1,800.00	000100	5.8		3,300.00	000100	33.2
	2,000.00	000100	1.0		4,500.00	025300	9.3
Wtd. Avg. Base & Total Tons	2,400.00	000100	1.0	Wtd. Avg. Base & Total Tons	839.90		2,185.5
	669.37		3,878.2	Pinot Noir *	2,000.00	014000	3.0
Carignane	2,000.00	011300	2.0		3,000.00	013100	3.4
Wtd. Avg. Base & Total Tons	2,000.00		2.0		3,100.00	000100	1.6
Cinsaut *	1,800.00	000100	0.4		3,100.00	014000	4.7
Wtd. Avg. Base & Total Tons	1,800.00		0.4		3,100.00	022700	3.2
Counoise	2,200.00	000100	5.2		3,300.00	014000	1.0
Wtd. Avg. Base & Total Tons	2,200.00		5.2	Wtd. Avg. Base & Total Tons	2,896.45		16.9

**TABLE 8: BASE PRICE PAID TO GROWERS FOR GRAPES CRUSHED AND DELIVERED TO CALIFORNIA PROCESSORS  
FROM THE 2024 CROP WITH BRIX FACTORS AND PURCHASED TONNAGE, BY TYPE, VARIETY, REPORTING DISTRICT  
WHERE GROWN, AND WEIGHTED AVERAGE BASE PRICE**

District, Type, and Variety	Base Price	Brix	Tons	District, Type, and Variety	Base Price	Brix	Tons
	Per Ton	Factors			Per Ton	Factors	
	Dollars	Code <sup>1</sup>			Dollars	Code <sup>1</sup>	
<b>DISTRICT 9 (Cont'd)</b>					1,850.00	017800	1.4
Primitivo	750.00	000100	0.5		1,862.19	020800	3.5
Wtd. Avg. Base & Total Tons	750.00		0.5		1,900.00	000100	7.5
Sangiovese *	2,000.00	000100	0.6		1,900.00	013600	1.4
	2,200.00	013600	4.9		1,900.00	018100	5.0
	2,293.00	000100	2.8		1,980.00	000100	1.4
Wtd. Avg. Base & Total Tons	2,216.92		8.3		1,980.00	017200	3.0
					2,000.00	008100	1.9
Syrah *	250.00	000100	2.0		2,050.00	000100	16.0
	450.00	000100	3.1		2,200.00	000100	3.7
	500.00	067893	231.8		2,200.00	018100	2.4
	850.00	000100	230.5		2,300.00	011100	3.2
	1,350.00	000100	6.4		2,300.00	018100	45.9
	1,800.00	000100	8.1		3,300.00	000100	10.2
	2,000.00	000100	0.6		3,500.00	000100	3.5
	2,000.00	022700	0.3	Wtd. Avg. Base & Total Tons	1,791.79		319.6
	2,200.00	000100	1.4				
Wtd. Avg. Base & Total Tons	3,000.00	000100	13.5	Chenin Blanc	1,800.00	000100	3.7
	768.17		497.7		1,800.00	010900	9.5
Tannat	1,522.62	000100	315.4		2,000.00	000100	5.2
	1,545.85	060905	115.3		2,000.00	009300	2.0
	1,800.00	024500	5.4		2,000.00	017400	2.9
	2,800.00	000100	3.0		2,100.00	000100	0.7
Wtd. Avg. Base & Total Tons	1,540.86		439.1	Wtd. Avg. Base & Total Tons	2,500.00	000100	1.0
					1,917.20		25.0
Tempranillo *	600.00	067605	173.1	Clarette Blanche	2,400.00	000100	1.0
	841.23	000100	262.8	Wtd. Avg. Base & Total Tons	2,400.00		1.0
	900.00	000100	19.4				
	1,350.00	000100	10.6	Falaghina Greco	2,000.00	000100	5.5
	1,500.00	024500	5.2		2,000.00	011600	1.0
	1,650.00	000100	1.0	Wtd. Avg. Base & Total Tons	2,000.00		6.5
	1,675.00	020800	3.4				
	2,400.00	000100	6.6	Fiano	2,000.00	013600	1.9
	2,900.00	000100	13.7		2,000.00	017200	3.1
	3,600.00	025400	13.1		2,500.00	011600	0.8
Wtd. Avg. Base & Total Tons	932.56		508.9		2,500.00	013600	1.6
					2,800.00	000100	1.2
Teroldego	675.00	067605	716.0	Wtd. Avg. Base & Total Tons	2,251.16		8.6
	800.00	000100	271.3				
	887.58	000100	497.2	Gewurztraminer	1,950.00	000100	0.7
	1,200.00	026700	1.0	Wtd. Avg. Base & Total Tons	1,950.00		0.7
	1,500.00	024500	4.0				
Wtd. Avg. Base & Total Tons	771.30		1,489.5	Grenache Blanc *	1,400.00	000100	1.6
					1,800.00	000100	2.5
Touriga Nacional *	1,850.00	000100	2.0		2,000.00	017000	0.5
Wtd. Avg. Base & Total Tons	1,850.00		2.0		2,250.00	018100	5.8
					2,300.00	000100	0.5
Zinfandel	1,800.00	000100	2.5		2,300.00	008900	4.8
	2,000.00	000100	1.3		2,400.00	000100	1.7
	2,357.00	000100	0.8		2,500.00	000100	1.0
Wtd. Avg. Base & Total Tons	1,953.39		4.6		2,500.00	010700	1.0
					2,500.00	016800	0.5
<b>DISTRICT 10</b>					3,200.00	000100	2.5
<b>Table Grapes</b>				Wtd. Avg. Base & Total Tons	2,290.62		22.4
Other Table <sup>2</sup>	1,500.00	000100	0.1				
Wtd. Avg. Base & Total Tons	1,500.00		0.1	Grenache Gris *	1,800.00	013400	1.6
				Wtd. Avg. Base & Total Tons	1,800.00		1.6
<b>Wine Grapes (White)</b>							
Albarino *	500.00	000100	1.0	Malvasia Bianca	2,000.00	024500	3.3
	1,600.00	009300	1.5	Wtd. Avg. Base & Total Tons	2,000.00		3.3
	1,800.00	009300	3.6				
	1,950.00	000100	6.6	Marsanne	1,800.00	000100	1.5
	2,000.00	000100	1.3		2,000.00	000100	5.1
	2,200.00	012900	0.9		2,000.00	018000	1.0
Wtd. Avg. Base & Total Tons	1,800.67		14.9		2,100.00	000100	2.5
					2,300.00	000100	1.0
Chardonnay *	600.00	000100	6.2	Wtd. Avg. Base & Total Tons	3,200.00	000100	2.7
	1,500.00	000100	154.4		2,252.90		13.8
	1,500.00	020800	3.3				
	1,600.00	000100	14.6	Moscato Gaillo *	2,000.00	000100	2.3
	1,700.00	000100	10.1	Wtd. Avg. Base & Total Tons	2,000.00		2.3
	1,800.00	021200	1.7				
Wtd. Avg. Base & Total Tons	1,850.00	000100	19.3	Muscat Blanc *	1,650.00	020800	3.3
				Wtd. Avg. Base & Total Tons	1,650.00		3.3

**TABLE 8: BASE PRICE PAID TO GROWERS FOR GRAPES CRUSHED AND DELIVERED TO CALIFORNIA PROCESSORS  
FROM THE 2024 CROP WITH BRIX FACTORS AND PURCHASED TONNAGE, BY TYPE, VARIETY, REPORTING DISTRICT  
WHERE GROWN, AND WEIGHTED AVERAGE BASE PRICE**

District, Type, and Variety	Base Price	Brix	Tons	District, Type, and Variety	Base Price	Brix	Tons
	Per Ton	Factors			Per Ton	Factors	
	Dollars	Code <sup>1</sup>			Dollars	Code <sup>1</sup>	
<b>DISTRICT 10 (Cont'd)</b>					2,000.00	000100	1.9
Muscat Of Alexandria	2,000.00	018100	3.3		2,800.00	000100	1.4
Wtd. Avg. Base & Total Tons	2,000.00		6.7	Wtd. Avg. Base & Total Tons	1,456.60		15.9
Picpoul Blanc	1,100.00	000100	0.4	Vermentino *	1,600.00	015800	37.5
	1,100.00	010700	1.0		1,600.00	018100	7.3
	1,300.00	000100	0.5		1,900.00	000100	4.2
	2,000.00	000100	4.7		2,000.00	020600	1.6
	2,400.00	000100	1.4		2,200.00	000100	1.3
	2,486.00	011600	1.0		2,200.00	009300	2.4
Wtd. Avg. Base & Total Tons	1,937.33		9.0		2,300.00	000100	1.2
					2,400.00	000100	4.1
Pinot Gris *	1,000.00	010700	12.3		2,500.00	000100	1.0
	1,500.00	000100	21.9		2,500.00	010700	1.0
	1,550.00	020800	2.4		2,500.00	012900	0.6
	1,600.00	020800	5.8		2,500.00	013400	1.8
	1,850.00	000100	10.6		2,800.00	000100	0.9
Wtd. Avg. Base & Total Tons	1,501.11		53.9	Wtd. Avg. Base & Total Tons	2,976.00	011600	1.0
					1,822.40		65.9
Roussanne	1,300.00	000100	2.2	Viognier	600.00	024500	1.0
	1,750.00	000100	2.2		1,000.00	000100	1.9
	1,800.00	000100	6.7		1,000.00	012900	0.6
	2,000.00	000100	1.0		1,500.00	000100	4.9
	2,000.00	017000	0.5		1,500.00	024500	1.1
	2,000.00	017200	1.3		1,600.00	000100	4.5
	2,000.00	020800	2.9		1,650.00	000100	5.0
	2,100.00	000100	1.6		1,650.00	018000	1.3
	2,300.00	000100	0.5		1,700.00	000100	3.1
	2,300.00	018100	3.7		1,800.00	000100	11.7
	2,400.00	000100	5.8		1,837.01	021000	2.8
Wtd. Avg. Base & Total Tons	2,047.44		29.3		1,891.69	025450	1.6
					1,950.00	018000	2.5
Sauvignon Blanc *	1,000.00	000100	16.0		1,997.10	027800	2.0
	1,115.70	017800	2.4		2,000.00	000100	9.8
	1,300.00	000100	1.4		2,000.00	012400	2.0
	1,500.00	000100	127.1		2,000.00	017200	0.4
	1,600.00	000100	10.9		2,000.00	018000	0.8
	1,650.00	000100	22.6		2,100.00	000100	5.2
	1,650.00	017200	1.7		2,100.00	017000	2.0
	1,650.00	018000	2.2		2,200.00	000100	1.3
	1,700.00	000100	13.0		2,200.00	018100	2.9
	1,750.00	017200	3.6		2,300.00	000100	0.5
	1,800.00	000100	20.0		2,400.00	018100	4.9
	1,800.00	010900	0.8		2,400.00	020800	1.4
	1,800.00	017000	4.8		2,500.00	000100	2.0
	1,800.00	018100	9.7		2,800.00	000100	1.9
	1,800.00	021800	3.0		4,000.00	000100	0.5
	1,850.00	000100	7.7		4,000.00	002600	1.9
	1,850.00	017200	1.7	Wtd. Avg. Base & Total Tons	4,200.00	000100	0.5
	2,000.00	000100	9.3		1,972.13		82.0
	2,000.00	017000	4.1	Other White Wine <sup>2</sup>	2,000.00	000100	1.6
	2,000.00	018100	7.9		2,300.00	013400	1.0
	2,000.00	020600	3.4		2,400.00	000100	0.4
	2,000.00	022900	2.1		2,430.00	011600	0.8
	2,100.00	000100	20.0		3,200.00	000100	0.9
	3,200.00	000100	8.1		3,600.00	000100	1.3
Wtd. Avg. Base & Total Tons	1,675.66		303.5	Wtd. Avg. Base & Total Tons	3,600.00	024500	1.3
					2,827.95		7.3
Semillon	1,500.00	000100	12.5	<b>Wine Grapes (Red)</b>			
	1,800.00	000100	2.0	Aglianico	1,800.00	000100	0.9
	1,800.00	010900	0.8		1,800.00	014400	2.3
Wtd. Avg. Base & Total Tons	1,554.90		15.3		1,965.04	017000	5.8
					2,000.00	000100	1.3
Tocai Friulano	2,100.00	010900	1.6		2,400.00	000100	0.7
Wtd. Avg. Base & Total Tons	2,100.00		1.6	Wtd. Avg. Base & Total Tons	1,948.84		11.0
Verdejo	1,500.00	020800	3.2	Alicante Bouschet *	1,300.00	000100	1.6
Wtd. Avg. Base & Total Tons	1,500.00		3.2		1,800.00	000100	0.5
					1,900.00	000100	2.7
Verdelho	1,000.00	000100	7.0		1,900.00	021200	2.7
	1,200.00	000100	1.3	Wtd. Avg. Base & Total Tons	1,765.33		7.5
	1,600.00	000100	4.3				

**TABLE 8: BASE PRICE PAID TO GROWERS FOR GRAPES CRUSHED AND DELIVERED TO CALIFORNIA PROCESSORS FROM THE 2024 CROP WITH BRIX FACTORS AND PURCHASED TONNAGE, BY TYPE, VARIETY, REPORTING DISTRICT WHERE GROWN, AND WEIGHTED AVERAGE BASE PRICE**

District, Type, and Variety	Base Price	Brix	Tons	District, Type, and Variety	Base Price	Brix	Tons
	Per Ton	Factors			Per Ton	Factors	
	Dollars	Code <sup>1</sup>			Dollars	Code <sup>1</sup>	
<b>DISTRICT 10 (Cont'd)</b>							
Barbera	800.00	000100	14.6		1,300.00	000100	0.5
	1,160.00	000100	4.3		1,400.00	000100	11.8
	1,250.00	000100	0.5		1,500.00	000100	10.7
	1,500.00	000100	0.9		1,500.00	023650	2.6
	1,600.00	000100	8.5		1,600.00	000100	3.9
	1,700.00	000100	5.3		1,700.00	000100	13.5
	1,700.00	021000	3.0		1,700.00	018100	18.2
	1,750.00	000100	59.0		1,700.00	024800	1.4
	1,750.00	021200	6.4		1,750.00	000100	0.6
	1,768.89	000100	16.5		1,750.00	021200	0.5
	1,800.00	000100	78.6		1,797.67	024800	10.0
	1,800.00	018100	6.7		1,800.00	000100	489.9
	1,800.00	025450	2.2		1,800.00	014400	5.8
	1,800.00	027800	6.9		1,800.00	024800	86.0
	1,823.06	013800	3.2		1,900.00	000100	1.8
	1,823.06	025100	3.2		1,900.00	018100	10.0
	1,825.06	000100	5.4		1,950.00	000100	0.9
	1,830.00	000100	5.3		1,950.00	021200	2.0
	1,840.05	017000	69.6		2,000.00	000100	45.5
	1,840.05	021000	24.4		2,100.00	021000	2.1
	1,850.00	000100	5.6		2,100.00	021800	2.6
	1,900.00	000100	23.7		2,200.00	024800	46.1
	1,900.00	025400	8.9		2,250.00	018100	22.1
	1,900.83	000100	3.4		2,400.00	018100	18.1
	1,944.60	000100	31.4		2,400.00	027700	0.7
	1,997.00	003200	6.1		2,500.00	000100	4.9
	2,000.00	000100	21.8		2,600.00	000100	39.9
	2,000.00	003200	31.7	Wtd. Avg. Base & Total Tons	3,500.00	000100	13.2
	2,000.00	018100	1.0		1,575.56		1,371.0
	2,000.00	024500	3.3	Carignane	1,190.00	011600	0.7
	2,000.00	029200	1.9		1,600.00	000100	3.6
	2,050.00	027800	8.2		1,750.00	000100	2.1
	2,070.00	000100	10.1		2,000.00	000100	1.8
	2,086.00	000100	1.1		2,100.00	000100	1.2
	2,200.00	018100	13.8		2,200.00	000100	3.5
	2,200.00	029200	3.3		2,600.00	000100	1.7
	2,300.00	000100	1.0	Wtd. Avg. Base & Total Tons	1,952.60		14.6
	2,300.00	011837	8.5	Charbono	1,600.00	000100	0.5
	2,400.00	000100	4.2		1,750.00	000100	2.2
	2,500.00	000100	0.3		1,800.00	000100	6.2
	2,600.00	000100	0.9		1,800.00	025450	1.7
	2,800.00	000100	1.1		1,850.00	000100	3.4
	2,800.00	017000	1.2		2,000.00	000100	1.8
	3,000.00	000100	6.0	Wtd. Avg. Base & Total Tons	1,820.25		15.8
	3,200.00	000100	1.9	Cinsaut *	1,450.00	000100	8.8
	3,400.00	000100	4.1		1,500.00	000100	0.9
	3,500.00	000100	1.7		1,600.00	000100	3.4
Wtd. Avg. Base & Total Tons	1,881.60		530.7		1,700.00	000100	3.2
Cabernet Franc	700.00	000100	0.8		1,800.00	000100	4.6
	850.00	000100	2.0		1,800.00	024600	3.4
	1,200.00	000100	2.0		2,000.00	000100	3.7
	1,400.00	000100	0.9		2,200.00	000100	2.5
	1,600.00	000100	0.5		2,275.00	011600	1.2
	1,800.00	000100	138.8		2,300.00	000100	0.8
	1,800.00	017800	1.2		2,800.00	000100	2.3
	1,868.93	025100	1.2	Wtd. Avg. Base & Total Tons	1,818.97		34.8
	1,900.00	000100	3.5	Counoise	1,800.00	000100	1.0
	2,000.00	000100	10.7		2,200.00	000100	2.4
	2,000.00	020600	1.7		2,200.00	017000	0.3
	2,021.25	028000	2.5		2,300.00	000100	1.0
	2,100.00	000100	10.5		2,800.00	000100	1.0
	2,200.00	000100	1.9	Wtd. Avg. Base & Total Tons	2,252.63		5.7
	2,300.00	016800	0.9	Dolcetto	1,800.00	000100	11.2
	2,300.00	018100	12.4		1,950.00	000100	1.5
	2,500.00	013600	5.7	Wtd. Avg. Base & Total Tons	1,817.72		12.7
	2,500.00	017000	2.6	Freisa	1,600.00	017000	8.7
	2,800.00	000100	3.9	Wtd. Avg. Base & Total Tons	1,600.00		8.7
Wtd. Avg. Base & Total Tons	1,894.73		203.7				
Cabernet Sauvignon	200.00	024800	0.1				
	1,000.00	000100	502.7				
	1,000.00	017800	0.5				
	1,200.00	027700	2.4				

**TABLE 8: BASE PRICE PAID TO GROWERS FOR GRAPES CRUSHED AND DELIVERED TO CALIFORNIA PROCESSORS  
FROM THE 2024 CROP WITH BRIX FACTORS AND PURCHASED TONNAGE, BY TYPE, VARIETY, REPORTING DISTRICT  
WHERE GROWN, AND WEIGHTED AVERAGE BASE PRICE**

District, Type, and Variety	Base Price	Brix	Tons	District, Type, and Variety	Base Price	Brix	Tons
	Per Ton	Factors			Per Ton	Factors	
	Dollars	Code <sup>1</sup>			Dollars	Code <sup>1</sup>	
<b>DISTRICT 10 (Cont'd)</b>				Merlot	1,000.00	000100	46.2
Gamay Noir Au Jus Blanc	2,500.00	010900	1.4		1,000.00	017800	0.8
	2,800.00	000100	10.2		1,500.00	017800	1.2
	2,800.00	011100	14.3		1,600.00	000100	0.4
Wtd. Avg. Base & Total Tons	2,783.78		25.9		1,600.00	027800	6.8
					1,700.00	000100	9.4
Graciano	2,235.00	011600	0.8		1,800.00	000100	114.3
	3,600.00	000100	0.1		1,850.00	000100	2.1
Wtd. Avg. Base & Total Tons	2,386.67		0.9		1,900.00	000100	2.0
					2,000.00	000100	8.8
Grenache *	500.00	000100	1.8		2,000.00	021000	1.0
	700.00	000100	1.1		2,400.00	018100	16.0
	1,200.00	020300	0.8		3,500.00	000100	8.5
	1,300.00	000100	0.5	Wtd. Avg. Base & Total Tons	1,735.52		217.5
	1,500.00	000100	1.0				
	1,500.00	024800	2.5	Mission *	1,050.00	000100	7.4
	1,600.00	000100	4.2		1,800.00	000100	0.5
	1,700.00	000100	1.4		2,500.00	000100	0.3
	1,750.00	017800	2.0		2,800.00	000100	5.7
	1,800.00	000100	13.7		3,500.00	000100	0.2
	1,800.00	018100	8.6	Wtd. Avg. Base & Total Tons	1,849.65		14.1
	1,800.00	024800	1.6				
	1,850.00	000100	3.9	Montepulciano	1,500.00	000100	1.6
	1,925.00	000100	3.2		1,500.00	011600	0.5
	2,000.00	000100	43.7		1,800.00	014400	2.5
	2,000.00	017000	1.8		1,900.00	000100	1.7
	2,000.00	017200	2.2	Wtd. Avg. Base & Total Tons	1,726.98		6.3
	2,000.00	017400	4.5				
	2,000.00	018000	2.1	Mourvedre *	800.00	000100	1.5
	2,100.00	000100	2.6		1,000.00	014400	0.8
	2,140.00	000100	1.0		1,200.00	020460	0.8
	2,200.00	000100	8.2		1,350.00	000100	2.0
	2,200.00	017000	1.2		1,450.00	000100	7.9
	2,200.00	027800	3.9		1,640.00	000100	0.2
	2,300.00	000100	0.5		1,700.00	017800	1.1
	2,300.00	012170	2.3		1,750.00	000100	1.9
	2,300.00	018100	2.4		1,800.00	000100	2.5
	2,300.00	020600	1.4		1,800.00	024500	1.9
	2,500.00	000100	2.3		1,800.00	027800	2.5
	2,500.00	013600	1.8		1,850.00	000100	1.0
	2,600.00	000100	9.7		1,875.00	000100	5.5
	2,800.00	000100	4.5		2,000.00	000100	24.4
	3,000.00	000100	2.3		2,000.00	017000	1.3
	3,000.00	013100	2.1		2,000.00	018100	5.9
	3,067.00	011600	0.9		2,049.00	012900	3.4
	3,500.00	000100	0.2		2,100.00	017600	1.9
	3,800.00	000100	6.1		2,200.00	000100	8.4
	3,800.00	024500	1.4		2,250.00	000100	1.6
	4,000.00	000100	1.9		2,300.00	000100	0.5
	4,200.00	000100	2.2		2,300.00	006250	1.3
Wtd. Avg. Base & Total Tons	2,183.29		159.5		2,347.75	011600	1.8
					2,400.00	000100	2.2
Lagrein	900.00	010700	1.0		2,500.00	000100	2.6
	1,800.00	000100	2.0		2,600.00	000100	4.9
	2,000.00	000100	1.1		2,800.00	000100	9.9
	2,500.00	000100	3.1		3,000.00	000100	1.9
Wtd. Avg. Base & Total Tons	2,006.94		7.2		3,800.00	000100	2.6
					4,000.00	000100	3.1
Malbec	1,000.00	000100	112.8	Wtd. Avg. Base & Total Tons	2,188.80		108.7
	1,200.00	013800	2.2				
	1,500.00	029200	2.0	Muscat Hamburg *	1,800.00	000100	2.2
	1,600.00	000100	8.0	Wtd. Avg. Base & Total Tons	1,800.00		2.2
	1,750.00	021200	1.0				
	1,800.00	000100	1.9	Nebbiolo	1,700.00	000100	1.4
	1,850.00	000100	2.9		2,200.00	000100	2.4
	1,900.00	000100	5.4		2,700.00	011600	1.8
	1,950.00	000100	1.3	Wtd. Avg. Base & Total Tons	2,235.71		5.6
	2,000.00	000100	40.7				
	2,000.00	025450	1.5	Negroamaro	2,400.00	000100	1.0
	2,100.00	000100	5.8		2,500.00	000100	0.5
	2,150.00	000100	1.0	Wtd. Avg. Base & Total Tons	2,433.33		1.5
	2,500.00	000100	4.2				
	3,500.00	000100	1.9				
	4,002.75	011600	0.8				
Wtd. Avg. Base & Total Tons	1,414.95		193.4				

**TABLE 8: BASE PRICE PAID TO GROWERS FOR GRAPES CRUSHED AND DELIVERED TO CALIFORNIA PROCESSORS FROM THE 2024 CROP WITH BRIX FACTORS AND PURCHASED TONNAGE, BY TYPE, VARIETY, REPORTING DISTRICT WHERE GROWN, AND WEIGHTED AVERAGE BASE PRICE**

District, Type, and Variety	Base Price	Brix	Tons	District, Type, and Variety	Base Price	Brix	Tons
	Per Ton	Factors			Per Ton	Factors	
	Dollars	Code <sup>1</sup>			Dollars	Code <sup>1</sup>	
<b>DISTRICT 10 (Cont'd)</b>							
Nero D'avola *	1,750.00	000100	1.0	Primitivo	600.00	024500	1.0
	1,800.00	014400	2.3		900.00	000100	4.0
	2,000.00	000100	9.2		1,000.00	000100	0.8
	2,000.00	011600	1.5		1,400.00	000100	1.7
	2,000.00	021500	1.0		1,500.00	000100	21.5
	2,000.00	024500	0.9		1,575.00	000100	8.9
	2,150.00	022700	2.7		1,600.00	000100	7.0
Wtd. Avg. Base & Total Tons	1,983.60		18.6		1,675.00	024800	1.8
					1,700.00	000100	7.7
Petit Verdot	600.00	024500	4.0		1,750.00	000100	2.6
	1,000.00	000100	148.1		1,800.00	000100	6.0
	1,600.00	000100	0.4		1,800.00	014400	8.2
	1,700.00	000100	0.6		1,900.00	000100	5.7
	1,800.00	000100	3.4		2,000.00	024800	1.7
	1,880.00	027800	0.5		2,100.00	000100	5.0
	2,000.00	000100	30.4		2,100.00	011600	1.0
	2,200.00	000100	2.0		2,100.00	020800	3.0
	2,200.00	018100	2.7		2,400.00	018100	5.1
	2,500.00	000100	1.1	Wtd. Avg. Base & Total Tons	3,000.00	000100	4.7
Wtd. Avg. Base & Total Tons	1,206.57		193.2		1,750.85		97.4
Petite Sirah	240.00	014400	5.0	Refosco *	2,000.00	024500	3.0
	850.00	000100	1.0		2,450.00	013600	2.4
	1,500.00	000100	2.0	Wtd. Avg. Base & Total Tons	2,200.00		5.4
	1,600.00	000100	2.9				
	1,600.00	024800	23.1	Sangiovese *	350.00	024800	2.2
	1,650.00	002600	12.6		500.00	018100	0.9
	1,669.00	000100	2.0		600.00	024500	2.5
	1,700.00	000100	1.1		800.00	000100	3.5
	1,725.00	000100	8.2		1,200.00	000100	1.3
	1,750.00	000100	1.0		1,300.00	000100	2.0
	1,798.76	027800	13.9		1,500.00	000100	2.8
	1,800.00	000100	3.1		1,592.00	000100	4.2
	1,835.16	025100	4.1		1,600.00	000100	6.6
	1,850.00	000100	10.4		1,750.00	000100	8.1
	1,875.00	000100	2.0		1,750.00	017800	1.0
	1,875.00	021200	2.4		1,750.00	021200	3.5
	1,900.00	000100	5.9		1,788.87	021000	17.4
	1,900.00	018000	2.1		1,788.94	000100	5.9
	1,950.00	000100	16.4		1,788.94	025100	2.2
	1,950.00	025450	1.5		1,800.00	000100	6.0
	2,000.00	000100	12.3		1,800.00	020800	0.9
	2,000.00	002600	14.8		1,800.00	021800	2.2
	2,000.00	018100	10.3		1,900.00	000100	1.5
	2,000.00	020800	1.9		1,950.00	000100	1.8
	2,000.00	027800	1.9		2,100.00	020800	2.1
	2,050.00	000100	2.3		2,200.00	000100	4.2
	2,064.00	000100	3.8		2,200.00	013600	2.1
	2,200.00	000100	4.3		2,200.00	018100	10.0
	2,200.00	027600	2.3		3,500.00	000100	1.3
	2,250.00	000100	7.3	Wtd. Avg. Base & Total Tons	1,729.24		96.2
	2,300.00	000100	1.0				
	2,300.00	006250	2.0	Souzao	1,750.00	021200	1.4
	2,327.00	003200	2.8		2,000.00	024300	0.8
	2,400.00	000100	8.1	Wtd. Avg. Base & Total Tons	1,840.91		2.2
	2,400.00	018100	2.9				
	2,445.00	011600	0.9	Syrah *	500.00	017800	1.3
	2,500.00	020460	1.0		1,000.00	000100	2.0
	2,657.00	003200	1.1		1,000.00	017000	1.2
	3,500.00	000100	3.2		1,500.00	000100	5.3
	3,600.00	000100	0.2		1,500.00	020800	1.6
	4,000.00	000100	5.9		1,500.00	023650	2.8
	4,200.00	000100	4.3		1,600.00	000100	2.0
Wtd. Avg. Base & Total Tons	2,002.63		215.3		1,600.00	024800	30.3
					1,675.00	000100	2.0
Pinot Noir *	1,800.00	000100	0.1		1,700.00	000100	2.1
	1,800.00	017800	0.8		1,800.00	000100	81.4
	1,900.00	010700	3.0		1,800.00	014400	5.8
	2,000.00	000100	7.5		1,800.00	018000	0.5
	2,200.00	000100	2.0		1,802.00	024800	3.0
	2,500.00	000100	5.2		1,850.00	000100	18.6
	3,500.00	000100	6.0		1,900.00	000100	6.1
Wtd. Avg. Base & Total Tons	2,468.29		24.6		1,978.00	011600	2.3
					1,997.00	003200	1.7
					2,000.00	000100	68.7

**TABLE 8: BASE PRICE PAID TO GROWERS FOR GRAPES CRUSHED AND DELIVERED TO CALIFORNIA PROCESSORS  
FROM THE 2024 CROP WITH BRIX FACTORS AND PURCHASED TONNAGE, BY TYPE, VARIETY, REPORTING DISTRICT  
WHERE GROWN, AND WEIGHTED AVERAGE BASE PRICE**

District, Type, and Variety	Base Price	Brix	Tons	District, Type, and Variety	Base Price	Brix	Tons
	Per Ton	Factors			Per Ton	Factors	
	Dollars	Code <sup>1</sup>			Dollars	Code <sup>1</sup>	
<b>DISTRICT 10 (Cont'd)</b>							
Syrah * (Cont'd)	2,000.00	017400	1.4	Valdiguie *	1,800.00	000100	2.7
	2,000.00	020460	0.8		1,900.00	010700	1.1
	2,000.00	024500	10.4		2,500.00	000100	0.3
	2,000.00	024800	1.7		2,600.00	013600	2.0
	2,047.03	025100	1.6		2,800.00	000100	16.0
	2,100.00	000100	5.4		2,900.00	000100	5.7
	2,100.00	021600	2.6	Wtd. Avg. Base & Total Tons	2,670.14		27.8
	2,100.00	024800	1.5	Zinfandel	600.00	014400	9.4
	2,150.00	025450	7.1		750.00	013100	1.1
	2,168.00	000100	1.2		850.00	000100	2.1
	2,200.00	000100	4.0		900.00	000100	1.8
	2,200.00	023650	54.6		917.00	069478	150.0
	2,250.00	000100	5.9		1,000.00	043690	5.0
	2,300.00	000100	1.0		1,300.00	000100	5.4
	2,300.00	012900	10.3		1,300.00	024500	39.3
	2,300.00	024500	8.4		1,450.00	000100	2.3
	2,400.00	018100	10.0		1,463.42	017800	1.9
	2,400.00	020800	0.6		1,500.00	000100	39.9
	2,500.00	000100	1.9		1,500.00	017800	1.8
	2,600.00	000100	1.5		1,500.00	027600	1.5
	2,800.00	000100	2.0		1,600.00	000100	16.1
	3,000.00	000100	2.1		1,600.00	021200	4.7
	3,000.00	024500	4.0		1,600.00	024500	2.0
	3,500.00	000100	5.0		1,650.00	000100	15.4
	3,500.00	024500	2.9		1,650.00	002600	14.7
	3,900.00	000100	7.8		1,662.00	011600	1.3
	4,000.00	000100	9.1		1,700.00	000100	101.7
	4,200.00	000100	2.4		1,731.56	000100	69.7
Wtd. Avg. Base & Total Tons	2,097.43		405.9		1,731.56	027800	256.7
					1,738.00	000100	7.3
Tannat	1,700.00	000100	0.5		1,738.29	025100	1.5
	1,800.00	000100	1.9		1,750.00	000100	63.7
	1,950.00	021200	1.4		1,750.00	017800	1.5
	2,300.00	010900	0.9		1,800.00	000100	31.7
Wtd. Avg. Base & Total Tons	1,929.79		4.7		1,800.00	002600	44.6
					1,800.00	018100	3.9
Tempranillo *	1,000.00	000100	0.8		1,850.00	000100	78.3
	1,500.00	000100	4.2		1,850.00	018100	7.0
	1,700.00	000100	1.7		1,900.00	000100	2.6
	1,800.00	000100	8.9		1,900.00	018000	6.5
	1,900.00	018000	1.6		1,900.00	024800	49.0
	2,000.00	000100	8.8		1,925.00	002900	47.9
	2,000.00	024500	4.0		1,997.00	003200	8.2
	2,100.00	000100	3.0		2,000.00	000100	79.3
	2,100.00	024800	2.7		2,000.00	002600	40.8
	2,200.00	023650	4.4		2,000.00	024500	18.5
	2,200.00	025150	1.9		2,013.81	000100	3.6
	2,223.38	013800	4.2		2,025.00	003200	108.2
	2,300.00	000100	4.0		2,050.00	003100	20.0
	2,400.00	020460	1.4		2,100.00	002600	50.1
	2,431.01	000100	13.6		2,107.00	003200	11.2
	2,800.00	000100	0.2		2,150.00	002600	52.3
	3,500.00	000100	3.5		2,200.00	000100	11.2
	3,600.00	000100	4.2		2,200.00	018100	9.8
	4,151.00	011600	0.8		2,200.00	021800	2.5
Wtd. Avg. Base & Total Tons	2,255.63		73.9		2,238.00	000100	1.7
					2,300.00	024500	3.9
Teroldego	2,000.00	024800	2.8		2,302.00	000100	12.4
	2,200.00	000100	1.6		2,400.00	000100	15.3
Wtd. Avg. Base & Total Tons	2,072.73		4.4		2,400.00	018100	21.8
					2,500.00	000100	16.8
Tinta Cao	1,650.00	000100	6.5		2,600.00	000100	9.0
Wtd. Avg. Base & Total Tons	1,650.00		6.5		2,675.00	000100	4.9
					2,800.00	000100	12.8
Touriga Nacional *	1,400.00	007600	3.4		3,000.00	000100	8.4
	1,600.00	000100	4.0		3,350.00	003200	27.8
	1,975.00	000100	2.5		3,500.00	000100	11.5
	2,000.00	024300	0.6		3,500.00	020460	3.1
	2,000.00	024500	3.2	Wtd. Avg. Base & Total Tons	1,819.39		1,654.4
	2,200.00	000100	2.1	Other Red Wine <sup>2</sup>	600.00	021000	205.1
	3,500.00	000100	2.4		1,000.00	000100	70.7
Wtd. Avg. Base & Total Tons	2,017.45		18.2		1,500.00	000100	4.9
				Wtd. Avg. Base & Total Tons	716.46		280.7

**TABLE 8: BASE PRICE PAID TO GROWERS FOR GRAPES CRUSHED AND DELIVERED TO CALIFORNIA PROCESSORS FROM THE 2024 CROP WITH BRIX FACTORS AND PURCHASED TONNAGE, BY TYPE, VARIETY, REPORTING DISTRICT WHERE GROWN, AND WEIGHTED AVERAGE BASE PRICE**

District, Type, and Variety	Base Price	Brix	Tons	District, Type, and Variety	Base Price	Brix	Tons
	Per Ton	Factors			Per Ton	Factors	
	Dollars	Code <sup>1</sup>			Dollars	Code <sup>1</sup>	
<b>DISTRICT 11</b>					583.08	000100	221.5
<b>Table Grapes</b>					583.08	007600	320.0
Flame Tokay <sup>5</sup>	1,500.00	000100	2.2		585.00	000100	530.7
Wtd. Avg. Base & Total Tons	1,500.00		2.2		586.62	000100	740.3
<b>Wine Grapes (White)</b>					590.00	059825	104.5
Albarino *	300.00	000100	1.1		600.00	000100	20,400.5
	450.00	000100	26.7		600.00	017000	2,947.4
	600.00	000100	357.7		608.08	000100	144.4
	640.00	039815	179.2		612.23	000100	93.4
	640.00	039820	170.1		615.00	054496	313.7
	642.00	039815	259.5		615.00	059597	881.9
	650.00	039785	190.2		617.00	059595	1,133.3
	650.00	039820	294.8		617.00	059825	1,012.6
	665.00	039820	1,118.0		620.00	000100	265.6
	665.00	040790	131.5		625.00	000100	2,506.7
	750.00	011100	19.0		625.00	045460	1,380.6
	850.00	000100	97.0		628.08	000100	203.8
	1,000.00	000100	25.0		642.00	059595	3,456.2
	1,021.50	018100	25.6		642.00	059597	304.1
	1,250.00	000100	16.0		650.00	000100	963.6
	1,300.00	000100	6.1		650.00	045460	1,185.2
	1,500.00	000100	14.5		650.00	058790	181.1
	1,650.00	000100	3.9		650.00	059595	1,975.0
	1,650.00	008100	3.7		650.00	059825	201.3
	1,750.00	000100	2.2		665.00	059595	1,900.0
	1,796.00	020800	3.9		665.00	059825	1,184.2
	1,850.00	000100	6.0		667.00	059595	607.9
Wtd. Avg. Base & Total Tons	675.99		2,951.7		667.00	059825	382.9
					670.00	059595	393.9
Burger *	345.40	004900	1,560.3		675.00	000100	356.4
Wtd. Avg. Base & Total Tons	345.40		1,560.3		700.00	000100	625.5
					700.00	013400	1.0
Chardonnay *	150.00	000100	21.3		700.00	045460	1,063.2
	167.00	010900	454.0		725.00	000100	832.5
	200.00	000100	1,072.4		731.56	000100	437.9
	217.00	001400	827.4		740.00	000100	397.7
	217.00	010900	2,058.1		750.00	000100	21.5
	250.00	000100	61.4		800.00	007900	23.1
	250.00	021000	50.5		825.00	020800	169.6
	280.00	000100	163.5		837.00	017200	46.5
	300.00	000100	482.5		850.00	000100	6.1
	300.00	021500	399.9		875.00	020800	346.2
	300.00	024500	84.9		879.93	018100	428.9
	350.00	000100	1,213.5		950.00	020800	243.0
	375.00	000100	804.9		1,000.00	000100	15.2
	400.00	000100	1,950.0		1,000.00	022600	2.3
	417.36	000100	2,141.6		1,100.00	000100	175.5
	425.00	000100	655.2		1,300.00	006060	58.9
	425.00	013400	1,066.5		1,750.00	000100	8.4
	425.00	024500	287.7		1,750.00	010900	13.4
	450.00	000100	745.0		2,200.00	000100	5.2
	450.00	002000	6,637.8	Wtd. Avg. Base & Total Tons	553.88		95,509.8
	450.00	007500	14.5	Chenin Blanc	350.00	000100	288.1
	450.00	024500	119.6		415.00	037780	1,004.2
	475.00	000100	194.4		450.00	000100	546.5
	490.00	054496	1,020.1		500.00	000100	705.6
	500.00	000100	2,708.5	Wtd. Avg. Base & Total Tons	1,500.00	009300	3.1
	500.00	012610	560.0		440.02		2,547.5
	500.00	014400	6.5	Clairette Blanche	1,700.00	000100	4.8
	513.94	000100	575.6	Wtd. Avg. Base & Total Tons	1,700.00		4.8
	525.00	000100	343.7	Falaghina Greco	1,450.00	000100	4.8
	540.00	059595	1,219.5	Wtd. Avg. Base & Total Tons	1,450.00		4.8
	540.00	062525	75.8	Fiano	1,000.00	000100	2.0
	542.00	059595	931.5	Wtd. Avg. Base & Total Tons	1,800.00	000100	2.2
	550.00	000100	6,408.1		1,419.05		4.2
	550.00	013400	77.9	French Colombard	275.00	001300	1,811.3
	550.00	059597	884.2		345.40	007600	461.0
	550.00	059825	201.2	Wtd. Avg. Base & Total Tons	400.00	000100	3,389.4
	565.00	059595	1,214.6		355.56		5,661.7
	565.00	059597	374.6				
	565.00	059825	421.3				
	567.00	059595	2,623.0				
	567.00	059825	1,133.4				
	575.00	000100	2,009.4				

**TABLE 8: BASE PRICE PAID TO GROWERS FOR GRAPES CRUSHED AND DELIVERED TO CALIFORNIA PROCESSORS  
FROM THE 2024 CROP WITH BRIX FACTORS AND PURCHASED TONNAGE, BY TYPE, VARIETY, REPORTING DISTRICT  
WHERE GROWN, AND WEIGHTED AVERAGE BASE PRICE**

District, Type, and Variety	Base Price	Brix	Tons	District, Type, and Variety	Base Price	Brix	Tons
	Per Ton	Factors			Per Ton	Factors	
	Dollars	Code <sup>1</sup>			Dollars	Code <sup>1</sup>	
<b>DISTRICT 11 (Cont'd)</b>					450.00	000100	853.5
Gewurztraminer	200.00	000100	129.7		450.00	009400	76.4
	217.00	007900	66.7		470.00	000100	357.8
	615.00	039820	600.0		475.00	009300	304.0
	800.00	000100	193.7		500.00	000100	8,021.3
	900.00	000100	1.0		500.00	009000	4,604.6
Wtd. Avg. Base & Total Tons	570.35		991.1		510.00	000100	1,819.1
					550.00	000100	1,262.2
Grenache Blanc *	217.00	007900	101.5		550.00	009300	86.2
	725.00	000100	35.0		550.00	038213	416.0
	850.00	000100	3.5		550.00	040300	23.7
	900.00	017800	0.5		550.00	040795	307.5
	950.00	000100	56.6		565.00	038213	477.6
	1,500.00	000100	11.2		565.00	039715	514.1
	1,700.00	010900	2.1		565.00	039720	1,208.0
	2,000.00	000100	0.5		567.00	038170	361.4
	2,000.00	013400	2.9		567.00	038213	826.6
Wtd. Avg. Base & Total Tons	616.30		213.8		567.00	039715	309.7
					575.00	000100	419.0
Grenache Gris *	1,000.00	000100	2.1		590.00	038213	90.4
Wtd. Avg. Base & Total Tons	1,000.00		2.1		590.00	039708	540.0
					592.00	039715	180.0
Gruner Veltliner	500.00	000100	21.7		600.00	000100	11,466.7
	950.00	000100	7.3		600.00	004950	186.3
	1,000.00	000100	2.0		600.00	009300	312.6
	1,350.00	000100	2.7		600.00	009400	327.8
Wtd. Avg. Base & Total Tons	695.25		33.7		600.00	015500	135.2
					600.00	040793	363.2
Malvasia Bianca	100.00	000100	168.9		601.86	000100	190.8
	375.00	000800	19.9		601.86	013100	552.4
	415.00	038203	720.0		601.86	015500	235.8
Wtd. Avg. Base & Total Tons	355.58		908.8		601.86	017000	552.2
					603.21	040795	301.5
Marsanne	450.00	011100	26.1		612.11	000100	925.9
Wtd. Avg. Base & Total Tons	450.00		26.1		612.11	015300	225.3
					615.00	038213	972.4
Muscat Blanc *	200.00	000100	4.4		615.00	039715	596.8
	300.00	000100	53.0		615.00	039720	190.9
	325.00	000100	358.8		617.00	038213	1,608.1
	390.00	038213	200.0		620.00	038213	797.9
	500.00	000100	1,208.9		625.00	000100	65.5
	1,200.00	000100	2.1		625.00	015500	608.7
	1,800.00	000100	8.2		625.00	040240	1,011.5
Wtd. Avg. Base & Total Tons	453.92		1,835.4		632.11	000100	71.6
					640.00	000100	97.6
Muscat Of Alexandria	1,000.00	037100	0.5		650.00	015500	484.3
Wtd. Avg. Base & Total Tons	1,000.00		0.5		650.00	038213	401.3
					650.00	039720	80.9
Muscat Orange	217.00	001400	35.3		650.00	040240	4,861.8
	450.00	000100	58.1		670.00	038213	241.5
	450.00	037435	84.3		757.50	000100	105.8
	500.00	000100	196.6		817.00	059593	550.6
	1,100.00	000100	3.4		850.00	014400	10.2
	1,700.00	000100	3.2		1,298.00	017800	3.7
Wtd. Avg. Base & Total Tons	470.52		380.9		1,350.00	009400	3.0
					1,500.00	000100	6.0
Picpoul Blanc	725.00	000100	51.2	Wtd. Avg. Base & Total Tons	564.91		54,150.7
	1,200.00	000100	3.2				
	1,525.00	000100	7.5	Ribolla Gialla *	1,600.00	017900	3.4
	1,700.00	000100	4.6		1,850.00	000100	2.8
	1,750.00	000100	7.0	Wtd. Avg. Base & Total Tons	1,712.90		6.2
	1,850.00	000100	1.0				
Wtd. Avg. Base & Total Tons	997.55		74.5	Roussanne	900.00	000100	0.4
					900.00	017800	1.5
Pinot Blanc	900.00	000100	0.4		900.00	018100	31.1
Wtd. Avg. Base & Total Tons	900.00		0.4	Wtd. Avg. Base & Total Tons	1,000.00	000100	3.9
					910.57		36.9
Pinot Gris *	200.00	000100	443.1	Sauvignon Blanc *	167.00	000600	209.0
	300.00	000100	2.2		200.00	000100	260.3
	350.00	000100	25.5		217.00	007900	626.2
	400.00	000100	187.1		250.00	000100	635.2
	400.00	009400	1,252.8		250.00	017000	195.2
	400.00	009500	190.5		280.00	000100	176.4
	400.00	011300	220.3		300.00	000100	1,119.4
	425.00	009400	224.3				

**TABLE 8: BASE PRICE PAID TO GROWERS FOR GRAPES CRUSHED AND DELIVERED TO CALIFORNIA PROCESSORS FROM THE 2024 CROP WITH BRIX FACTORS AND PURCHASED TONNAGE, BY TYPE, VARIETY, REPORTING DISTRICT WHERE GROWN, AND WEIGHTED AVERAGE BASE PRICE**

District, Type, and Variety	Base Price	Brix	Tons	District, Type, and Variety	Base Price	Brix	Tons
	Per Ton	Factors			Per Ton	Factors	
	Dollars	Code <sup>1</sup>			Dollars	Code <sup>1</sup>	
<b>DISTRICT 11 (Cont'd)</b>							
Sauvignon Blanc * (Cont'd)	300.00	008200	301.9	Verdelho	217.00	001400	62.9
	300.00	009400	86.0		217.00	007900	375.0
	300.00	011600	146.7		575.00	000100	629.3
	350.00	000100	182.6		600.00	000100	1,141.0
	375.00	009400	95.2		625.00	000100	109.2
	400.00	000100	473.1		1,000.00	000100	4.5
	415.00	000100	191.0		1,250.00	000100	15.1
	450.00	000100	303.0		1,500.00	000100	2.2
	500.00	000100	7,507.5		1,500.00	011800	1.1
	500.00	013100	3.4		1,550.00	000100	4.3
	515.00	039708	484.8		1,600.00	000100	1.0
	540.00	037655	202.7	Wtd. Avg. Base & Total Tons	531.34		2,345.6
	540.00	038203	311.8				
	540.00	039708	2,128.1	Vermentino *	217.00	007900	171.5
	541.97	000100	278.6		450.00	000100	69.9
	545.00	039708	149.7		550.00	000100	604.2
	550.00	000100	3,124.0		600.00	000100	180.7
	550.00	009400	657.2		1,100.00	000100	7.6
	550.00	011100	360.1		1,250.00	000100	37.1
	565.00	000600	217.0		1,250.00	010700	1.9
	565.00	038213	107.0		1,500.00	000100	10.2
	567.00	037437	660.9		1,500.00	007900	2.2
	567.00	038213	256.4		1,500.00	012200	1.8
	567.00	039708	367.2	Wtd. Avg. Base & Total Tons	2,000.00	000100	1.8
	569.85	000100	544.3		543.13		1,088.9
	570.00	000100	43.7				
	575.00	000100	2,190.4	Viognier	200.00	000100	34.7
	590.63	000100	217.3		350.00	000100	163.6
	600.00	000100	2,150.1		450.00	000100	671.6
	600.00	011100	509.8		450.00	067893	258.8
	600.00	011300	189.0		450.00	070436	221.4
	600.00	014400	18.0		517.00	069478	482.5
	600.00	037655	339.2		535.00	000100	146.8
	615.00	039815	260.0		540.00	069478	171.6
	617.00	037655	596.7		550.00	000100	118.2
	625.00	000100	487.4		565.00	069478	385.2
	642.00	038170	306.0		565.00	069483	136.1
	650.00	000100	1,317.0		567.00	067893	640.0
	651.31	000100	1.9		575.00	000100	466.8
	664.00	017000	179.2		583.57	000100	367.4
	700.00	000100	164.4		592.00	070467	511.6
	700.00	017000	54.7		600.00	000100	1,156.2
	715.00	000100	94.9		625.00	017200	95.6
	725.00	000100	15.7		635.00	017200	126.9
	800.00	000100	103.2		650.00	069478	173.9
	800.00	018100	14.9		665.00	070454	185.2
	837.00	000100	20.8		700.00	000100	6.9
	854.78	018100	166.0		725.00	017200	294.0
	950.00	000100	1.6		800.00	000100	26.2
	950.00	017200	266.5		950.00	000100	1.0
	1,000.00	017000	228.2		1,000.00	000100	10.0
	1,100.00	000100	23.0		1,800.00	000100	4.8
	1,150.00	000100	5.4	Wtd. Avg. Base & Total Tons	2,000.00	000100	0.5
Wtd. Avg. Base & Total Tons	525.48		32,326.9		560.12		6,857.5
Semillon	465.00	000100	536.0	White Riesling *	167.00	000800	170.3
	800.00	000100	21.4		167.00	007900	605.6
Wtd. Avg. Base & Total Tons	477.86		557.4		200.00	000100	7.3
Symphony	217.00	007900	479.0		217.00	007900	92.2
	425.00	000100	174.7		425.00	000100	296.0
	800.00	018100	48.9		550.00	000100	343.0
Wtd. Avg. Base & Total Tons	309.29		702.6		615.00	038213	720.0
Torrontes	1,000.00	000100	5.6		1,100.00	000100	3.3
	1,500.00	000100	7.4	Wtd. Avg. Base & Total Tons	2,000.00	000100	2.0
	1,500.00	010700	10.1		408.95		2,239.7
	1,500.00	011800	2.0	Other White Wine <sup>2</sup>	400.00	000100	1,507.9
	1,600.00	000100	1.5		500.00	000100	500.0
Wtd. Avg. Base & Total Tons	1,400.38		26.6		900.00	000100	0.6
Verdejo	217.00	007900	28.1		1,000.00	000100	5.2
Wtd. Avg. Base & Total Tons	217.00		28.1	Wtd. Avg. Base & Total Tons	1,800.00	000100	2.0
					427.89		2,015.7

**TABLE 8: BASE PRICE PAID TO GROWERS FOR GRAPES CRUSHED AND DELIVERED TO CALIFORNIA PROCESSORS FROM THE 2024 CROP WITH BRIX FACTORS AND PURCHASED TONNAGE, BY TYPE, VARIETY, REPORTING DISTRICT WHERE GROWN, AND WEIGHTED AVERAGE BASE PRICE**

District, Type, and Variety	Base Price	Brix	Tons	District, Type, and Variety	Base Price	Brix	Tons
	Per Ton	Factors			Per Ton	Factors	
	Dollars	Code <sup>1</sup>			Dollars	Code <sup>1</sup>	
<b>DISTRICT 11 (Cont'd)</b>					550.00	000100	5,029.9
<b>Wine Grapes (Red)</b>					550.00	018100	360.1
Aglanico	750.00	000100	46.4		550.00	067603	80.7
	900.00	000100	0.6		565.00	067605	2,585.7
	1,000.00	000100	1.3		567.00	067605	1,505.9
Wtd. Avg. Base & Total Tons	758.59		48.3		567.00	067607	403.1
					575.00	067605	139.8
Alicante Bouschet *	50.00	000100	47.6		590.00	067605	45.8
	150.00	000100	63.1		600.00	000100	6,659.2
	250.00	000100	24.0		600.00	061300	24.0
	650.00	000100	67.1		600.00	067605	1,022.3
	800.00	000100	1.0		600.00	068300	35.8
	1,000.00	000100	7.5		615.00	067605	1,612.4
	1,150.00	000100	2.9		617.00	067606	945.1
	1,250.00	000100	2.1		625.00	000100	2,610.2
Wtd. Avg. Base & Total Tons	351.70		215.3		640.00	067605	1,489.6
					642.00	067605	500.0
Barbera	300.00	000100	5.6		650.00	000100	12,061.2
	775.00	000100	306.5		650.00	021200	553.3
	800.00	014400	8.2		650.00	021500	1,147.9
	900.00	000100	5.4		650.00	023100	1,336.6
	1,000.00	000100	6.6		650.00	023400	246.1
	1,000.00	027500	2.2		650.00	064800	91.5
	1,100.00	000100	12.8		650.00	067605	3,827.3
	1,200.00	000100	6.0		650.00	067606	246.1
	1,400.00	000100	10.7		650.00	067607	1,602.6
	1,600.00	000100	1.7		650.00	067893	186.5
	1,625.00	000100	7.9		650.00	068300	270.5
	1,700.00	024500	3.2		650.00	069800	359.1
Wtd. Avg. Base & Total Tons	840.49		376.8		665.00	067605	1,166.9
					665.00	067606	192.1
Blaufränkisch *	1,000.00	009300	2.8		667.00	067605	1,573.5
	1,113.00	010900	0.9		673.90	000100	1,372.2
Wtd. Avg. Base & Total Tons	1,027.49		3.7		674.62	000100	402.1
					675.00	000100	1,593.6
Cabernet Franc	550.00	000100	249.1		678.52	000100	5,180.7
	750.00	000100	96.1		678.52	017000	504.8
	850.00	000100	5.5		678.52	020800	1,634.7
	850.00	018100	25.2		679.00	000100	236.4
	859.86	000100	67.0		685.00	000100	141.7
	900.00	018100	187.8		685.69	000100	929.3
	1,050.00	000100	143.9		685.69	017200	374.2
	1,100.00	000100	3.9		685.69	020800	394.6
	1,289.79	018100	108.3		687.52	000100	267.2
	1,650.00	024500	1.0		695.00	000100	1.0
	2,500.00	000100	5.8		699.99	000100	9.8
Wtd. Avg. Base & Total Tons	865.07		893.6		700.00	000100	9,589.4
					710.69	000100	265.5
Cabernet Sauvignon	150.00	000100	138.7		715.69	000100	168.5
	250.00	000100	1,043.9		719.97	000100	42.2
	250.00	021600	46.4		723.53	000100	957.4
	250.00	025300	249.3		725.00	000100	334.7
	275.00	000100	218.8		730.00	000100	332.9
	275.00	024500	130.1		730.69	000100	169.3
	295.00	000100	71.2		735.69	000100	303.7
	300.00	000100	954.8		750.00	000100	6,967.0
	300.00	021600	623.3		750.00	021200	309.7
	300.00	025300	47.0		750.00	021500	397.0
	325.00	000100	212.3		750.00	023100	169.3
	350.00	000100	675.5		750.00	023400	352.6
	350.00	018100	207.7		750.00	025100	65.7
	350.00	021200	174.8		750.00	064535	565.7
	365.00	000100	1,886.7		775.00	000100	22.2
	375.00	000100	878.8		800.00	000100	3,994.3
	375.00	024500	304.3		800.00	018100	120.3
	400.00	000100	285.0		800.00	021000	26.8
	425.00	023400	991.8		815.00	000100	194.2
	425.00	024800	822.0		825.00	000100	352.9
	450.00	000100	22.2		850.00	000100	163.6
	450.00	067890	6,776.8		850.00	018100	708.6
	490.00	000100	57.0		875.00	000100	198.6
	497.68	000100	353.0		900.00	000100	2,054.2
	500.00	000100	129.7		900.00	018100	212.3
	515.00	067893	913.9		900.00	026800	286.5
	540.00	067605	56.6		918.00	000100	30.0

**TABLE 8: BASE PRICE PAID TO GROWERS FOR GRAPES CRUSHED AND DELIVERED TO CALIFORNIA PROCESSORS FROM THE 2024 CROP WITH BRIX FACTORS AND PURCHASED TONNAGE, BY TYPE, VARIETY, REPORTING DISTRICT WHERE GROWN, AND WEIGHTED AVERAGE BASE PRICE**

District, Type, and Variety	Base Price	Brix	Tons	District, Type, and Variety	Base Price	Brix	Tons
	Per Ton	Factors			Per Ton	Factors	
	Dollars	Code <sup>1</sup>			Dollars	Code <sup>1</sup>	
<b>DISTRICT 11 (Cont'd)</b>							
Cabernet Sauvignon (Cont'd)	950.00	000100	380.5	Dornfelder	350.00	063560	217.7
	975.00	000100	9.0		1,700.00	024500	5.4
	1,000.00	000100	161.8	Wtd. Avg. Base & Total Tons	382.68		223.1
	1,000.00	024800	203.6	Graciano	400.00	000100	10.6
	1,000.00	025100	254.6		500.00	067893	121.8
	1,010.85	018100	757.9		715.00	067605	188.1
	1,050.00	000100	1,004.6		715.00	067607	106.7
	1,075.00	002600	741.8		1,750.00	020600	6.0
	1,100.00	025100	520.9	Wtd. Avg. Base & Total Tons	1,850.00	000100	2.3
	1,150.00	025100	440.1		667.46		435.5
	1,150.00	027100	180.3	Grenache *	150.00	000100	1.8
	1,150.00	027600	208.6		450.00	002300	409.4
	1,200.00	000100	7.5		500.00	000100	56.0
	1,200.00	025300	130.7		500.00	014400	0.3
	1,300.00	025100	1,058.0		650.00	000100	27.8
	1,450.00	000100	6.4		700.00	000100	20.2
	1,500.00	000100	677.4		800.00	000100	31.0
	1,600.00	017900	3.2		900.00	000100	6.5
	1,650.00	000100	11.4		1,000.00	000100	4.4
	1,700.00	024500	4.4		1,200.00	000100	4.3
	1,750.00	000100	1.8		1,200.00	013100	35.2
	1,750.00	024500	1.1		1,300.00	000100	0.9
	1,800.00	000100	2.5		1,500.00	000100	23.1
	2,000.00	000100	297.7		1,600.00	000100	3.6
Wtd. Avg. Base & Total Tons	660.00		117,645.6		1,650.00	000100	14.9
Carignane	600.00	000100	15.2		1,800.00	000100	4.8
	800.00	000100	20.2	Wtd. Avg. Base & Total Tons	2,141.00	000100	3.1
	864.53	000100	291.5		631.47		647.3
	900.00	018100	15.1	Grignolino	2,000.00	000100	0.5
	919.00	000100	24.1	Wtd. Avg. Base & Total Tons	2,000.00		0.5
	1,150.00	000100	4.2	Malbec	150.00	000100	2.1
	1,300.00	013600	0.8		200.00	000100	23.5
	1,350.00	017000	2.7		300.00	000100	3.7
	1,400.00	000100	21.2		350.00	000100	67.8
	1,500.00	000100	45.6		350.00	067606	1,095.5
	1,750.00	000100	2.2		500.00	000100	1,115.2
	1,750.00	021000	8.7		517.00	067606	101.5
	1,750.00	022600	4.4		575.00	000100	141.0
	1,800.00	000100	4.6		600.00	000100	50.5
	1,800.00	024800	2.1		620.89	000100	79.0
Wtd. Avg. Base & Total Tons	993.21		462.6		621.02	020800	23.2
Carmenere	800.00	018100	9.8		625.00	000100	71.1
	1,050.00	000100	2.7		650.00	000100	1,079.1
Wtd. Avg. Base & Total Tons	854.00		12.5		650.00	022900	178.8
Charbono	1,500.00	021200	4.9		650.00	067603	324.0
	1,500.00	025450	1.5		650.00	067605	961.8
	1,600.00	000100	1.0		675.00	000100	293.2
Wtd. Avg. Base & Total Tons	1,513.51		7.4		700.00	000100	766.7
Cinsaut *	1,000.00	000100	8.7		750.00	000100	1,409.6
	1,250.00	000100	8.4		800.00	000100	0.5
	1,400.00	011100	2.2		1,050.00	000100	123.8
	1,500.00	000100	19.3		1,600.00	000100	2.5
	1,800.00	000100	4.3		1,650.00	024500	1.7
	2,000.00	000100	4.7	Wtd. Avg. Base & Total Tons	609.54		7,915.8
	2,200.00	000100	2.8	Mencia	1,200.00	000100	2.4
	2,800.00	009530	1.7		1,500.00	000100	3.0
	3,600.00	018100	31.5		1,500.00	011800	1.1
Wtd. Avg. Base & Total Tons	2,304.90		83.6		1,500.00	017200	4.0
Counoise	1,300.00	000100	5.0		1,600.00	000100	1.0
	1,700.00	000100	1.8	Wtd. Avg. Base & Total Tons	1,446.09		11.5
	1,800.00	000100	3.3	Merlot	150.00	000100	3.6
Wtd. Avg. Base & Total Tons	1,534.65		10.1		200.00	000100	157.0
Dolcetto	657.00	000100	125.8		275.00	000100	71.6
	800.00	000100	5.0		300.00	000100	27.8
	1,600.00	027560	2.1		350.00	000100	181.9
Wtd. Avg. Base & Total Tons	677.28		132.9		425.00	000100	6.7
					450.00	000100	509.1
					450.00	067605	4,957.7
					475.00	000100	1,002.7

**TABLE 8: BASE PRICE PAID TO GROWERS FOR GRAPES CRUSHED AND DELIVERED TO CALIFORNIA PROCESSORS FROM THE 2024 CROP WITH BRIX FACTORS AND PURCHASED TONNAGE, BY TYPE, VARIETY, REPORTING DISTRICT WHERE GROWN, AND WEIGHTED AVERAGE BASE PRICE**

District, Type, and Variety	Base Price	Brix	Tons	District, Type, and Variety	Base Price	Brix	Tons
	Per Ton	Factors			Per Ton	Factors	
	Dollars	Code <sup>1</sup>			Dollars	Code <sup>1</sup>	
<b>DISTRICT 11 (Cont'd)</b>							
Merlot (Cont'd)	500.00	000100	446.9	Nebbiolo	1,000.00	027500	2.2
	500.00	021000	238.6		1,300.00	000100	0.8
	500.00	067605	156.5	Wtd. Avg. Base & Total Tons	1,080.00		3.0
	515.00	067605	294.0				
	517.00	067605	1,034.2	Nero D'avola *	250.00	000100	1.9
	517.00	067607	1,752.4		800.00	000100	29.7
	525.00	000100	342.5		1,000.00	000100	1.2
	540.00	067605	372.3		1,300.00	000100	0.9
	550.00	000100	2,677.8		1,600.00	000100	1.9
	565.00	067605	243.7	Wtd. Avg. Base & Total Tons	1,800.00	000100	4.0
	567.00	067605	2,778.4		930.43		39.6
	583.91	000100	364.8	Petit Verdot	125.00	001900	151.8
	595.00	000100	787.5		350.00	024500	145.2
	600.00	000100	9,936.5		550.00	000100	490.2
	600.00	017000	454.4		600.00	000100	72.1
	600.00	020800	1,101.1		625.00	000100	99.9
	600.00	023100	617.3		637.53	000100	76.3
	600.00	023400	114.2		650.00	000100	131.6
	600.00	061300	49.6		650.00	067605	1,326.6
	600.00	067605	1,807.7		650.00	067893	219.4
	615.00	067605	159.9		665.00	067605	613.4
	617.00	064180	56.2		700.00	000100	68.4
	617.12	000100	261.5		850.00	000100	5.5
	621.73	000100	69.8		900.00	000100	130.8
	625.00	000100	245.4		900.00	017800	2.2
	625.00	064535	1,643.8		900.00	018100	305.2
	637.28	064180	425.0	Wtd. Avg. Base & Total Tons	950.00	018100	333.4
	650.00	000100	572.2		1,000.00	000100	4.8
	650.00	023100	91.2		1,000.00	018100	15.7
	650.00	067605	486.4		1,750.00	024500	14.2
	652.91	000100	187.8		1,800.00	013600	1.0
	665.00	067605	1,229.8		666.14		4,207.7
	675.00	000100	72.3	Petite Sirah	100.00	000100	1.5
	700.00	000100	238.8		125.00	001900	214.2
	700.00	024800	1.0		200.00	025300	47.8
	714.00	000100	0.7		200.00	028000	28.8
	725.00	000100	309.8		250.00	000100	214.1
	750.00	000100	546.0		300.00	000100	220.0
	800.00	000100	398.2		350.00	000100	280.6
	850.00	000100	259.0		350.00	067608	144.8
	850.00	014400	1.3		350.00	067906	1,296.6
	850.00	018100	25.6		365.00	000100	250.3
	875.87	018100	29.6		375.00	000100	492.6
	975.00	000100	43.2		385.00	000100	290.7
	1,050.00	000100	244.4		400.00	000100	352.8
	1,100.00	000100	5.5		400.00	027600	46.5
	1,300.00	000100	2.0		425.00	000100	25.9
	1,750.00	024500	4.9	Wtd. Avg. Base & Total Tons	500.00	000100	420.2
Wtd. Avg. Base & Total Tons	573.68		40,099.8		550.00	000100	291.9
					550.00	021200	448.5
Mission *	850.00	000100	4.0		550.00	023100	148.8
	950.00	000100	1.9		600.00	000100	952.8
	1,000.00	000100	2.2		600.00	021200	232.5
	2,200.00	000100	2.0	Wtd. Avg. Base & Total Tons	600.00	067955	639.6
Wtd. Avg. Base & Total Tons	1,168.81		10.1		650.00	000100	1,984.2
					650.00	021200	109.1
Montepulciano	1,000.00	000100	3.5		650.00	064535	270.6
	2,000.00	000100	0.4		650.00	067605	938.9
Wtd. Avg. Base & Total Tons	1,102.56		3.9		650.00	067930	550.5
					650.00	067955	216.0
Mourvedre *	442.00	067893	70.9		650.00	069478	658.6
	500.00	000100	21.2		665.00	067605	540.2
	700.00	000100	30.3		665.00	067955	407.7
	900.00	000100	0.6		667.00	067605	524.9
	1,200.00	000100	1.0		667.00	067955	1,093.5
	1,300.00	000100	3.1		670.00	000100	25.6
	1,600.00	000100	17.0		700.00	000100	3,246.2
	1,750.00	000100	2.2		700.00	021500	161.8
	1,800.00	000100	2.4	Wtd. Avg. Base & Total Tons	703.23	000100	402.0
Wtd. Avg. Base & Total Tons	701.33		148.7		704.00	000100	24.3
					707.00	000100	100.0
Muscat Hamburg *	600.00	000100	88.8		707.12	000100	515.0
	750.00	000100	70.7	Wtd. Avg. Base & Total Tons	732.12	000100	414.1
Wtd. Avg. Base & Total Tons	666.49		159.5				

**TABLE 8: BASE PRICE PAID TO GROWERS FOR GRAPES CRUSHED AND DELIVERED TO CALIFORNIA PROCESSORS FROM THE 2024 CROP WITH BRIX FACTORS AND PURCHASED TONNAGE, BY TYPE, VARIETY, REPORTING DISTRICT WHERE GROWN, AND WEIGHTED AVERAGE BASE PRICE**

District, Type, and Variety	Base Price	Brix	Tons	District, Type, and Variety	Base Price	Brix	Tons
	Per Ton	Factors			Per Ton	Factors	
	Dollars	Code <sup>1</sup>			Dollars	Code <sup>1</sup>	
<b>DISTRICT 11 (Cont'd)</b>							
Petite Sirah (Cont'd)	750.00	000100	3,028.2	Primitivo	400.00	000100	99.5
	750.00	026400	243.5		850.00	024500	1.0
	775.00	000100	58.2		1,600.00	027560	2.1
	800.00	000100	207.4	Wtd. Avg. Base & Total Tons	428.95		102.6
	800.00	018100	12.8	Rubired *	300.00	000100	217.7
	825.00	000100	121.9		300.00	060406	353.8
	850.00	000100	205.5		350.00	000100	1,258.1
	850.00	018100	74.9		365.00	064349	128.3
	850.00	027600	50.3		375.00	000100	292.1
	875.00	000100	167.6	Wtd. Avg. Base & Total Tons	341.40		2,250.0
	875.00	025100	34.0	Ruby Cabernet	550.00	000100	86.3
	900.00	000100	28.1	Wtd. Avg. Base & Total Tons	550.00		86.3
	900.00	018100	377.6	Sagrantino	1,600.00	027500	2.0
	1,000.00	000100	784.0	Wtd. Avg. Base & Total Tons	1,600.00		2.0
	1,000.00	018100	48.7	Sangiovese *	250.00	025300	0.6
	1,041.05	018100	1,017.2		275.00	025300	12.1
	1,050.00	000100	172.1		500.00	000100	50.9
	1,150.00	000100	2.1		550.00	000100	40.0
	1,200.00	000100	5.7		900.00	000100	15.3
	1,300.00	000100	38.6		1,000.00	000100	1.0
	1,500.00	000100	9.6		1,100.00	000100	4.7
	1,500.00	025450	1.1		1,500.00	000100	26.0
	1,550.00	000100	25.1		1,600.00	027560	4.8
Wtd. Avg. Base & Total Tons	660.24		25,938.9		1,675.00	013400	1.6
					1,800.00	000100	27.6
Pinot Noir *	150.00	000100	21.9		2,000.00	000100	0.6
	300.00	000100	495.5		2,200.00	000100	8.0
	350.00	000100	274.9	Wtd. Avg. Base & Total Tons	976.75		193.2
	475.00	067395	439.2	Souzao	550.00	000100	79.2
	475.00	067418	204.6		1,000.00	029800	0.6
	475.00	067606	196.4		1,150.00	000100	2.1
	475.00	067607	207.5		1,500.00	000100	2.0
	505.00	000100	1,913.5		1,500.00	025450	1.5
	515.00	067607	266.5		1,600.00	000100	1.0
	517.00	067607	787.4	Wtd. Avg. Base & Total Tons	618.34		86.4
	550.00	000100	506.7	Syrah *	167.00	002200	127.6
	550.00	064535	200.5		167.00	067893	278.6
	550.00	067605	130.7		250.00	000100	210.9
	550.00	067607	283.0		310.00	000100	77.6
	565.00	067605	2,569.5		375.00	000100	46.5
	565.00	067607	4,301.4		450.00	000100	703.5
	567.00	067605	429.1		475.00	067907	126.5
	567.00	067607	87.8		500.00	000100	2,829.5
	570.00	067605	1,322.4		515.00	067605	58.4
	590.00	067605	315.6		540.00	067605	80.4
	600.00	000100	563.5		550.00	000100	552.8
	600.00	001900	227.4		565.00	067605	714.3
	600.00	021000	2.0		567.00	067893	832.6
	600.00	049350	1,137.4		600.00	000100	93.7
	617.00	067605	396.4		600.00	020800	573.4
	634.91	000100	853.5		610.40	000100	444.0
	634.91	017000	974.9		625.00	000100	53.5
	643.09	049350	883.4		650.00	025100	149.3
	650.00	000100	4,712.7		667.00	067605	42.7
	650.00	021500	287.6		700.00	000100	82.1
	650.00	064535	74.8		800.00	018100	30.9
	666.39	000100	4,085.8		850.00	018100	89.6
	700.00	000100	344.6		900.00	018100	194.9
	717.00	067605	341.8		915.60	018100	240.3
	725.00	000100	194.9		1,100.00	017000	4.7
	750.00	000100	73.5		1,100.00	024500	16.0
	800.00	000100	158.8		1,200.00	020800	3.0
	821.99	000100	436.1		1,300.00	000100	46.1
	837.00	021200	24.5		1,300.00	015700	24.8
	850.00	000100	248.9		1,300.00	021000	1.0
	900.00	000100	613.7		1,750.00	000100	2.3
	943.35	018100	74.7		1,800.00	000100	1.0
	1,000.00	021000	301.2	Wtd. Avg. Base & Total Tons	540.09		8,732.5
	1,100.00	000100	4.3				
	1,200.00	002600	78.7				
	1,300.00	006400	38.8				
Wtd. Avg. Base & Total Tons	611.30		32,088.0				

**TABLE 8: BASE PRICE PAID TO GROWERS FOR GRAPES CRUSHED AND DELIVERED TO CALIFORNIA PROCESSORS  
FROM THE 2024 CROP WITH BRIX FACTORS AND PURCHASED TONNAGE, BY TYPE, VARIETY, REPORTING DISTRICT  
WHERE GROWN, AND WEIGHTED AVERAGE BASE PRICE**

District, Type, and Variety	Base Price	Brix	Tons	District, Type, and Variety	Base Price	Brix	Tons
	Per Ton	Factors			Per Ton	Factors	
	Dollars	Code <sup>1</sup>			Dollars	Code <sup>1</sup>	
<b>DISTRICT 11 (Cont'd)</b>							
Tannat	125.00	001900	328.7	Trousseau *	1,150.00	000100	1.8
	200.00	017800	77.3	Wtd. Avg. Base & Total Tons	1,150.00		1.8
	300.00	000100	3.0	Zinfandel	150.00	000100	294.6
	600.00	000100	1,044.4		167.00	007600	3,891.1
	600.00	061300	22.2		167.00	007800	89.3
	650.00	000100	51.9		200.00	000100	708.0
	700.00	000100	364.5		250.00	000100	605.4
	750.00	000100	152.7		250.00	025100	145.3
	982.41	018100	113.1		260.00	000100	290.6
	1,000.00	000100	2.7		300.00	000100	344.1
	1,500.00	000100	4.5		300.00	018100	185.2
	1,500.00	013100	2.0		350.00	000100	2,549.8
	1,500.00	021200	5.0		350.00	007600	458.4
	1,600.00	000100	1.5		375.00	000100	2,019.0
	1,700.00	000100	1.3		400.00	000100	1,733.8
Wtd. Avg. Base & Total Tons	568.55		2,174.8		400.00	007600	435.7
					400.00	024500	7.4
Tempranillo *	300.00	000100	1.5		425.00	000100	140.5
	600.00	000100	558.1		450.00	000100	132.7
	600.00	061300	92.2		460.00	007600	309.6
	850.00	000100	49.3		475.00	067605	1,067.1
	900.00	000100	11.9		475.00	067901	6,677.4
	900.00	017800	1.5		500.00	000100	444.8
	1,000.00	000100	50.0		517.00	067607	659.8
	1,250.00	000100	5.6		525.00	000100	33.9
	1,500.00	000100	1.6		540.00	067605	405.7
	1,500.00	021200	1.0		550.00	000100	521.1
	1,600.00	000100	1.6		550.00	026400	192.0
	1,700.00	000100	2.6		565.00	067605	1,231.6
	1,750.00	000100	7.5		567.00	067605	1,643.0
Wtd. Avg. Base & Total Tons	670.07		784.4		567.00	067607	347.4
					600.00	000100	1,906.0
Teroldego	250.00	000100	23.9		600.00	020800	393.5
	450.00	000100	3.8		600.00	067961	913.9
	500.00	027600	47.3		606.00	000100	230.6
	550.00	000100	318.8		615.00	067605	70.3
	600.00	000100	52.4		625.00	000100	174.3
	650.00	067605	1,003.7		650.00	000100	2,574.7
	665.00	067605	3,899.6		650.00	067605	529.1
	667.00	067605	401.8		650.00	069478	270.1
	670.00	067605	127.4		665.00	067605	520.7
	699.00	000100	43.6		667.00	067605	486.2
	700.00	000100	215.4		667.00	069478	67.5
	715.00	067605	723.6		675.00	069440	1,300.4
	717.00	067605	721.8		700.00	000100	1,797.8
	750.00	000100	214.8		700.00	020800	254.6
	850.00	000100	170.0		700.00	067605	909.8
	850.00	018100	110.2		700.00	067607	37.0
	867.54	018100	47.0		700.00	069478	170.2
	900.00	000100	0.5		715.00	067605	865.7
	901.65	018100	43.6		715.00	069478	249.0
	1,200.00	000100	4.7		717.00	067605	1,463.6
	1,600.00	000100	1.2		720.00	067605	595.8
	1,600.00	024500	2.3		725.00	000100	383.1
Wtd. Avg. Base & Total Tons	678.01		8,177.4		730.00	000100	449.8
					750.00	000100	2,805.7
Tinta Cao	1,000.00	029800	0.5		750.00	021200	134.8
Wtd. Avg. Base & Total Tons	1,000.00		0.5		750.00	064180	360.0
					750.00	067961	2,828.2
Touriga Nacional *	250.00	000100	24.0		765.00	069478	210.6
	350.00	001900	125.0		767.00	067605	78.4
	365.00	002200	46.1		767.00	069478	203.1
	467.00	067607	586.1		775.00	000100	72.0
	717.00	067606	388.2		796.00	000100	739.1
	753.16	000100	47.4		796.00	028820	67.1
	1,000.00	029800	0.5		800.00	000100	1,416.3
	1,150.00	000100	3.2		800.00	020800	701.9
	1,500.00	000100	5.0		800.00	021200	123.7
	1,500.00	007600	2.4		800.00	024800	2.0
	1,500.00	021200	1.0		800.00	025100	94.7
	1,500.00	025450	1.6		800.00	067961	1,210.9
Wtd. Avg. Base & Total Tons	547.34		1,230.5		825.00	000100	309.6
					835.00	000100	58.1
					837.00	025300	46.8

**TABLE 8: BASE PRICE PAID TO GROWERS FOR GRAPES CRUSHED AND DELIVERED TO CALIFORNIA PROCESSORS FROM THE 2024 CROP WITH BRIX FACTORS AND PURCHASED TONNAGE, BY TYPE, VARIETY, REPORTING DISTRICT WHERE GROWN, AND WEIGHTED AVERAGE BASE PRICE**

District, Type, and Variety	Base Price	Brix	Tons	District, Type, and Variety	Base Price	Brix	Tons
	Per Ton	Factors			Per Ton	Factors	
	Dollars	Code <sup>1</sup>			Dollars	Code <sup>1</sup>	
<b>DISTRICT 11 (Cont'd)</b>					425.00	000100	267.6
Zinfandel (Cont'd)	850.00	000100	1,648.3		440.00	001900	840.0
	850.00	021500	305.3		442.00	045263	2,078.1
	850.00	067961	1,046.1		465.00	001900	924.0
	850.00	069478	104.8		465.00	054650	320.5
	867.00	067605	279.8		465.00	058790	444.6
	867.00	069478	635.3		475.00	000100	126.0
	875.00	000100	764.6		492.00	002000	540.7
	900.00	000100	601.3		525.00	045460	4,182.0
	900.00	018100	143.6		535.00	000100	185.3
	909.00	018100	48.6		540.00	000100	5,252.7
	925.00	000100	241.2		540.00	043900	24.0
	949.15	000100	153.9		540.00	059595	305.8
	950.00	000100	768.1		546.33	013600	269.4
	975.00	000100	40.4		550.00	000100	3,025.7
	986.40	018100	803.7		565.00	054650	478.8
	1,000.00	000100	47.3		566.25	013400	348.2
	1,000.00	019100	2.7		567.00	054650	323.1
	1,050.00	000100	100.6		575.00	045460	407.2
	1,050.00	018100	269.2		614.22	012550	327.3
	1,100.00	000100	1,287.5		645.83	011100	279.8
	1,100.00	018100	19.0		1,260.00	000100	1.0
	1,139.78	018100	342.7	Wtd. Avg. Base & Total Tons	499.97		22,777.8
	1,150.00	000100	80.9				
	1,175.00	000100	201.2	Chenin Blanc	390.00	036590	1,275.3
	1,200.00	000100	11.9		400.00	000100	1,306.8
	1,200.00	024500	2.0	Wtd. Avg. Base & Total Tons	395.06		2,582.1
	1,250.00	000100	76.4				
	1,250.00	024800	157.5	French Colombard	350.00	000100	11.0
	1,300.00	000100	11.1		400.00	014400	5.9
	1,300.00	027100	73.4	Wtd. Avg. Base & Total Tons	367.46		16.9
	1,350.00	000100	11.2				
	1,400.00	000100	38.7	Gewurztraminer	300.00	000100	526.0
	1,450.00	000100	14.1	Wtd. Avg. Base & Total Tons	300.00		526.0
	1,475.00	026900	9.6				
	1,500.00	000100	76.3	Malvasia Bianca	375.00	000100	88.2
	1,500.00	021000	3.0		550.00	000100	4.8
	1,600.00	000100	49.0		1,000.00	000100	4.8
	1,700.00	000100	15.0		2,800.00	000100	0.5
	1,750.00	000100	28.6	Wtd. Avg. Base & Total Tons	426.40		98.3
	1,800.00	000100	61.0				
	1,950.00	000100	3.2	Muscat Blanc *	450.00	000100	60.7
	2,000.00	000100	1.5		465.00	001000	804.3
	2,050.00	002600	38.9		550.00	000100	174.3
	2,150.00	017200	8.5	Wtd. Avg. Base & Total Tons	478.38		1,039.3
	2,200.00	011300	2.9				
	2,400.00	000100	52.0	Muscat Of Alexandria	250.00	000100	332.1
	2,800.00	000100	10.6		290.00	000600	227.4
	3,000.00	000100	25.0		315.00	000800	798.8
Wtd. Avg. Base & Total Tons	624.82		66,358.5	Wtd. Avg. Base & Total Tons	340.00	000100	1,125.4
					315.35		2,483.7
Other Red Wine <sup>2</sup>	150.00	000100	5.5	Muscat Orange	500.00	000100	116.3
	700.00	000100	2.2		515.00	000100	592.7
	1,000.00	009300	2.7	Wtd. Avg. Base & Total Tons	512.54		709.0
	1,150.00	000100	2.3				
	1,500.00	000100	5.3	Pinot Gris *	375.00	000100	173.9
	1,500.00	007600	4.6		400.00	000100	57.6
	1,600.00	000100	1.0		417.00	001000	1,677.6
	2,000.00	000100	0.8		423.97	009400	144.7
	2,200.00	024500	1.1		425.00	000100	188.6
Wtd. Avg. Base & Total Tons	1,105.10		25.5		425.00	009000	3,303.4
					444.08	009400	96.7
<b>DISTRICT 12</b>					450.80	009400	43.0
<b>Wine Grapes (White)</b>					465.00	001000	325.5
Albarino *	450.00	000100	639.8		465.00	001300	248.7
Wtd. Avg. Base & Total Tons	450.00		639.8		490.00	001000	202.8
					490.00	001400	606.7
Chardonnay *	100.00	000100	236.9		490.00	039792	162.1
	150.00	000100	23.2		492.00	001000	653.1
	167.00	001000	88.8		500.00	000100	9,272.1
	167.00	010900	210.0		500.00	044290	75.7
	217.00	010900	250.2		515.00	001300	186.2
	300.00	000100	192.9		525.00	000100	618.5
	325.00	000100	234.0		538.07	009400	566.9
	375.00	001900	590.0				

**TABLE 8: BASE PRICE PAID TO GROWERS FOR GRAPES CRUSHED AND DELIVERED TO CALIFORNIA PROCESSORS  
FROM THE 2024 CROP WITH BRIX FACTORS AND PURCHASED TONNAGE, BY TYPE, VARIETY, REPORTING DISTRICT  
WHERE GROWN, AND WEIGHTED AVERAGE BASE PRICE**

District, Type, and Variety	Base Price	Brix	Tons	District, Type, and Variety	Base Price	Brix	Tons
	Per Ton	Factors			Per Ton	Factors	
	Dollars	Code <sup>1</sup>			Dollars	Code <sup>1</sup>	
<b>DISTRICT 12 (Cont'd)</b>					558.27	000100	134.1
Pinot Gris * (Cont'd)	540.00	000100	2,382.4		558.27	020800	702.4
	550.00	040240	511.2		558.27	025100	243.8
	559.11	009300	197.7		565.00	067605	2,240.1
	565.00	000100	175.5		565.00	070466	274.2
	579.37	009400	322.9		565.00	070467	87.4
	700.00	000100	1,155.9		567.00	067605	1,691.8
Wtd. Avg. Base & Total Tons	498.22		23,349.4		575.55	023400	655.4
					580.00	000100	5,701.6
Sauvignon Blanc *	217.00	007900	356.6		585.00	067607	2,368.4
	369.04	011600	237.7		586.24	023400	1,154.0
	500.00	000100	200.6		590.00	067607	196.5
	517.00	037437	2,029.2		592.00	067605	603.1
	525.00	043720	1,126.8		600.00	027600	274.2
	540.00	000100	254.0		600.00	064535	674.9
	542.00	034975	338.2		618.55	021200	589.5
	631.42	011300	378.8		618.65	023100	267.7
	666.93	012550	273.3		620.50	021200	489.9
Wtd. Avg. Base & Total Tons	509.70		5,195.2		621.41	021200	2,088.4
					667.12	023400	333.6
Symphony	265.00	000800	422.1		700.00	000100	1,861.2
	300.00	000100	85.4	Wtd. Avg. Base & Total Tons	1,260.00	000100	4.0
	325.00	000100	306.3		536.75		38,279.2
	375.00	000100	21.9				
	436.81	011100	648.1	Cinsaut *	1,300.00	000100	26.4
	1,260.00	000100	1.0	Wtd. Avg. Base & Total Tons	1,300.00		26.4
Wtd. Avg. Base & Total Tons	356.68		1,484.8				
				Grenache *	415.00	048700	212.8
Verdelho	1,300.00	000100	12.0		450.00	000100	209.7
Wtd. Avg. Base & Total Tons	1,300.00		12.0		465.00	048440	145.5
					800.00	000100	41.5
Vermentino *	1,300.00	009300	2.0	Wtd. Avg. Base & Total Tons	465.19		609.5
	1,500.00	017000	9.3				
Wtd. Avg. Base & Total Tons	1,464.60		11.3	Malbec	475.00	000100	325.6
				Wtd. Avg. Base & Total Tons	475.00		325.6
Viognier	150.00	000100	90.0				
	300.00	000100	184.9	Merlot	100.00	000100	28.0
	400.00	000100	430.8		250.00	000100	656.1
	515.00	000100	91.0		323.91	000100	151.2
	515.00	002300	500.0		350.00	000100	6.2
	585.00	070429	197.8		375.00	067605	429.0
Wtd. Avg. Base & Total Tons	442.53		1,494.5		465.00	002300	596.6
					500.00	067605	415.5
White Riesling *	150.00	000100	42.5		500.64	023100	179.7
	167.00	010900	100.0		515.00	002300	268.6
	400.00	000100	1.0		515.00	067604	1,729.9
	450.00	000100	572.0		515.00	067607	829.9
Wtd. Avg. Base & Total Tons	392.56		715.5		525.00	000100	596.6
					550.00	000100	444.3
<b>Wine Grapes (Red)</b>					550.00	064535	393.4
Alicante Bouschet *	1,100.00	000100	2.0		560.00	000100	251.0
Wtd. Avg. Base & Total Tons	1,100.00		2.0		565.00	070466	610.7
					565.00	070467	1,134.6
Barbera	350.00	000100	1.0		568.60	023400	93.6
	365.00	002000	375.0		577.00	067607	2,081.6
	1,200.00	029200	1.9		582.00	063700	2,177.0
Wtd. Avg. Base & Total Tons	369.16		377.9		585.00	067607	1,301.3
					592.00	067605	1,311.9
Cabernet Sauvignon	100.00	000100	821.7		1,260.00	000100	3.0
	150.00	000100	80.5	Wtd. Avg. Base & Total Tons	533.74		15,689.7
	250.00	000100	1,485.3				
	375.00	067605	977.4	Muscat Hamburg *	375.00	000100	21.5
	400.00	000100	191.0		500.00	000100	2.0
	400.00	002200	498.4		750.00	000100	46.8
	400.00	024500	456.7		1,260.00	000100	2.5
	425.00	000100	389.8	Wtd. Avg. Base & Total Tons	649.90		72.8
	465.00	067605	351.4				
	490.00	002300	720.6	Petit Verdot	100.00	000100	14.4
	500.00	021200	546.8		567.31	023400	343.3
	515.00	002600	1,175.0		585.00	067607	1,060.7
	515.00	067604	2,179.1		592.00	067605	371.8
	515.00	067605	840.0		700.00	000100	283.8
	525.00	064535	1,928.3	Wtd. Avg. Base & Total Tons	595.70		2,074.0
	531.23	023100	316.9				
	550.00	000100	2,684.1				

**TABLE 8: BASE PRICE PAID TO GROWERS FOR GRAPES CRUSHED AND DELIVERED TO CALIFORNIA PROCESSORS FROM THE 2024 CROP WITH BRIX FACTORS AND PURCHASED TONNAGE, BY TYPE, VARIETY, REPORTING DISTRICT WHERE GROWN, AND WEIGHTED AVERAGE BASE PRICE**

District, Type, and Variety	Base Price	Brix	Tons	District, Type, and Variety	Base Price	Brix	Tons
	Per Ton	Factors			Per Ton	Factors	
	Dollars	Code <sup>1</sup>			Dollars	Code <sup>1</sup>	
<b>DISTRICT 12 (Cont'd)</b>				<b>DISTRICT 13</b>			
Petite Sirah	375.00	000100	473.1	<b>Raisin Grapes</b>			
	500.00	000100	1,208.0	Fiesta	265.00	001400	96.3
	569.78	023400	405.0		267.65	001400	570.1
	577.00	067607	892.3		300.00	000100	138.1
	580.00	000100	1,286.2		340.00	017400	1,092.7
	585.00	067607	407.7	Wtd. Avg. Base & Total Tons	311.54		1,897.2
	592.00	067605	441.5				
	600.00	064535	612.6	Thompson Seedless *	200.00	000100	473.5
	647.31	025100	221.5		250.00	009300	290.9
	1,260.00	000100	0.5		257.84	009300	1,486.2
Wtd. Avg. Base & Total Tons	552.16		5,948.4		267.65	001700	149.3
					275.00	009300	11.1
Pinot Noir *	250.00	000100	589.9		277.70	009300	1,026.0
	350.00	002200	517.1		278.89	009300	225.5
	417.00	067607	241.2		279.26	009300	110.3
	450.00	059700	1,005.0		296.13	000100	164.0
	465.00	059700	669.5		296.15	000100	1,873.9
	475.00	000100	150.9		300.00	000100	10,822.5
	490.00	063550	1,564.6		350.00	000100	483.0
	505.00	000100	1,727.3		400.00	000100	509.8
	550.00	063700	447.1		429.25	000100	409.4
	575.00	000100	612.0	Wtd. Avg. Base & Total Tons	297.82		18,035.4
Wtd. Avg. Base & Total Tons	465.28		7,524.6				
Primitivo	1,200.00	027800	3.2	<b>Table Grapes</b>			
Wtd. Avg. Base & Total Tons	1,200.00		3.2	Autumn King	275.00	000100	1,417.5
				Wtd. Avg. Base & Total Tons	275.00		1,417.5
Rubired *	265.00	060410	896.2	Flame Seedless *	174.63	013600	71.8
	350.00	000100	1,068.2	Wtd. Avg. Base & Total Tons	174.63		71.8
	425.00	000100	296.4	Scarlet	200.00	000100	1,076.2
Wtd. Avg. Base & Total Tons	326.14		2,260.8	Wtd. Avg. Base & Total Tons	200.00		1,076.2
Ruby Cabernet	265.00	067190	1,721.7	Other Table <sup>2</sup>	170.00	000100	196.3
	1,260.00	000100	1.5	Wtd. Avg. Base & Total Tons	170.00		196.3
Wtd. Avg. Base & Total Tons	265.87		1,723.2				
Sangiovese *	425.00	000100	100.6	<b>Wine Grapes (White)</b>			
	1,260.00	000100	0.5	Albarino *	500.00	000100	11.6
Wtd. Avg. Base & Total Tons	429.13		101.1	Wtd. Avg. Base & Total Tons	500.00		11.6
Syrah *	150.00	000100	4.7	Burger *	152.00	000800	1,629.2
	350.00	000100	126.7		280.00	000400	2,030.7
	450.00	000100	195.4		315.33	000100	1,000.0
	517.00	063700	448.0	Wtd. Avg. Base & Total Tons	242.83		4,659.9
	543.24	013800	207.2	Chardonnay *	142.00	001000	376.8
	1,260.00	000100	1.0		150.00	000100	28.8
Wtd. Avg. Base & Total Tons	486.69		983.0		150.00	001000	20.5
Tannat	500.00	000100	1,058.3		167.00	001000	180.4
	1,200.00	025300	1.6		175.00	000100	6.8
Wtd. Avg. Base & Total Tons	501.06		1,059.9		192.00	001000	2,203.2
Tempranillo *	315.00	002300	2,216.3		217.00	001000	581.9
	1,260.00	000100	0.5		300.00	000100	288.0
Wtd. Avg. Base & Total Tons	315.21		2,216.8		318.00	000100	132.4
Teroldego	557.34	023400	182.7		350.00	000100	104.6
	585.00	067607	451.9		350.00	001400	919.7
Wtd. Avg. Base & Total Tons	577.04		634.6		360.00	001700	209.3
Zinfandel	167.00	007600	285.2		375.00	000100	122.7
	250.00	000100	1,854.0		395.00	001000	1,327.3
	450.00	000100	148.2		400.00	001000	6,363.4
	605.00	000100	42.0		410.00	001000	1,022.1
	750.00	067961	463.0		415.00	001000	4,969.7
	1,260.00	000100	2.5		415.00	001700	6,252.9
Wtd. Avg. Base & Total Tons	341.20		2,794.9		415.00	001900	296.1
					417.00	001000	333.0
					419.93	012610	138.8
					420.82	013600	695.7
					425.00	000100	174.2
					425.00	045460	4,291.7
					431.72	012610	309.9
					434.94	013600	1,433.5
					436.57	012610	151.3
					439.97	000100	76.3
					440.00	001300	2,338.7

**TABLE 8: BASE PRICE PAID TO GROWERS FOR GRAPES CRUSHED AND DELIVERED TO CALIFORNIA PROCESSORS FROM THE 2024 CROP WITH BRIX FACTORS AND PURCHASED TONNAGE, BY TYPE, VARIETY, REPORTING DISTRICT WHERE GROWN, AND WEIGHTED AVERAGE BASE PRICE**

District, Type, and Variety	Base Price	Brix	Tons	District, Type, and Variety	Base Price	Brix	Tons
	Per Ton	Factors			Per Ton	Factors	
	Dollars	Code <sup>1</sup>			Dollars	Code <sup>1</sup>	
<b>DISTRICT 13 (Cont'd)</b>					328.58	005110	1,097.3
Chardonnay * (Cont'd)	440.00	001900	989.4		335.00	000100	1,744.8
	444.66	013600	559.3		340.00	000800	7,981.6
	450.00	000100	3,786.2		342.00	000600	2,370.2
	450.00	045460	381.9		342.00	006500	3,783.8
	455.49	013600	3,303.9		342.00	007800	1,200.1
	458.95	011300	313.7		348.27	008650	682.3
	460.00	001300	1,388.8		350.00	000100	4,891.0
	465.00	000100	6,340.3		350.00	037680	31,008.1
	467.00	001000	2,069.1		360.00	000100	1,023.9
	468.77	010110	904.0		400.00	000100	1,722.0
	475.00	045460	8,699.0		450.00	000100	125.0
	477.43	011100	438.9		520.15	009700	202.6
	490.37	011300	187.2	Wtd. Avg. Base & Total Tons	305.70		215,348.6
	550.00	000100	960.5				
	620.00	000100	229.0	Grenache Blanc *	837.00	000100	5.4
	706.14	000100	82.6		1,300.00	000100	4.4
Wtd. Avg. Base & Total Tons	427.12	000100	141.0	Wtd. Avg. Base & Total Tons	1,044.88		9.8
			66,124.5				
Chenin Blanc	150.00	000100	118.9	Malvasia Bianca	600.00	009100	2.0
	167.00	001000	300.0		2,250.00	000100	19.8
	316.29	009300	163.5	Wtd. Avg. Base & Total Tons	2,098.62		21.8
	325.00	000100	844.8				
	334.70	009300	421.5	Marsanne	200.00	000100	23.2
	340.00	000800	6,048.8		500.00	000100	834.5
	342.00	000800	4,147.4	Wtd. Avg. Base & Total Tons	491.89		857.7
	367.00	000800	2,618.2				
	375.00	037680	1,345.1	Muscat Blanc *	151.50	000100	42.9
	400.00	000100	3,874.1		175.19	000100	11.9
Wtd. Avg. Base & Total Tons	353.34		19,882.3		200.00	000100	209.1
					275.00	000100	248.3
Fiano	500.00	013400	4.0		390.00	001000	198.7
	805.26	000100	3.5		400.00	000100	135.0
Wtd. Avg. Base & Total Tons	642.45		7.5		408.95	011300	125.4
					410.00	001000	1,063.0
French Colombard	142.00	001000	1,429.3		415.00	001000	3,753.8
	150.00	000100	63.0		450.00	000100	511.9
	150.00	011300	52.1		475.00	000100	299.3
	167.00	000600	1,040.1		500.00	000100	1,160.1
	167.00	000800	624.9		515.16	000100	57.5
	167.00	001000	2,730.0		600.00	000100	4.3
	250.00	000100	14,003.1	Wtd. Avg. Base & Total Tons	419.36		7,821.2
	250.00	001000	927.7				
	250.00	040340	233.0	Muscat Of Alexandria	125.00	000100	683.1
	257.00	000800	4,136.1		167.00	001000	5,541.7
	265.00	000100	14,292.4		250.00	000100	2,051.5
	265.00	000800	7,998.6		260.00	000600	1,927.9
	265.00	001000	5,474.4		260.00	000800	4,641.4
	266.97	000100	2,201.7		260.00	006500	1,798.9
	267.00	006500	425.8		265.00	000600	1,278.2
	290.00	000600	8,389.8		265.00	000800	27,569.8
	291.08	009300	3,672.9		267.00	000600	2,922.3
	300.00	000100	4,118.8		267.00	000800	680.1
	300.00	000800	11,129.6		285.00	000800	1,281.9
	300.00	006500	83.8		290.00	000100	1,095.7
	300.00	009700	167.3		290.00	000800	6,013.2
	300.00	011300	9,329.2		292.00	000600	1,036.0
	310.00	000600	6,337.9		300.00	000100	532.0
	310.00	006500	131.6		300.00	011100	407.1
	310.00	007800	425.4		300.00	011300	252.3
	315.00	000100	5,105.7		309.55	011300	792.4
	315.00	000600	691.8		310.00	000600	1,054.1
	315.00	000800	2,127.9		311.67	010900	98.4
	315.33	000100	1,373.1		315.00	055910	5,469.3
	316.98	000100	2,264.2		320.00	000100	955.8
	317.00	006500	6,319.9		350.00	000100	567.8
	320.00	000100	9,256.5		350.00	011200	20,346.6
	320.84	009300	343.9		350.00	055910	120.0
	325.00	000100	5,844.2		373.85	010900	830.1
	325.00	009670	865.5		375.00	000100	1,031.3
	325.00	010600	684.1		375.00	055910	3,000.1
	325.00	037680	20,502.5		377.99	010900	309.5
	327.90	005110	1,184.6		400.00	000100	4,020.3
	328.13	005110	1,533.5		400.00	020600	260.2
					425.00	000100	4,861.1

**TABLE 8: BASE PRICE PAID TO GROWERS FOR GRAPES CRUSHED AND DELIVERED TO CALIFORNIA PROCESSORS  
FROM THE 2024 CROP WITH BRIX FACTORS AND PURCHASED TONNAGE, BY TYPE, VARIETY, REPORTING DISTRICT  
WHERE GROWN, AND WEIGHTED AVERAGE BASE PRICE**

District, Type, and Variety	Base Price	Brix	Tons	District, Type, and Variety	Base Price	Brix	Tons
	Per Ton	Factors			Per Ton	Factors	
	Dollars	Code <sup>1</sup>			Dollars	Code <sup>1</sup>	
<b>DISTRICT 13 (Cont'd)</b>							
Muscat Of Alexandria (Cont'd)	500.00	000100	132.5	Viognier	600.00	020600	1.3
	2,100.00	000100	16.6		2,100.00	000100	21.4
	2,350.00	000100	2.0		2,100.00	019000	2.0
Wtd. Avg. Base & Total Tons	301.30		103,581.2	Wtd. Avg. Base & Total Tons	2,021.05		24.7
Muscat Orange	400.00	000100	123.3	White Riesling *	1,000.00	000100	0.8
	450.00	000100	73.1	Wtd. Avg. Base & Total Tons	1,000.00		0.8
	475.00	000100	714.3	<b>Wine Grapes (Red)</b>			
Wtd. Avg. Base & Total Tons	462.84		910.7	Alicante Bouschet *	125.00	000100	44.4
Palomino *	304.75	009300	11.2		200.00	000100	2.3
Wtd. Avg. Base & Total Tons	304.75		11.2		250.00	000100	0.3
Picpoul Blanc	1,368.00	000100	1.6		325.00	001900	31.4
Wtd. Avg. Base & Total Tons	1,368.00		1.6		445.00	000100	829.3
Pinot Gris *	375.00	000100	12.7	Wtd. Avg. Base & Total Tons	1,000.00	000100	2.0
	385.00	000100	42.7		425.78		909.7
	385.00	000700	2,422.1	Arinarnoa	500.00	000100	849.7
	390.00	001000	18.6	Wtd. Avg. Base & Total Tons	500.00		849.7
	395.00	001000	3,661.6	Barbera	200.00	000100	7.2
	400.00	001000	7,094.9		250.00	000100	1,398.2
	405.60	009400	527.1		267.00	002000	340.6
	415.00	001000	1,077.8		290.00	002000	768.0
	415.00	009000	1,605.9		300.00	000100	484.3
	417.00	001000	8,686.6		300.00	002000	781.6
	440.00	001000	433.3		300.00	011100	121.0
	440.00	001300	1,125.0		310.00	002000	2,337.2
	442.00	001000	652.4		365.00	000100	1,398.3
	450.00	000100	555.6		365.00	001900	9,790.9
	465.00	001000	8,074.6		365.00	002000	1,511.5
	467.00	001000	1,001.4		375.00	000100	700.0
	475.00	000100	1,340.4		377.27	010900	857.2
	475.00	040240	155.1		377.50	000100	10.4
	482.11	000100	8.8		382.06	011100	503.1
	487.95	009300	915.0		397.69	010900	717.2
	492.00	001000	1,333.3	Wtd. Avg. Base & Total Tons	400.00	000100	286.1
	500.00	000100	1,848.7		346.29		22,012.8
	500.00	013400	2.0	Cabernet Franc	200.00	000100	30.0
	518.00	000100	8.7		275.33	000100	1.6
	550.00	040240	1,053.7		500.00	017200	1.5
	595.00	000100	150.8	Wtd. Avg. Base & Total Tons	217.24		33.1
	625.22	000100	354.8	Cabernet Sauvignon	50.00	000100	24.2
	732.25	000100	35.2		200.00	000100	2.7
	1,000.00	000100	2.1		211.00	000100	634.1
	1,250.00	000100	258.1		250.00	000100	405.5
Wtd. Avg. Base & Total Tons	441.53		44,459.0		350.00	000100	1,413.2
Roussanne	200.00	000100	10.9		360.00	002200	578.4
Wtd. Avg. Base & Total Tons	200.00		10.9		365.00	059550	974.6
Sauvignon Blanc *	400.00	000100	534.0		365.00	067408	1,553.0
	500.00	000100	667.4		390.00	002600	250.1
	707.00	000100	58.8		400.00	002200	1,272.9
	776.84	000100	251.0		450.00	000100	2,569.6
	780.73	000100	142.4		450.00	061300	44.0
	800.00	012900	319.8		450.00	064535	5,304.6
Wtd. Avg. Base & Total Tons	583.19		1,973.4		475.00	064535	295.0
Semillon	200.00	000100	6.2		550.00	000100	7,445.0
Wtd. Avg. Base & Total Tons	200.00		6.2		780.73	000100	316.4
Symphony	265.00	000800	2,019.0		808.00	000100	63.9
	375.00	052005	4,635.9		955.00	000100	136.0
Wtd. Avg. Base & Total Tons	341.63		6,654.9	Wtd. Avg. Base & Total Tons	1,250.00	000100	88.5
Triplett Blanc	175.00	001400	2,025.3		467.29		23,587.9
Wtd. Avg. Base & Total Tons	175.00		2,025.3	Carignane	260.00	000100	125.4
Vermentino *	500.00	013400	2.0		300.00	000100	214.5
	605.35	000100	3.8		382.63	021000	316.7
Wtd. Avg. Base & Total Tons	569.02		5.8	Wtd. Avg. Base & Total Tons	656.50	000100	68.8
					362.97		725.4
				Grenache *	125.00	001900	559.7
					126.25	000100	1,587.7
					126.25	001700	824.5

**TABLE 8: BASE PRICE PAID TO GROWERS FOR GRAPES CRUSHED AND DELIVERED TO CALIFORNIA PROCESSORS  
FROM THE 2024 CROP WITH BRIX FACTORS AND PURCHASED TONNAGE, BY TYPE, VARIETY, REPORTING DISTRICT  
WHERE GROWN, AND WEIGHTED AVERAGE BASE PRICE**

District, Type, and Variety	Base Price	Brix	Tons	District, Type, and Variety	Base Price	Brix	Tons
	Per Ton	Factors			Per Ton	Factors	
	Dollars	Code <sup>1</sup>			Dollars	Code <sup>1</sup>	
<b>DISTRICT 13 (Cont'd)</b>				Royalty	505.00	000100	20.2
Grenache * (Cont'd)	200.00	000100	140.3	Wtd. Avg. Base & Total Tons	505.00		20.2
	250.00	000100	4.8	Rubired *	110.00	000100	11.3
	250.00	001900	77.8		225.00	000100	639.3
	265.00	001000	165.4		240.00	002200	1,835.9
	300.00	000100	3.5		240.00	060406	3,001.4
	310.00	006500	4,168.0		250.00	060410	9,283.1
	315.00	001000	839.9		250.00	062411	1,332.9
	325.00	043720	332.3		250.00	069310	542.2
	350.00	000100	23.3		260.00	060452	2,741.8
	350.00	011300	299.8		260.00	060453	2,745.8
	365.00	001000	9,722.2		265.00	002300	3,566.0
	375.00	043720	741.7		265.00	048510	3,158.9
	379.83	011400	186.0		265.00	060410	23,622.9
	380.86	011300	200.4		265.00	060453	2,678.4
	548.98	000100	3.4		265.00	067170	3,226.1
	656.50	000100	94.2		275.00	021000	2,271.7
	836.00	000100	94.8		275.00	060410	923.4
	1,100.00	010700	2.7		275.00	060453	822.5
Wtd. Avg. Base & Total Tons	317.13		20,072.4		275.00	060745	977.8
					275.00	062443	357.9
Malbec	250.00	000100	2.5		280.00	060410	2,403.3
	500.00	017200	4.0		290.00	001900	1,296.9
	1,100.00	000100	3.8		290.00	060410	1,444.4
Wtd. Avg. Base & Total Tons	660.68		10.3		290.00	060452	462.7
					290.00	064348	3,515.8
Merlot	150.00	000100	73.0		291.98	013600	220.5
	200.00	019600	26.1		292.00	060410	2,529.4
	415.00	067190	4,028.5		292.90	001900	242.1
	425.00	019500	247.5		296.15	000100	449.1
	426.70	021000	403.3		300.00	000100	1,489.0
	465.00	067395	1,588.9		300.00	064348	895.1
	475.00	055910	1,570.1		308.55	000100	804.3
	475.00	064535	1,432.2		310.00	000100	192.9
	560.00	000100	466.3		310.00	001900	136.4
Wtd. Avg. Base & Total Tons	446.46		9,835.9		310.00	052005	1,965.8
					310.00	064348	4,035.9
Mission *	275.00	011100	451.4		313.10	001700	474.8
Wtd. Avg. Base & Total Tons	275.00		451.4		313.10	001900	3,911.1
					315.00	060452	1,582.6
Mourvedre *	1,100.00	010700	3.6		315.00	060453	6,134.8
Wtd. Avg. Base & Total Tons	1,100.00		3.6		315.00	064348	644.0
					315.35	001900	1,720.2
Muscat Hamburg *	450.00	000100	70.7		317.00	063453	771.6
	475.00	000100	460.6		322.21	001900	147.2
	575.00	000100	33.4		325.00	000100	2,444.9
Wtd. Avg. Base & Total Tons	477.78		564.7		335.00	052005	7,861.2
					340.00	001900	144.7
Nero D'avola *	819.00	000100	6.4		343.40	001900	764.1
Wtd. Avg. Base & Total Tons	819.00		6.4		350.00	000100	1,348.3
					350.00	017200	525.1
Petit Verdot	211.00	000100	483.0		350.00	051855	938.7
	275.00	000100	548.8		350.00	060500	901.5
	450.00	000100	86.6		350.00	060745	1,282.2
	450.00	061300	20.5		350.00	062443	2,160.7
	600.00	020800	0.3		353.50	001900	521.1
	1,125.00	017200	1.6		357.50	017400	749.9
Wtd. Avg. Base & Total Tons	265.61		1,140.8		365.00	064348	1,639.3
					367.00	064348	322.9
Petite Sirah	250.00	000100	3.4		375.00	000100	49.4
	275.00	000100	534.8		400.00	000100	626.9
	400.00	024500	2.5		425.00	000100	991.5
	497.09	024800	70.0		750.00	000100	201.3
	502.55	024800	115.1	Wtd. Avg. Base & Total Tons	290.76		124,682.9
	550.00	000100	49.5				
Wtd. Avg. Base & Total Tons	346.68		775.3	Ruby Cabernet	300.00	000100	1,531.5
					321.40	017100	220.1
Pinot Noir *	267.00	002200	2,646.0		321.40	017200	126.1
	283.00	000100	23.7		325.00	055910	388.7
	505.00	000100	4,213.6		335.00	055910	838.8
Wtd. Avg. Base & Total Tons	412.75		6,883.3		350.00	055910	965.5
					375.00	055910	178.7
Primitivo	201.21	000100	40.7		475.00	000100	0.9
Wtd. Avg. Base & Total Tons	201.21		40.7				

**TABLE 8: BASE PRICE PAID TO GROWERS FOR GRAPES CRUSHED AND DELIVERED TO CALIFORNIA PROCESSORS  
FROM THE 2024 CROP WITH BRIX FACTORS AND PURCHASED TONNAGE, BY TYPE, VARIETY, REPORTING DISTRICT  
WHERE GROWN, AND WEIGHTED AVERAGE BASE PRICE**

District, Type, and Variety	Base Price	Brix	Tons	District, Type, and Variety	Base Price	Brix	Tons
	Per Ton	Factors			Per Ton	Factors	
	Dollars	Code <sup>1</sup>			Dollars	Code <sup>1</sup>	
<b>DISTRICT 13 (Cont'd)</b>							
Ruby Cabernet (Cont'd)	545.00	000100	218.0		325.20	000100	237.7
	550.00	000100	331.0		333.44	000100	456.7
Wtd. Avg. Base & Total Tons	350.94		4,799.3		340.00	000100	710.4
					350.00	000100	2,918.0
Sangiovese *	200.00	000100	4.9		350.00	007600	452.5
	350.00	001700	557.9		350.00	034010	1,968.0
Wtd. Avg. Base & Total Tons	348.69		562.8		350.00	036480	2,186.8
					375.00	000100	4,462.4
Souzao	200.00	000100	572.2		375.00	036480	13,203.9
	500.00	016900	71.1		400.00	027800	0.6
Wtd. Avg. Base & Total Tons	233.16		643.3		465.00	000100	130.2
					575.00	064535	2,328.4
Syrah *	218.00	000100	12.3	Wtd. Avg. Base & Total Tons	1,100.00	000100	4.3
	300.00	000100	2.4		328.14		77,235.9
	315.00	002600	596.4	Other Red Wine <sup>2</sup>	50.00	000100	38.2
	317.00	002200	1,610.3	Wtd. Avg. Base & Total Tons	50.00		38.2
	350.00	000100	1,991.8	<b>DISTRICT 14</b>			
	390.00	067152	1,167.1	<b>Raisin Grapes</b>			
	400.00	000100	2,003.4	Fiesta	265.00	017400	1,215.3
	400.00	062417	1,051.7	Wtd. Avg. Base & Total Tons	265.00		1,215.3
	425.00	000100	820.1	<b>Table Grapes</b>			
	425.00	060905	134.9	Autumn King	125.00	000100	767.0
	450.00	000100	1,642.8	Wtd. Avg. Base & Total Tons	125.00		767.0
	450.00	060905	3,864.4	Luisco	200.00	000100	25.8
	500.00	000100	1,327.2	Wtd. Avg. Base & Total Tons	200.00		25.8
	550.00	000100	49.5	Red Globe *	125.00	000100	3,643.3
	650.00	000100	705.5	Wtd. Avg. Base & Total Tons	125.00		3,643.3
	816.00	000100	27.7	Scarlet Royal	125.00	000100	53.9
	1,100.00	010700	2.6	Wtd. Avg. Base & Total Tons	125.00		53.9
Wtd. Avg. Base & Total Tons	419.46		17,010.1	Other Table <sup>2</sup>	125.00	000100	4,862.7
				Wtd. Avg. Base & Total Tons	125.00		4,862.7
Tannat	425.00	000100	172.9	<b>Wine Grapes (White)</b>			
	450.00	000100	297.5	Chardonnay *	550.00	000100	6,353.3
	600.00	000100	1.8		600.00	000100	1,358.0
Wtd. Avg. Base & Total Tons	441.42		472.2		933.14	000100	47.8
					943.34	000100	57.3
Tempranillo *	367.02	000100	10.1		964.90	000100	46.8
	850.00	000100	10.9	Wtd. Avg. Base & Total Tons	566.30		7,863.2
Wtd. Avg. Base & Total Tons	1,090.91	000100	2.8	French Colombard	167.00	001000	275.6
	673.38		23.8		250.00	000100	926.1
					250.00	010600	1,207.4
Teroldego	325.00	060905	651.4		267.00	001000	7,138.2
	414.30	017000	76.1		300.00	009300	661.9
	600.00	021000	1.5		308.53	013100	467.8
Wtd. Avg. Base & Total Tons	334.89		729.0		310.00	000800	2,670.0
					325.00	037680	1,239.6
Tinta Madeira	465.91	017000	60.0		350.00	000100	4,856.5
Wtd. Avg. Base & Total Tons	465.91		60.0	Wtd. Avg. Base & Total Tons	296.17		19,443.1
					167.00	001000	509.5
Touriga Nacional *	1,250.00	000100	2.2		267.00	000800	9,217.7
Wtd. Avg. Base & Total Tons	1,250.00		2.2		268.00	000600	1,522.2
					270.00	000800	1,714.9
Zinfandel	150.00	000100	587.1		350.00	000100	1,032.5
	167.00	000600	2,596.3		375.00	000100	810.4
	200.00	000100	5.2	Wtd. Avg. Base & Total Tons	275.71		14,807.2
	225.00	000100	425.2	Pinot Gris *	385.00	000700	1,373.0
	242.00	000400	115.7	Wtd. Avg. Base & Total Tons	500.00	000100	2,263.0
	250.00	000100	710.4		456.57		3,636.0
	275.00	000400	733.5	Muscat Of Alexandria	167.00	001000	509.5
	280.00	033625	4,960.8		267.00	000800	9,217.7
	285.00	000400	1,920.0		268.00	000600	1,522.2
	290.00	000400	4,883.4		270.00	000800	1,714.9
	300.00	000100	5,599.2		350.00	000100	4,856.5
	300.00	036480	407.1	Wtd. Avg. Base & Total Tons	296.17		19,443.1
	315.00	000400	9,209.0		167.00	001000	509.5
	315.00	000500	2,158.2		267.00	000800	9,217.7
	317.00	000500	3,958.7		268.00	000600	1,522.2
	318.08	000100	53.8		270.00	000800	1,714.9
	318.08	011300	175.6		350.00	000100	1,032.5
	318.39	000100	2,438.0	Wtd. Avg. Base & Total Tons	375.00	000100	810.4
	320.69	006830	1,431.7		275.71		14,807.2
	321.94	000100	503.3	Sauvignon Blanc *	400.00	000100	306.3
	325.00	000100	2,963.2		681.75	000100	170.4
	325.00	036480	2,340.6	Wtd. Avg. Base & Total Tons	800.00	000100	542.1
					659.96		1,018.8

**TABLE 8: BASE PRICE PAID TO GROWERS FOR GRAPES CRUSHED AND DELIVERED TO CALIFORNIA PROCESSORS  
FROM THE 2024 CROP WITH BRIX FACTORS AND PURCHASED TONNAGE, BY TYPE, VARIETY, REPORTING DISTRICT  
WHERE GROWN, AND WEIGHTED AVERAGE BASE PRICE**

District, Type, and Variety	Base Price	Brix	Tons	District, Type, and Variety	Base Price	Brix	Tons
	Per Ton	Factors			Per Ton	Factors	
	Dollars	Code <sup>1</sup>			Dollars	Code <sup>1</sup>	
<b>DISTRICT 14 (Cont'd)</b>				Viognier			
<b>Wine Grapes (Red)</b>				Wtd. Avg. Base & Total Tons			
Barbera	450.00	000100	1,706.1	Other White Wine <sup>2</sup>	1,800.00	000100	0.5
Wtd. Avg. Base & Total Tons	450.00		1,706.1	Wtd. Avg. Base & Total Tons	1,800.00		0.5
Cabernet Sauvignon	350.00	067605	3,542.1	<b>Wine Grapes (Red)</b>			
	400.00	000100	534.3	Alicante Bouschet *	1,800.00	000100	1.5
	400.00	064535	584.7	Wtd. Avg. Base & Total Tons	1,800.00	022900	1.0
	600.00	000100	952.9	Wtd. Avg. Base & Total Tons	1,800.00		2.5
Wtd. Avg. Base & Total Tons	402.40		5,614.0	Cabernet Franc	2,500.00	000100	2.3
Grenache *	292.00	001000	1,301.2	Wtd. Avg. Base & Total Tons	2,500.00		2.3
Wtd. Avg. Base & Total Tons	292.00		1,301.2	Cabernet Sauvignon	1,600.00	000100	1.8
Merlot	560.00	000100	4,500.7	Wtd. Avg. Base & Total Tons	2,500.00	000100	8.8
Wtd. Avg. Base & Total Tons	560.00		4,500.7	Wtd. Avg. Base & Total Tons	2,347.17		10.6
Mission *	450.00	000100	2.7	Cinsaut *	2,884.00	000100	1.2
Wtd. Avg. Base & Total Tons	450.00		2.7	Wtd. Avg. Base & Total Tons	2,884.00		1.2
Petite Sirah	425.00	000100	104.7	Counoise	1,800.00	017000	1.5
Wtd. Avg. Base & Total Tons	425.00		104.7	Wtd. Avg. Base & Total Tons	1,800.00		1.5
Rubired *	200.00	000100	147.1	Grenache *	500.00	000100	7.0
	250.00	060410	3,827.4		1,800.00	000100	2.0
	260.00	064348	3,460.8		1,800.00	013400	1.0
	275.00	021000	474.6		1,800.00	021200	0.5
	275.00	060745	1,067.8		1,800.00	028100	3.0
	280.00	001900	409.1	Wtd. Avg. Base & Total Tons	2,000.00	000100	1.5
	300.00	060745	443.6	Wtd. Avg. Base & Total Tons	1,213.33		15.0
	310.00	052005	311.4	Malbec	2,500.00	000100	4.8
	350.00	000100	474.4	Wtd. Avg. Base & Total Tons	2,500.00		4.8
	350.00	060500	622.5	Merlot	1,600.00	000100	6.5
	485.00	000100	3,361.0	Wtd. Avg. Base & Total Tons	2,500.00	000100	3.0
Wtd. Avg. Base & Total Tons	318.84		14,905.6	Wtd. Avg. Base & Total Tons	1,884.21		9.5
Ruby Cabernet	300.00	000100	1,082.4	Mission *	750.00	000100	6.0
	350.00	000100	956.6	Wtd. Avg. Base & Total Tons	750.00		6.0
Wtd. Avg. Base & Total Tons	323.46		2,039.0	Mourvedre *	1,800.00	021200	0.5
Syrah *	500.00	013800	0.6	Wtd. Avg. Base & Total Tons	1,800.00		0.5
Wtd. Avg. Base & Total Tons	500.00		0.6	Petit Verdot	2,500.00	000100	3.4
Zinfandel	300.00	000100	7,532.9	Wtd. Avg. Base & Total Tons	2,500.00		3.4
	318.00	000400	1,532.5	Petite Sirah	2,100.00	000100	5.0
	325.00	036480	1,383.2	Wtd. Avg. Base & Total Tons	2,100.00		5.0
	350.00	000100	602.7	Pinot Noir *	4,600.00	000100	6.4
	359.28	000100	601.6	Wtd. Avg. Base & Total Tons	4,600.00		6.4
Wtd. Avg. Base & Total Tons	310.98		11,652.9	Primitivo	1,800.00	000100	1.5
<b>DISTRICT 15</b>				Wtd. Avg. Base & Total Tons	1,800.00		1.5
<b>Wine Grapes (White)</b>				Sangiovese *	1,000.00	000100	1.5
Albarino *	1,800.00	000100	0.5	Wtd. Avg. Base & Total Tons	1,000.00		1.5
Wtd. Avg. Base & Total Tons	1,800.00		0.5	Syrah *	1,800.00	000100	2.6
Chardonnay *	2,500.00	000100	3.6		2,000.00	000100	1.8
	3,900.00	000100	6.0	Wtd. Avg. Base & Total Tons	2,500.00	000100	3.8
Wtd. Avg. Base & Total Tons	3,375.00		9.6	Wtd. Avg. Base & Total Tons	2,168.29		8.2
Grenache Blanc *	1,800.00	013400	1.0	Tannat	1,800.00	000100	1.0
Wtd. Avg. Base & Total Tons	1,800.00		1.0		1,800.00	025100	1.0
Muscat Blanc *	1,800.00	000100	1.2		1,900.00	000100	0.8
Wtd. Avg. Base & Total Tons	1,800.00		1.2	Wtd. Avg. Base & Total Tons	1,828.57		2.8
Palomino *	300.00	000100	4.0	Tempranillo *	1,800.00	000100	1.1
	1,000.00	000100	4.0		1,800.00	013100	2.0
	1,500.00	000100	1.8	Wtd. Avg. Base & Total Tons	1,800.00		3.1
	1,600.00	000100	1.0				
	1,800.00	000100	2.7				
Wtd. Avg. Base & Total Tons	1,063.70		13.5				
Picpoul Blanc	1,800.00	017200	1.0				
Wtd. Avg. Base & Total Tons	1,800.00		1.0				

**TABLE 8: BASE PRICE PAID TO GROWERS FOR GRAPES CRUSHED AND DELIVERED TO CALIFORNIA PROCESSORS  
FROM THE 2024 CROP WITH WINE FACTORS AND PURCHASED TONNAGE, BY TYPE, VARIETY, REPORTING DISTRICT  
WHERE GROWN, AND WEIGHTED AVERAGE BASE PRICE**

District, Type, and Variety	Base Price	Brix	Tons	District, Type, and Variety	Base Price	Brix	Tons
	Per Ton	Factors			Per Ton	Factors	
	Dollars	Code <sup>1</sup>			Dollars	Code <sup>1</sup>	
<b>DISTRICT 15 (Cont'd)</b>				Marsanne	1,800.00	017400	1.0
Zinfandel	500.00	000100	20.0		2,300.00	000100	2.4
	2,000.00	000100	9.9	Wtd. Avg. Base & Total Tons	2,152.94		3.4
	2,000.00	017400	2.0				
	3,500.00	013600	1.0	Muscat Blanc *	1,550.00	000100	0.2
Wtd. Avg. Base & Total Tons	1,133.74		32.9		1,800.00	010900	1.6
					1,850.00	000100	2.0
<b>DISTRICT 16</b>					1,900.00	017000	15.7
<b>Wine Grapes (White)</b>					2,150.00	000100	2.4
Albarino *	1,550.00	000100	1.9		2,200.00	000100	3.3
	2,000.00	000100	1.4		2,300.00	000100	11.5
	2,000.00	013600	0.5		2,350.00	000100	9.3
	2,200.00	013400	6.6		2,400.00	000100	17.7
	2,800.00	000100	5.1		2,400.00	020800	1.4
	2,950.00	018900	8.1		2,950.00	020800	12.3
Wtd. Avg. Base & Total Tons	2,518.64		23.6	Wtd. Avg. Base & Total Tons	2,320.03		77.4
Arneis	2,237.00	017200	5.5	Pecorino	2,400.00	000100	27.8
	2,300.00	000100	4.6	Wtd. Avg. Base & Total Tons	2,400.00		27.8
	2,400.00	000100	19.2				
Wtd. Avg. Base & Total Tons	2,353.70		29.3	Pinot Gris *	1,375.00	000100	4.9
					1,850.00	000100	10.1
Chardonnay *	1,100.00	000100	0.8		1,939.00	017200	3.7
	1,300.00	000100	3.6		2,200.00	013400	4.7
	1,450.00	000100	1.0		2,300.00	000100	2.0
	1,500.00	000100	0.8		2,300.00	017000	8.4
	1,600.00	000100	5.9		2,400.00	000100	7.7
	1,800.00	013400	3.0		2,950.00	016800	6.1
	1,850.00	000100	10.0		2,950.00	016900	5.0
	1,850.00	021000	6.0	Wtd. Avg. Base & Total Tons	2,244.90		52.6
	2,000.00	000100	2.2				
	2,050.00	020700	2.1	Roussanne	2,150.00	000100	3.0
	2,300.00	000100	7.7		2,300.00	000100	1.9
	2,300.00	017200	4.0		2,300.00	009050	2.0
	2,400.00	000100	13.4	Wtd. Avg. Base & Total Tons	2,234.78		6.9
	2,500.00	000100	1.9				
	2,950.00	020600	3.2	Sauvignon Blanc *	1,200.00	000100	1.1
	2,950.00	022600	5.2		1,300.00	000100	0.9
	2,950.00	024300	16.5		1,450.00	000100	1.0
	3,000.00	020800	6.9		1,500.00	000100	2.6
	4,000.00	000100	1.9		1,800.00	000100	4.0
Wtd. Avg. Base & Total Tons	2,361.39		96.1		2,000.00	000100	4.6
					2,060.00	020800	1.1
Chenin Blanc	2,950.00	017000	4.8		2,074.41	000100	2.2
Wtd. Avg. Base & Total Tons	2,950.00		4.8		2,099.85	000100	1.6
					2,200.00	000100	12.8
Clairette Blanche	2,000.00	000100	0.5		2,200.00	013400	2.2
Wtd. Avg. Base & Total Tons	2,000.00		0.5		2,200.00	021000	1.4
					2,250.00	000100	6.6
Fiano	1,400.00	000100	0.8		2,300.00	000100	7.0
	2,400.00	000100	9.2		2,950.00	016800	5.6
Wtd. Avg. Base & Total Tons	2,320.00		10.0	Wtd. Avg. Base & Total Tons	2,156.85		54.7
Gewurztraminer	2,000.00	000100	3.6	Semillon	2,200.00	000100	3.3
	2,750.00	017000	1.5	Wtd. Avg. Base & Total Tons	2,200.00		3.3
Wtd. Avg. Base & Total Tons	2,220.59		5.1				
				Vermentino *	2,100.00	017200	7.1
Grenache Blanc *	1,800.00	010900	5.3		2,150.00	000100	5.4
	1,900.00	000100	18.5		2,245.92	000100	0.3
	2,000.00	000100	17.5		2,250.00	013400	9.8
	2,150.00	000100	3.8		2,300.00	000100	12.0
	2,200.00	000100	2.9		2,300.00	020800	3.0
Wtd. Avg. Base & Total Tons	1,963.33		48.0		2,400.00	000100	48.2
					2,500.00	000100	8.3
Grenache Gris *	2,000.00	000100	0.7		2,650.00	000100	6.1
Wtd. Avg. Base & Total Tons	2,000.00		0.7	Wtd. Avg. Base & Total Tons	2,800.00	000100	3.9
					2,375.20		104.1
Malvasia Bianca	1,800.00	009300	8.6	Viognier	1,200.00	000100	3.6
	2,600.00	013100	1.7		1,500.00	000100	4.7
	2,800.00	017400	1.7		1,800.00	000100	1.0
	2,800.00	024500	1.5		2,000.00	000100	4.2
Wtd. Avg. Base & Total Tons	2,137.78		13.5		2,100.00	000100	2.0
					2,200.00	000100	7.6
					2,200.00	021800	1.5

**TABLE 8: BASE PRICE PAID TO GROWERS FOR GRAPES CRUSHED AND DELIVERED TO CALIFORNIA PROCESSORS  
FROM THE 2024 CROP WITH BRIX FACTORS AND PURCHASED TONNAGE, BY TYPE, VARIETY, REPORTING DISTRICT  
WHERE GROWN, AND WEIGHTED AVERAGE BASE PRICE**

District, Type, and Variety	Base Price	Brix	Tons	District, Type, and Variety	Base Price	Brix	Tons
	Per Ton	Factors			Per Ton	Factors	
	Dollars	Code <sup>1</sup>			Dollars	Code <sup>1</sup>	
<b>DISTRICT 16 (Cont'd)</b>					1,600.00	000100	13.3
Viognier (Cont'd)	2,300.00	000100	3.0		1,600.00	004268	1.1
	2,500.00	000100	6.8		1,650.00	000100	2.9
	2,500.00	017000	6.5		1,800.00	000100	4.0
	2,500.00	020800	0.1		1,800.00	014000	2.5
	2,950.00	022600	2.5		1,800.00	025100	1.0
Wtd. Avg. Base & Total Tons	2,150.92		43.5		1,880.00	024300	0.5
					1,900.00	020800	0.6
White Riesling *	2,150.00	000100	1.5		2,000.00	000100	4.2
	2,300.00	013400	2.5		2,000.00	025100	1.4
	2,750.00	017000	10.7		2,017.00	024500	1.2
	5,675.00	000100	2.8		2,025.14	024500	1.0
Wtd. Avg. Base & Total Tons	3,102.29		17.5		2,100.00	000100	4.9
					2,100.00	024500	7.8
Other White Wine <sup>2</sup>	2,400.00	000100	2.8		2,150.00	000100	9.8
Wtd. Avg. Base & Total Tons	2,400.00		2.8		2,200.00	000100	20.1
					2,200.00	017200	1.0
<b>Wine Grapes (Red)</b>					2,250.00	000100	3.0
Aglianico	1,200.00	021200	1.3		2,281.29	000100	2.0
	1,500.00	000100	1.1		2,300.00	000100	14.8
	1,519.27	024300	0.7		2,400.00	000100	30.9
	2,000.00	021200	1.3		2,500.00	000100	3.1
	2,800.00	000100	1.2		2,570.00	000100	4.1
Wtd. Avg. Base & Total Tons	1,827.41		5.6		2,600.00	000100	0.9
					2,700.00	000100	28.0
Alicante Bouschet *	1,000.00	000100	0.5		2,800.00	000100	3.3
	2,400.00	000100	2.4		2,950.00	024500	48.0
Wtd. Avg. Base & Total Tons	2,158.62		2.9		3,000.00	024500	11.5
					3,300.00	000100	1.4
Barbera	1,500.00	000100	1.2	Wtd. Avg. Base & Total Tons	3,800.00	000100	0.3
	2,000.00	000100	1.0		2,276.49		276.1
	2,000.00	024500	5.4				
	2,150.00	000100	4.4	Carignane	1,200.00	000100	16.5
	2,250.00	000100	7.3		1,200.00	014000	1.9
	2,400.00	000100	13.9		1,400.00	017000	1.0
	2,500.00	024500	0.7	Wtd. Avg. Base & Total Tons	1,210.31		19.4
	2,507.75	000100	0.3				
	2,800.00	000100	4.6	Carmenere	1,100.00	000100	2.1
	2,950.00	020800	10.4		1,500.00	000100	0.2
Wtd. Avg. Base & Total Tons	2,437.14		49.2		2,000.00	000100	0.8
				Wtd. Avg. Base & Total Tons	1,358.06		3.1
Cabernet Franc	1,000.00	000100	1.2				
	1,450.00	000100	1.0	Cinsaut *	1,700.00	000100	2.7
	1,500.00	000100	3.6		1,800.00	017400	1.2
	1,500.00	024500	0.8		1,900.00	000100	2.7
	1,600.00	000100	9.4		2,950.00	020800	7.0
	1,775.00	000100	3.7	Wtd. Avg. Base & Total Tons	2,391.91		13.6
	1,800.00	000100	1.9				
	1,800.00	014000	2.0	Dolcetto	1,550.00	000100	1.9
	1,850.00	000100	7.4	Wtd. Avg. Base & Total Tons	1,550.00		1.9
	1,900.00	000100	2.9				
	1,900.00	020800	0.8	Durif	2,100.00	017400	22.7
	2,000.00	000100	6.7		2,200.00	016800	3.2
	2,000.00	024300	0.5	Wtd. Avg. Base & Total Tons	2,112.36		25.9
	2,000.00	025100	3.9				
	2,100.00	021200	1.9	Grenache *	1,200.00	000100	5.4
	2,119.25	000100	2.9		1,200.00	014000	3.0
	2,325.21	024500	1.2		1,200.00	024800	0.4
	2,400.00	000100	29.8		1,500.00	024500	1.3
	2,400.00	024500	1.9		1,600.00	000100	2.9
	2,600.00	024500	1.1		1,800.00	021500	10.4
	2,700.00	000100	13.5		1,900.00	020800	0.7
	2,950.00	020800	2.2		1,939.06	000100	1.1
	2,950.00	024500	1.4		1,948.55	017600	2.3
Wtd. Avg. Base & Total Tons	2,160.61		101.7		2,000.00	000100	8.9
					2,100.00	000100	1.6
Cabernet Sauvignon	1,000.00	000100	0.9		2,150.00	000100	24.9
	1,000.00	021000	0.4		2,400.00	000100	35.8
	1,100.00	000100	4.7		2,450.00	024500	1.0
	1,200.00	000100	1.3		2,600.00	000100	0.5
	1,200.00	025100	0.3		2,950.00	020800	2.7
	1,450.00	000100	1.3		2,950.00	022700	2.1
	1,500.00	000100	31.3		2,950.00	024300	13.9
	1,500.00	024500	1.0		2,950.00	024500	1.7
	1,550.00	000100	6.3	Wtd. Avg. Base & Total Tons	2,225.20		120.6

**TABLE 8: BASE PRICE PAID TO GROWERS FOR GRAPES CRUSHED AND DELIVERED TO CALIFORNIA PROCESSORS  
FROM THE 2024 CROP WITH BRUX FACTORS AND PURCHASED TONNAGE, BY TYPE, VARIETY, REPORTING DISTRICT  
WHERE GROWN, AND WEIGHTED AVERAGE BASE PRICE**

District, Type, and Variety	Base Price	Brix	Tons	District, Type, and Variety	Base Price	Brix	Tons
	Per Ton	Factors			Per Ton	Factors	
	Dollars	Code <sup>1</sup>			Dollars	Code <sup>1</sup>	
<b>DISTRICT 16 (Cont'd)</b>				Petit Verdot	1,500.00	000100	0.3
Malbec	1,400.00	000100	3.4		1,550.00	000100	0.2
	1,500.00	000100	8.4		1,700.00	021000	0.6
	1,500.00	024500	0.7		1,900.00	020800	0.6
	1,550.00	000100	18.2		2,000.00	021000	2.6
	1,800.00	000100	1.0		2,002.94	000100	1.0
	1,800.00	014000	2.1		2,200.00	017200	1.0
	1,850.00	000100	8.0		2,281.33	000100	2.3
	1,850.00	017600	2.0		2,300.00	000100	3.8
	1,885.00	013100	4.5		2,400.00	000100	2.7
	2,000.00	017000	8.0		2,500.00	024500	0.7
	2,100.00	017000	4.6		2,600.00	024500	1.2
	2,250.00	000100	0.9		2,684.00	024500	1.3
	2,300.00	000100	6.3		2,700.00	000100	2.6
	2,400.00	000100	13.6	Wtd. Avg. Base & Total Tons	2,304.75		20.9
	2,950.00	024500	6.3	Petite Sirah	1,200.00	020800	0.7
Wtd. Avg. Base & Total Tons	1,961.16		88.0		1,200.00	021200	1.3
Merlot	1,200.00	000100	10.1		1,400.00	000100	2.0
	1,200.00	014000	1.5		1,500.00	000100	5.0
	1,500.00	000100	4.1		1,550.00	021100	3.2
	1,550.00	000100	0.5		1,700.00	021000	1.0
	1,600.00	000100	4.7		1,775.00	000100	7.7
	1,700.00	000100	13.0		1,800.00	024500	5.8
	1,800.00	000100	1.0		2,150.00	000100	10.8
	1,800.00	021000	0.2		2,200.00	000100	21.5
	1,850.00	000100	0.8		2,200.00	014000	1.2
	1,900.00	013600	2.5		2,267.39	000100	0.9
	1,960.00	021100	1.8		2,300.00	000100	2.8
	1,990.94	000100	2.2		2,400.00	000100	49.0
	2,000.00	024300	0.5		2,400.00	021000	9.3
	2,150.00	000100	3.6		2,400.00	024500	3.0
	2,200.00	021200	7.1		2,500.00	024500	6.2
	2,300.00	000100	9.0		2,700.00	000100	19.7
	2,400.00	000100	8.6		2,800.00	000100	8.4
	2,400.00	024500	0.3		2,950.00	024500	23.9
	2,700.00	000100	22.2	Wtd. Avg. Base & Total Tons	2,371.55		183.4
	2,950.00	024500	2.4	Pinot Noir *	1,500.00	000100	5.0
	3,000.00	024500	5.3		3,100.00	000100	0.7
Wtd. Avg. Base & Total Tons	2,131.19		101.4	Wtd. Avg. Base & Total Tons	1,696.49		5.7
Mission *	2,000.00	000100	1.5	Primitivo	1,544.00	020800	9.3
Wtd. Avg. Base & Total Tons	2,000.00		1.5		1,550.00	000100	2.6
Montepulciano	1,500.00	000100	0.8		2,700.00	000100	8.2
	2,120.00	020800	1.0	Wtd. Avg. Base & Total Tons	2,016.38		20.1
	2,400.00	000100	8.7	Sagrantino	1,700.00	024500	5.4
	2,400.00	024500	4.9		2,525.00	020800	3.4
	2,600.00	000100	3.5	Wtd. Avg. Base & Total Tons	2,018.75		8.8
	2,700.00	000100	5.3	Sangiovese *	1,200.00	000100	0.8
	2,800.00	000100	11.4		1,400.00	000100	1.5
	3,000.00	000100	7.6		1,500.00	000100	7.5
Wtd. Avg. Base & Total Tons	2,640.97		43.2		1,550.00	021100	2.5
Mourvedre *	500.00	000100	11.0		1,600.00	000100	5.4
	1,200.00	000100	0.6		1,997.53	000100	0.4
	1,200.00	024800	1.0		2,000.00	000100	3.6
	1,800.00	000100	0.5		2,000.00	013600	0.5
	2,000.00	000100	1.2		2,150.00	000100	4.8
	2,150.00	000100	2.9		2,200.00	000100	12.5
	2,250.06	000100	0.3		2,200.00	014000	1.8
	2,300.00	000100	5.4		2,250.00	000100	7.7
	2,400.00	000100	7.9		2,300.00	024500	29.0
	2,700.00	024500	2.0		2,311.39	000100	1.3
	2,800.00	000100	5.1		2,400.00	000100	33.5
Wtd. Avg. Base & Total Tons	1,812.40		37.9		2,490.00	024500	4.5
Negroamaro	1,140.00	020800	2.5		2,500.00	024500	7.6
Wtd. Avg. Base & Total Tons	1,140.00		2.5		2,600.00	000100	9.9
Nero D'avola *	2,100.00	000100	6.5		2,700.00	000100	23.0
	2,250.00	000100	4.5		2,700.00	024500	1.5
	2,400.00	000100	9.1		2,800.00	000100	2.9
Wtd. Avg. Base & Total Tons	2,269.40		20.1	Wtd. Avg. Base & Total Tons	2,313.49		162.2

**TABLE 8: BASE PRICE PAID TO GROWERS FOR GRAPES CRUSHED AND DELIVERED TO CALIFORNIA PROCESSORS FROM THE 2024 CROP WITH BRIX FACTORS AND PURCHASED TONNAGE, BY TYPE, VARIETY, REPORTING DISTRICT WHERE GROWN, AND WEIGHTED AVERAGE BASE PRICE**

District, Type, and Variety	Base Price	Brix	Tons	District, Type, and Variety	Base Price	Brix	Tons
	Per Ton	Factors			Per Ton	Factors	
	Dollars	Code <sup>1</sup>			Dollars	Code <sup>1</sup>	
<b>DISTRICT 16 (Cont'd)</b>							
Syrah *	900.00	013400	3.7		2,000.00	000100	7.5
	1,200.00	000100	16.2		2,150.00	000100	1.5
	1,200.00	014000	2.1		2,200.00	000100	6.5
	1,400.00	000100	2.3		2,250.00	000100	4.5
	1,450.00	000100	0.5		2,300.00	000100	6.1
	1,500.00	000100	7.9		2,400.00	000100	29.0
	1,600.00	000100	10.7		2,500.00	000100	7.5
	1,700.00	021000	3.0		2,587.57	024500	1.1
	1,800.00	000100	3.9		2,650.00	000100	2.0
	1,850.00	000100	6.4		2,950.00	020800	3.8
	2,000.00	000100	1.7		2,950.00	024500	3.5
	2,000.00	013600	0.5	Wtd. Avg. Base & Total Tons	2,315.48		82.9
	2,000.00	017000	7.9				
	2,000.00	021200	1.1	Other Red Wine <sup>2</sup>	2,400.00	000100	0.5
	2,088.07	000100	0.7	Wtd. Avg. Base & Total Tons	2,400.00		0.5
	2,100.00	000100	7.3	<b>DISTRICT 17</b>			
	2,100.00	009000	11.0	<b>Wine Grapes (White)</b>			
	2,100.00	022900	3.8	Albarino *	200.00	000100	48.5
	2,150.00	000100	8.1		450.00	001000	228.6
	2,200.00	000100	15.3		475.00	000100	326.9
	2,200.00	017000	4.9		500.00	000100	7.2
	2,250.00	025100	7.8		642.00	039790	349.7
	2,300.00	024500	1.4		645.00	039790	74.3
	2,318.00	024500	3.7		647.00	042475	461.7
	2,400.00	000100	63.2		650.00	039790	178.4
	2,400.00	024500	8.2		650.00	039820	370.0
	2,500.00	000100	8.8		665.00	039820	705.7
	2,550.00	024500	3.0		667.00	039790	154.4
	2,600.00	000100	7.3		670.00	039820	89.4
	2,700.00	000100	16.3		670.00	040790	300.9
	2,800.00	000100	18.4		675.00	039790	979.4
	2,950.00	024500	13.5		675.00	040790	192.8
Wtd. Avg. Base & Total Tons	2,213.54		270.6		725.00	000100	48.0
					725.00	013600	160.1
Tannat	1,500.00	024500	1.8		750.00	011100	74.6
	1,998.46	000100	0.7		1,235.39	000100	25.5
	2,000.00	000100	0.8		1,277.89	000100	24.6
	2,100.00	017600	2.1		1,300.00	000100	2.8
	2,200.00	020800	1.0		1,302.47	000100	24.8
	2,648.15	000100	0.2		1,325.00	000100	6.7
	2,700.00	000100	0.6		1,450.00	000100	2.0
	2,950.00	024500	2.8		1,600.00	000100	1.2
Wtd. Avg. Base & Total Tons	2,271.86		10.0	Wtd. Avg. Base & Total Tons	649.72		4,838.2
Tempranillo *	1,200.00	000100	0.8	Chardonnay *	167.00	010900	1,483.3
	1,850.00	021000	2.0		200.00	000100	56.9
	2,000.00	000100	5.9		217.00	010900	1,369.3
	2,100.00	020800	1.9		300.00	000100	463.3
	2,150.00	000100	3.5		325.00	000100	272.4
	2,200.00	000100	13.9		350.00	000100	754.2
	2,200.00	017200	7.0		375.00	000100	73.7
	2,250.00	000100	4.0		400.00	000100	5.8
	2,357.32	000100	5.2		415.00	000100	363.3
	2,400.00	000100	17.0		425.00	000100	351.6
	2,500.00	020800	0.6		465.00	000100	594.2
	2,550.00	000100	3.5		467.00	002000	939.3
	2,600.00	000100	5.1		475.00	000100	1,518.4
	2,700.00	000100	16.7		500.00	000100	747.9
	2,700.00	024500	2.1		530.00	059595	182.8
	2,796.00	020800	3.0		550.00	059825	1,191.1
	2,800.00	000100	6.3		565.00	059825	547.0
	2,950.00	020800	12.5		570.00	059597	238.8
	2,950.00	024500	13.3		585.00	000100	142.9
Wtd. Avg. Base & Total Tons	2,514.85		124.3		600.00	000100	909.2
					600.00	045460	188.6
Tinta Cao	2,400.00	000100	1.0		600.00	059597	540.8
Wtd. Avg. Base & Total Tons	2,400.00		1.0		615.00	059597	1,435.4
					617.00	059597	340.7
Touriga Nacional *	2,400.00	000100	3.0		620.00	059597	1,391.1
Wtd. Avg. Base & Total Tons	2,400.00		3.0		625.00	000100	921.7
					625.00	059825	207.0
Zinfandel	1,367.00	000100	1.6		642.00	059595	159.6
	1,800.00	000100	6.0		642.00	059597	1,287.5
	1,850.00	000100	2.3		647.16	007600	758.2

**TABLE 8: BASE PRICE PAID TO GROWERS FOR GRAPES CRUSHED AND DELIVERED TO CALIFORNIA PROCESSORS FROM THE 2024 CROP WITH BRIX FACTORS AND PURCHASED TONNAGE, BY TYPE, VARIETY, REPORTING DISTRICT WHERE GROWN, AND WEIGHTED AVERAGE BASE PRICE**

District, Type, and Variety	Base Price	Brix	Tons	District, Type, and Variety	Base Price	Brix	Tons
	Per Ton	Factors			Per Ton	Factors	
	Dollars	Code <sup>1</sup>			Dollars	Code <sup>1</sup>	
<b>DISTRICT 17 (Cont'd)</b>							
Chardonnay * (Cont'd)	650.00	000100	1,999.0	Cortese	167.00	007900	25.2
	650.00	011300	838.4		1,450.00	000100	5.1
	650.00	013600	483.9		1,467.00	008000	14.6
	650.00	013800	522.0	Wtd. Avg. Base & Total Tons	735.45		44.9
	650.00	059597	871.2	Falaghina Greco	167.00	007900	38.5
	650.00	059825	625.0		1,150.00	000100	2.4
	667.00	059597	1,678.9		1,400.00	000100	5.9
	667.00	059825	535.1		1,450.00	000100	5.8
	673.19	000100	529.1		1,467.00	008000	8.4
	675.00	000100	199.3	Wtd. Avg. Base & Total Tons	625.94		61.0
	697.00	059597	323.5	Fiano	1,250.00	000100	1.8
	711.88	000100	68.3	Wtd. Avg. Base & Total Tons	1,250.00		1.8
	715.00	000100	252.6	Gewurztraminer	200.00	000100	258.6
	725.00	000100	538.3		217.00	007900	414.8
	750.00	000100	2,089.9		225.00	000100	268.0
	765.71	000100	341.7		370.00	001400	803.9
	800.00	000100	6,256.4		400.00	000100	175.6
	850.00	000100	1,162.9		405.00	038213	435.3
	1,000.00	000100	22.7		450.00	000100	73.0
	1,050.00	000100	1.0		500.00	000100	5.9
	1,100.00	020800	143.7		525.00	000100	72.8
	1,100.00	021200	109.6		600.00	001300	714.2
	1,250.00	000100	4.6		620.00	038213	215.3
	1,400.00	021200	22.7		650.00	039820	795.9
	1,500.00	013400	2.0		1,100.00	000100	4.2
	1,600.00	000100	3.0		1,150.00	000100	2.3
Wtd. Avg. Base & Total Tons	614.07		39,060.8	Wtd. Avg. Base & Total Tons	449.70		4,239.8
Chenin Blanc	167.00	000800	101.8	Gruner Veltliner	400.00	039790	51.5
	167.00	007900	135.7		1,150.00	000100	2.4
	217.00	007900	52.0	Wtd. Avg. Base & Total Tons	433.40		53.9
	250.00	000100	0.8	Muscat Blanc *	700.00	000100	136.1
	375.00	001300	2,263.3		1,250.00	027600	13.6
	425.00	000100	292.2		1,325.00	000100	23.0
	440.00	000100	230.9		1,525.00	000100	5.7
	450.00	000100	342.7		2,075.00	017600	1.0
	455.70	008302	4.3	Wtd. Avg. Base & Total Tons	855.70		179.4
	467.00	038170	230.6	Muscat Of Alexandria	767.00	058793	86.5
	467.00	039708	819.7	Wtd. Avg. Base & Total Tons	767.00		86.5
	500.00	000100	179.3	Muscat Orange	350.00	000100	55.2
	500.00	009000	364.0	Wtd. Avg. Base & Total Tons	350.00		55.2
	540.96	007600	300.1	Pinot Gris *	300.00	000100	123.8
	550.00	000100	108.9		375.00	000100	118.9
	625.00	000100	194.6		400.00	009400	359.1
	625.00	009000	478.5		450.00	000100	89.1
	700.00	000100	75.0		500.00	000100	268.2
	700.00	009000	50.1		500.00	009000	1,548.8
	708.22	000100	24.8		525.00	000100	51.9
	710.96	009000	539.8		530.00	001000	347.3
	725.00	000100	86.9		530.00	038213	1,067.0
	750.00	000100	351.7		542.00	038213	1,512.2
	790.00	000100	68.3		592.00	038203	256.0
	800.00	000100	144.0		600.00	000100	3,820.0
	800.00	008302	5.3		615.00	039715	339.1
	825.00	000100	24.0		615.00	039725	155.3
	850.00	000100	153.3		617.00	038213	417.6
	880.00	000100	153.4		625.00	000100	51.4
	1,100.00	000100	22.7		625.42	000100	157.5
	1,200.00	005600	8.9		625.42	015300	813.3
	1,250.00	000100	11.2		640.00	000100	331.1
	1,250.00	027600	97.7		647.00	038213	591.2
	1,300.00	008302	7.1		650.00	010900	260.7
	1,325.00	016800	15.5		650.00	040240	2,543.3
	1,400.00	000100	10.6		667.00	038213	446.2
	1,407.99	010100	4.5		675.00	000100	1,088.3
	1,450.00	000100	2.0		675.00	039715	329.2
	1,500.00	000100	2.0		817.00	058793	137.7
	1,500.00	013100	3.0	Wtd. Avg. Base & Total Tons	1,050.00	000100	117.0
	1,600.00	000100	15.0				
	1,650.00	000100	1.0				
	1,850.00	000100	7.3				
	2,075.00	000100	5.0				
	2,200.00	009300	2.0				
Wtd. Avg. Base & Total Tons	531.58		7,991.5				

**TABLE 8: BASE PRICE PAID TO GROWERS FOR GRAPES CRUSHED AND DELIVERED TO CALIFORNIA PROCESSORS  
FROM THE 2024 CROP WITH BRIX FACTORS AND PURCHASED TONNAGE, BY TYPE, VARIETY, REPORTING DISTRICT  
WHERE GROWN, AND WEIGHTED AVERAGE BASE PRICE**

District, Type, and Variety	Base Price	Brix	Tons	District, Type, and Variety	Base Price	Brix	Tons
	Per Ton	Factors			Per Ton	Factors	
	Dollars	Code <sup>1</sup>			Dollars	Code <sup>1</sup>	
<b>DISTRICT 17 (Cont'd)</b>					1,500.00	013400	3.0
Pinot Gris * (Cont'd)	1,250.00	020800	16.6		1,650.00	000100	2.3
	1,467.00	008000	10.7	Wtd. Avg. Base & Total Tons	609.71		3,040.8
	1,500.00	000100	23.2				
Wtd. Avg. Base & Total Tons	1,550.00	000100	3.3	White Riesling *	167.00	007900	238.4
	597.76		17,395.0		200.00	000100	11.4
Sauvignon Blanc *	200.00	000100	283.5		217.00	007900	108.2
	250.00	000100	75.4		250.00	000100	54.6
	300.00	000100	42.4		300.00	000100	74.0
	400.00	000100	4.1		350.00	038213	208.7
	415.00	000100	139.6		367.00	038213	720.0
	425.00	000100	48.8		400.00	046000	260.7
	450.00	000100	1,099.2		500.00	000100	619.8
	475.00	000100	111.5		600.00	013100	192.2
	500.00	000100	101.4		650.00	038213	1,425.6
	525.00	000100	176.5		667.00	038213	260.1
	540.00	038203	650.0		750.00	000100	242.1
	540.00	039708	595.7	Wtd. Avg. Base & Total Tons	850.00	000100	3.3
	545.00	037435	1,148.7		509.77		4,419.1
	545.00	038219	261.1	Other White Wine <sup>2</sup>	400.00	039790	35.1
	545.00	039708	1,260.8	Wtd. Avg. Base & Total Tons	400.00		35.1
	550.00	038203	235.7	<b>Wine Grapes (Red)</b>			
	550.00	039708	600.0	Alicante Bouschet *	1,250.00	027600	2.9
	560.56	000100	387.1		1,775.00	000100	0.5
	567.00	000600	298.9	Wtd. Avg. Base & Total Tons	1,327.21		3.4
	575.00	000600	100.8	Barbera	1,250.00	027600	10.3
	575.00	009350	348.7		1,575.00	020600	3.7
	600.00	000100	1,273.7		1,750.00	000100	3.7
	600.00	041700	53.5	Wtd. Avg. Base & Total Tons	1,422.46		17.7
	617.00	037433	1,263.2	Cabernet Franc	650.00	000100	2.8
	617.00	037435	436.3		800.00	000100	20.6
	625.00	000100	638.3		1,000.00	008304	3.3
	625.00	011100	205.2		1,350.00	000100	0.8
	640.00	039792	814.8		1,600.00	000100	8.5
	650.00	000100	149.2		1,700.00	017900	4.2
	650.00	017400	15.4	Wtd. Avg. Base & Total Tons	1,080.10		40.2
	675.00	000100	508.5	Cabernet Sauvignon	650.00	000100	4.2
	750.00	000100	180.0		800.00	000100	12.0
	800.00	000100	281.2		850.00	000100	1.2
	950.00	000100	143.8		900.00	000100	681.5
	1,000.00	017000	45.5		900.00	021500	95.2
	1,050.00	017200	191.1		925.00	010700	289.0
	1,325.00	000100	13.4		1,250.00	027600	56.2
	1,600.00	000100	2.4		1,700.00	000100	3.9
	1,650.00	000100	2.1	Wtd. Avg. Base & Total Tons	924.23		1,143.2
Wtd. Avg. Base & Total Tons	578.25		14,187.5	Grenache *	1,450.00	000100	31.3
Semillon	450.00	000100	355.0		1,500.00	000100	3.0
	567.00	037450	191.0		1,975.00	000100	3.0
	1,500.00	000100	18.0		2,075.80	013600	12.6
Wtd. Avg. Base & Total Tons	523.13		564.0	Wtd. Avg. Base & Total Tons	1,642.59		49.9
Symphony	1,000.00	000100	3.2	Malbec	650.00	000100	2.5
Wtd. Avg. Base & Total Tons	1,000.00		3.2		1,250.00	027600	52.3
Verdejo	1,450.00	000100	7.6		1,650.00	000100	3.2
Wtd. Avg. Base & Total Tons	1,450.00		7.6		2,375.00	017600	1.0
Verdelho	400.00	042790	196.3	Wtd. Avg. Base & Total Tons	1,265.34		59.0
Wtd. Avg. Base & Total Tons	400.00		196.3	Merlot	550.00	064535	411.8
Viognier	150.00	000100	27.3		600.00	064535	563.1
	217.00	007900	17.4		650.00	000100	2.4
	425.00	000100	374.6		684.22	017000	443.6
	450.00	067893	54.7		750.00	000100	46.3
	600.00	070454	680.1		800.00	000100	707.6
	620.00	070454	409.9		1,175.00	000100	1.9
	650.00	000100	23.9		1,200.00	000100	3.1
	667.00	069478	27.5	Wtd. Avg. Base & Total Tons	677.21		2,179.8
	667.00	070454	423.3	Mourvedre *	1,250.00	027600	7.0
	675.00	069478	990.2	Wtd. Avg. Base & Total Tons	1,250.00		7.0
	975.00	000100	3.7				
	1,250.00	024500	2.9				

**TABLE 8: BASE PRICE PAID TO GROWERS FOR GRAPES CRUSHED AND DELIVERED TO CALIFORNIA PROCESSORS FROM THE 2024 CROP WITH BRIX FACTORS AND PURCHASED TONNAGE, BY TYPE, VARIETY, REPORTING DISTRICT WHERE GROWN, AND WEIGHTED AVERAGE BASE PRICE**

District, Type, and Variety	Base Price	Brix	Tons	District, Type, and Variety	Base Price	Brix	Tons
	Per Ton	Factors			Per Ton	Factors	
	Dollars	Code <sup>1</sup>			Dollars	Code <sup>1</sup>	
<b>DISTRICT 17 (Cont'd)</b>							
Nebbiolo	1,750.00	000100	4.1	Primitivo	650.00	000100	1.8
	1,775.00	000100	2.2		1,250.00	027600	7.9
	2,200.00	009300	5.0		1,750.00	000100	6.1
	2,678.33	000100	1.0	Wtd. Avg. Base & Total Tons	1,374.68		15.8
Wtd. Avg. Base & Total Tons	2,012.87		12.3	Syrah *	400.00	000100	15.3
Petit Verdot	650.00	000100	0.9		1,250.00	027600	53.1
	800.00	000100	19.0	Wtd. Avg. Base & Total Tons	1,059.87		68.4
	1,250.00	000100	1.2	Tannat	1,250.00	027600	32.6
	1,250.00	027600	6.0		2,375.00	017600	0.9
	1,350.00	000100	1.3	Wtd. Avg. Base & Total Tons	1,280.22		33.5
	1,700.00	021600	2.8	Tempranillo *	800.00	000100	2.9
Wtd. Avg. Base & Total Tons	1,003.21		31.2		850.00	000100	1.2
Petite Sirah	250.00	000100	1.6		1,250.00	027600	22.7
	400.00	000100	620.7		1,650.00	000100	2.8
	500.00	000100	146.1		1,975.00	000100	2.4
	650.00	000100	1.5		2,150.00	000100	3.8
	650.00	067930	347.7	Wtd. Avg. Base & Total Tons	1,375.56		35.8
	650.00	067955	425.7	Teroldego	800.00	000100	3.0
	750.00	000100	95.3		1,250.00	027600	12.1
	800.00	000100	59.7		1,475.00	000100	5.0
	850.00	000100	1.1		1,650.00	000100	2.3
	850.00	021500	18.0		1,675.00	000100	3.0
	853.23	000100	410.5		2,504.73	000100	1.5
	875.00	000100	675.7	Wtd. Avg. Base & Total Tons	1,393.20		26.9
	900.00	000100	338.2	Valdiguie *	500.00	000100	25.5
	1,100.00	000100	25.2		500.00	007600	87.0
	1,700.00	000100	39.6	Wtd. Avg. Base & Total Tons	500.00		112.5
	1,700.00	021600	2.1	Zinfandel	250.00	000100	9.8
Wtd. Avg. Base & Total Tons	718.47		3,208.7	Wtd. Avg. Base & Total Tons	250.00		9.8
Pinot Noir *	150.00	000100	1.8	<sup>1</sup> Synonyms for variety names are shown on Page 9.			
	225.00	028000	83.8	<sup>2</sup> See code descriptions in Table 8 - Supplement: 2024 Brix Adjustment Factors.			
	250.00	000100	411.5	<sup>3</sup> Other categories include minor and mixed varieties.			
	350.00	028000	94.8	<sup>4</sup> This variety was included in Other White Wine in 2023.			
	400.00	000100	275.1	<sup>5</sup> This variety was included in Other Red Wine in 2023.			
	450.00	000100	68.4				
	475.00	067395	1,087.5				
	475.00	067418	2,966.6				
	475.00	067606	260.0				
	475.00	067607	362.2				
	500.00	018100	196.4				
	550.00	018100	24.2				
	570.00	067605	359.7				
	575.00	067605	1,113.9				
	592.00	067606	720.7				
	600.00	000100	1,090.1				
	600.00	049350	507.4				
	617.00	067606	80.0				
	625.00	067606	708.7				
	625.00	067607	463.8				
	650.00	000100	3,017.0				
	675.00	064535	867.6				
	686.00	000100	320.4				
	697.00	067607	459.1				
	700.00	000100	1,887.9				
	700.00	021000	731.5				
	700.00	021200	848.0				
	700.00	021500	494.7				
	700.00	025100	181.1				
	750.00	000100	1,434.7				
	800.00	000100	18.1				
	850.00	000100	224.0				
	875.00	000100	731.3				
	900.00	000100	463.1				
	966.99	000100	339.4				
	1,300.00	021000	144.6				
	1,600.00	000100	7.0				
	1,650.00	024500	9.5				
	1,750.00	000100	3.3				
	2,250.00	000100	3.7				
Wtd. Avg. Base & Total Tons	629.72		23,062.6				

**TABLE 8 - SUPPLEMENT: 2024 BRIX ADJUSTMENT FACTORS**

The following Brix adjustment factors are on a per degree Brix basis and are normally calculated to a tenth of a degree, and are cumulative unless otherwise indicated. Most processors, however, indicate maximum and/or minimum Brix acceptance limits. Grapes testing above or below these limits may be subject to price renegotiation, acceptance for use other than for table wine, or rejection by the processors. Discounts for high sugar apply to both base price and bonus unless otherwise stated. There are factors other than Brix, such as material other than grapes (MOG), defects, weight loss in late harvest grapes, and sugar/acid ratios that affect grape prices. These were not considered in this presentation, unless otherwise stated, but were considered in arriving at weighted average prices.

Category	Code	Description	Category	Code	Description
NO BASE	000100	No max. or min.	NO BASE	009300	Acceptable limits 19-23
	000400	Min. acceptance 16		009350	Acceptable limits 19-23.5
	000500	Min. acceptance 16.5		009400	Acceptable limits 19-24
	000600	Min. acceptance 17		009500	Acceptable limits 19-25
	000700	Min. acceptance 17.5		009520	Acceptable limits 19-26
	000750	Min. acceptance 17.9		009530	Acceptable limits 19-28
	000800	Min. acceptance 18		009650	Acceptable limits 19.5-20.5
	001000	Min. acceptance 19		009670	Acceptable limits 19.5-21
	001050	Min. acceptance 19.1		009700	Acceptable limits 19.5-21.5
	001300	Min. acceptance 19.5		010100	Acceptable limits 19.5-23.5
	001310	Min. acceptance 19.6		010110	Acceptable limits 19.5-24
	001400	Min. acceptance 20		010600	Acceptable limits 20-21
	001640	Min. acceptance 20.8		010700	Acceptable limits 20-22
	001700	Min. acceptance 21		010800	Acceptable limits 20-22.5
	001750	Min. acceptance 21.2		010900	Acceptable limits 20-23
	001800	Min. acceptance 21.5		011000	Acceptable limits 20-23.5
	001900	Min. acceptance 22		011100	Acceptable limits 20-24
	001920	Min. acceptance 22.2		011200	Acceptable limits 20-24.5
	001940	Min. acceptance 22.3		011300	Acceptable limits 20-25
	002000	Min. acceptance 22.5		011400	Acceptable limits 20-26
	002100	Min. acceptance 22.8		011500	Acceptable limits 20-27
	002200	Min. acceptance 23		011600	Acceptable limits 20-28
	002275	Min. acceptance 23.3		011800	Acceptable limits 20-30
	002300	Min. acceptance 23.5		011837	Acceptable limits 20.2-22
	002400	Min. acceptance 23.7		012170	Acceptable limits 20.5-21
	002600	Min. acceptance 24		012175	Acceptable limits 20.5-21.5
	002650	Min. acceptance 24.2		012200	Acceptable limits 20.5-22
	002900	Min. acceptance 24.5		012300	Acceptable limits 20.5-22.5
	003010	Min. acceptance 24.7		012400	Acceptable limits 20.5-23
	003100	Min. acceptance 25		012550	Acceptable limits 20.5-24
	003125	Min. acceptance 25.3		012600	Acceptable limits 20.5-24.5
	003200	Min. acceptance 26		012610	Acceptable limits 20.5-25
	003400	Min. acceptance 27		012775	Acceptable limits 20.6-22.7
	004050	Max. acceptance 24		012790	Acceptable limits 20.8-24.9
	004100	Max. acceptance 24.5		012900	Acceptable limits 21-22
	004255	Max. acceptance 27		013000	Acceptable limits 21-22.5
	004268	Max. acceptance 29		013100	Acceptable limits 21-23
	004900	Acceptable limits 15-18		013200	Acceptable limits 21-23.5
	004950	Acceptable limits 15-22		013400	Acceptable limits 21-24
	005110	Acceptable limits 15.5-19		013500	Acceptable limits 21-24.5
	005350	Acceptable limits 16-18		013600	Acceptable limits 21-25
	005600	Acceptable limits 16-20		013800	Acceptable limits 21-26
	006060	Acceptable limits 16.5-19.0		013900	Acceptable limits 21-26.5
	006250	Acceptable limits 17-18		014000	Acceptable limits 21-27
	006300	Acceptable limits 17-19		014100	Acceptable limits 21-28
	006400	Acceptable limits 17-20		014400	Acceptable limits 21-29
	006500	Acceptable limits 17-21		014500	Acceptable limits 21-30
	006800	Acceptable limits 17-23		015200	Acceptable limits 21.5-22.5
	006830	Acceptable limits 17-24		015300	Acceptable limits 21.5-23
	006840	Acceptable limits 17-25		015500	Acceptable limits 21.5-23.5
	007050	Acceptable limits 17.5-19		015700	Acceptable limits 21.5-24
	007500	Acceptable limits 18-19		015800	Acceptable limits 21.5-24.5
	007600	Acceptable limits 18-20		015900	Acceptable limits 21.5-25
	007650	Acceptable limits 18-20.5		016100	Acceptable limits 21.5-26
	007800	Acceptable limits 18-21		016335	Acceptable limits 21.5-28
	007900	Acceptable limits 18-22		016645	Acceptable limits 21.8-23
	008000	Acceptable limits 18-23		016777	Acceptable limits 22-22.7
	008100	Acceptable limits 18-24		016800	Acceptable limits 22-23
	008150	Acceptable limits 18-24.5		016900	Acceptable limits 22-23.5
	008200	Acceptable limits 18-25		017000	Acceptable limits 22-24
	008302	Acceptable limits 18-27		017100	Acceptable limits 22-24.5
	008303	Acceptable limits 18-28		017200	Acceptable limits 22-25
	008304	Acceptable limits 18 - 29		017300	Acceptable limits 22-25.5
	008390	Acceptable limits 18.5-20		017400	Acceptable limits 22-26
	008400	Acceptable limits 18.5-20.5		017600	Acceptable limits 22-27
	008650	Acceptable limits 18.5-23		017800	Acceptable limits 22-28
	008900	Acceptable limits 19-20		017900	Acceptable limits 22-29
	009000	Acceptable limits 19-21		018000	Acceptable limits 22-30
	009050	Acceptable limits 19-21.5		018025	Acceptable limits 22-31
	009100	Acceptable limits 19-22		018050	Acceptable limits 22-32

TABLE 8 - SUPPLEMENT: 2024 BRIX ADJUSTMENT FACTORS

The following Brix adjustment factors are on a per degree Brix basis and are normally calculated to a tenth of a degree, and are cumulative unless otherwise indicated. Most processors, however, indicate maximum and/or minimum Brix acceptance limits. Grapes testing above or below these limits may be subject to price renegotiation, acceptance for use other than for table wine, or rejection by the processors. Discounts for high sugar apply to both base price and bonus unless otherwise stated. There are factors other than Brix, such as material other than grapes (MOG), defects, weight loss in late harvest grapes, and sugar/acid ratios that affect grape prices. These were not considered in this presentation, unless otherwise stated, but were considered in arriving at weighted average prices.

Category	Code	Description	Category	Code	Description
NO BASE	018100	Acceptable limits 22-35	NO BASE	029900	Acceptable limits 27-30
	018900	Acceptable limits 22.5-24		030370	Acceptable limits 28-31
	019000	Acceptable limits 22.5-24.5		030400	Acceptable limits 28-32
	019100	Acceptable limits 22.5-25		031510	Acceptable limits 33-40
	019200	Acceptable limits 22.5-25.5		032050	Acceptable limits 38-42
	019300	Acceptable limits 22.5-26	16.5 BRIX	033625	-10% below, +10% above to 17.5, min. 15.5
	019500	Acceptable limits 22.5-27	17-19 BRIX	034010	No premium; -10% below, acceptable limits 16-21
	019550	Acceptable limits 22.5-27.5	18-19 BRIX	034975	No premium; -10% below, min. 17
	019600	Acceptable limits 22.5-28	18-27 BRIX	036480	No premium; -10% above or below
	019625	Acceptable limits 22.5-28.5	18.5-19.5 BRIX	036590	No premium; -10% below
	020000	Acceptable limits 22.8-23.5	19 BRIX	037100	No premium; -10% below, acceptable limits 18-30
	020300	Acceptable limits 22.8-25.5	19-20 BRIX	037433	No premium; -10% below, min. 18
	020460	Acceptable limits 22.9-25.5	19-21 BRIX	037435	No premium; -10% below
	020470	Acceptable limits 22.9-26		037437	No premium; -10% below, min. 18
	020600	Acceptable limits 23-24	19-22 BRIX	037450	No premium; -10% below
	020700	Acceptable limits 23-24.5		037655	No premium; -10% below, min. 18.5
	020800	Acceptable limits 23-25	19-27 BRIX	037680	No premium; -10% above or below
	020900	Acceptable limits 23-25.5	19.5-20.5 BRIX	037780	No premium; -10% below, min. 19
	021000	Acceptable limits 23-26	19.5-21 BRIX	038170	No premium; -10% below, min. 19
	021100	Acceptable limits 23-26.5	19.5-21.5 BRIX	038203	No premium; -10% below, min. 19
	021200	Acceptable limits 23-27	19.5-22 BRIX	038213	No premium; -10% below, min. 19
	021500	Acceptable limits 23-28	19.5-22.5 BRIX	038219	No premium; -10% below, min. 19
	021600	Acceptable limits 23-29	20-21 BRIX	039708	No premium; -10% below, min. 19
	021800	Acceptable limits 23-30	20-21.5 BRIX	039715	No premium; -10% below, min. 19
	022600	Acceptable limits 23.5-24.5		039720	No premium; -10% below, min. 19.5
	022700	Acceptable limits 23.5-25		039725	No premium; -10% below
	022800	Acceptable limits 23.5-25.5	20-22 BRIX	039785	No premium; -10% below
	022900	Acceptable limits 23.5-26		039790	No premium; -10% below, min. 19
	023000	Acceptable limits 23.5-26.5		039792	No premium; -10% below, min. 19.5
	023100	Acceptable limits 23.5-27	20-22.5 BRIX	039815	No premium; -10% below, min. 19
	023400	Acceptable limits 23.5-28		039820	No premium; -10% below, min. 19.5
	023500	Acceptable limits 23.5-28.5	20-27 BRIX	040240	No premium; -10% above or below
	023650	Acceptable limits 23.5-29.5	20.5 BRIX	040300	No premium; -10% below
	024300	Acceptable limits 24-25		040340	No premium; -10% below, acceptable limits 19.5-25
	024400	Acceptable limits 24-25.5	20.5-21.5 BRIX	040490	No premium; -10% below
	024500	Acceptable limits 24-26	20.5-22.5 BRIX	040790	No premium; -10% below, min. 19.5
	024600	Acceptable limits 24-26.5		040793	No premium; -10% below, min. 20
	024800	Acceptable limits 24-27		040795	No premium; -10% below, acceptable limits 20-23
	025000	Acceptable limits 24-27.5	21 BRIX	041700	No premium; -10% below
	025100	Acceptable limits 24-28	21-22 BRIX	042475	No premium; -10% below, min. 20
	025150	Acceptable limits 24-28.5	21-23 BRIX	042790	No premium; -10% below, min. 20
	025300	Acceptable limits 24-29	21-24 BRIX	043235	No premium; -5% above
	025400	Acceptable limits 24-30	21-25 BRIX	043665	No premium; -15% below
	025450	Acceptable limits 24-32		043690	No premium; -15% above
	026400	Acceptable limits 24.5-25	21-27 BRIX	043720	No premium; -10% above or below
	026500	Acceptable limits 24.5-25.5	21.5 BRIX	043900	No premium; -10% below
	026700	Acceptable limits 24.5-26	21.5-22.5 BRIX	044290	No premium; -10% below, min. 20.5
	026800	Acceptable limits 24.5-26.5	21.5-24.5 BRIX	045263	No premium; -10% below, min. 20.5
	026900	Acceptable limits 24.5-27	21.5-27 BRIX	045460	No premium; -10% above or below
	027100	Acceptable limits 24.5-28	22 BRIX	046000	No premium; -10% below
	027110	Acceptable limits 24.5-28.5	22-23 BRIX	048440	No premium; -10% below, min. 21
	027500	Acceptable limits 25-26	22-23.5 BRIX	048510	+5% above, acceptable limits 21-26
	027560	Acceptable limits 25-26.5	22-24 BRIX	048700	No premium; -10% below, min. 20
	027600	Acceptable limits 25-27		049350	No premium; -10% below, acceptable limits 21.5-24.5
	027700	Acceptable limits 25-27.5	22-25 BRIX	050900	No premium; -10% above or below
	027800	Acceptable limits 25-28	22-26 BRIX	051855	+10% above, max \$25
	028000	Acceptable limits 25-29		051970	No premium; -20% above
	028100	Acceptable limits 25-30	22-27 BRIX	052005	No premium; -10% above or below
	028200	Acceptable limits 25-31	22-30 BRIX	052022	No premium; -4% above
	028400	Acceptable limits 25-35	22.5-23.5 BRIX	054496	No premium; -10% below, min. 22
	028700	Acceptable limits 25.5-26	22.5-24 BRIX	054650	No premium; -10% below, min. 22
	028800	Acceptable limits 25.5-27	22.5-27 BRIX	055910	No premium; -10% above or below
	028820	Acceptable limits 25.5-27.5	23-24 BRIX	058790	No premium; -10% below, min. 22.5
	029125	Acceptable limits 26-28		058793	No premium; -10% below, min. 22
	029200	Acceptable limits 26-29	23-24.5 BRIX	059550	+5% above, acceptable limits 22.5-26
	029300	Acceptable limits 26-30		059593	No premium; -10% below, min. 22
	029500	Acceptable limits 26-32		059595	No premium; -10% below, min. 22.5
	029620	Acceptable limits 26-40		059597	No premium; -10% below, min. 23
	029780	Acceptable limits 27-28	23-25 BRIX	059700	No premium; -10% below
	029800	Acceptable limits 27-29		059825	No premium; -10% below, min. 22.5

TABLE 8 - SUPPLEMENT: 2024 BRIX ADJUSTMENT FACTORS

The following Brix adjustment factors are on a per degree Brix basis and are normally calculated to a tenth of a degree, and are cumulative unless otherwise indicated. Most processors, however, indicate maximum and/or minimum Brix acceptance limits. Grapes testing above or below these limits may be subject to price renegotiation, acceptance for use other than for table wine, or rejection by the processors. Discounts for high sugar apply to both base price and bonus unless otherwise stated. There are factors other than Brix, such as material other than grapes (MOG), defects, weight loss in late harvest grapes, and sugar/acid ratios that affect grape prices. These were not considered in this presentation, unless otherwise stated, but were considered in arriving at weighted average prices.

Category	Code	Description	Category	Code	Description
23-25 BRIX	060406	+5% above to 26, -10% below			
	060410	+\$10 above to 25.5			
23-25.5 BRIX	060452	+5% above			
	060453	+5% above to 26			
23-26 BRIX	060500	No premium; -10% below			
	060517	No premium; -15% above or below			
	060738	+10% above			
	060745	+10% above, max \$25			
23-27 BRIX	060905	No premium; -10% above or below			
	060930	+ 10% per degree above 27			
23.5 BRIX	061300	No premium; -10% below			
	062411	+10% above to 24.5, -10% below, acceptable limits 22-26			
	062417	+10% above to 24.25, -10% below, acceptable limits 23-26			
	062443	+\$25 sugar bonus and +\$15 sugar premium			
23.5-24 BRIX	062525	No premium; -10% below			
23.5-24.5 BRIX	063453	+\$10 above, acceptable limits 23-25.5			
23.5-25 BRIX	063550	+5% above to 26, min. 23			
	063560	+5% above to 26, -10% below, min. 23			
	063600	No premium; -10% below			
	063700	No premium; -10% below, min. 22.5			
23.5-25.5 BRIX	064180	No premium; -10% below, acceptable limits 22.5-26			
	064348	+5% above, min 23			
	064349	+5% above, -10% below, min. 23			
23.5-26 BRIX	064405	No premium; -\$100/ton per degree below			
23.5-27 BRIX	064535	No premium; -10% above or below			
24 BRIX	064800	No premium; -10% below			
	066325	+25% above			
24-25 BRIX	067152	+5% above to 26			
	067170	+ \$10 above, acceptable limits 23-25.5			
24-25.5 BRIX	067190	No premium; -10% below, min. 23.5			
	067395	+5% above, min. 23.5			
	067408	+5% above to 26, -10% below, min. 23.5			
	067418	+5% above to 27, -10% below, min. 23.5			
24-26 BRIX	067603	+5% above			
	067604	+5% above, min. 23.5			
	067605	+5% above, -10% below			
	067606	+5% above, -10% below, min. 23			
	067607	+5% above, -10% below, min. 23.5			
	067608	+ 5% above, -15% below			
	067890	+5% above to 26.5, -10% below			
	067893	+5% above to 26.5, -10% below, min. 23.5			
	067901	+5% above to 27, -10% below			
	067906	+5% above to 27, -15% below			
	067907	+5% above to 27.5, -10% below			
24-26.5 BRIX	067930	+5% above, -10% below, min. 23			
	067952	No premium; -10% below			
	067955	+5% above, -10% below, min. 24			
24-27 BRIX	067961	No premium; -10% above or below			
	067981	+5% above			
	067982	+4% above			
24.5 BRIX	068300	No premium; -10% below			
24.5-25.5 BRIX	069310	+5% above, acceptable limits 23.5-26			
24.5-26.5 BRIX	069440	+5% above to 28, -10% below, min. 24			
	069478	+5% above, -10% below, min. 24			
	069483	+5% above, -10% below, min. 23			
25 BRIX	069800	No premium; -10% below			
25-27 BRIX	070429	+5% above, min. 23.5			
	070436	+5% above, -10% below, min. 23			
	070454	+5% above, -10% below, min. 24			
25-28 BRIX	070466	+5% above, min. 24			
	070467	+5% above, -10% below, min. 24			
26 BRIX	070535	+25.5% above			
27 BRIX	070635	+4% above			
	070647	+28% above			
29 BRIX	070905	+4% above			

**TABLE 9: TONS OF GRAPES CRUSHED TO GROWERS' ACCOUNTS BY CALIFORNIA PROCESSORS  
FROM THE 2024 CROP BY TYPE, VARIETY, AND REPORTING DISTRICT WHERE GROWN, WITH COMPARISONS**

Type and Variety	1	2	3	4	5	6	7	8	9	10
Tons										
<b>WINE GRAPES (WHITE)</b>										
Albarino *	0.0	0.0	0.0	0.0	2.4	2.4	0.0	3.0	0.0	2.6
Arneis	0.0	0.0	0.0	0.0	0.0	0.0	0.0	0.0	0.0	0.0
Burger *	0.0	0.0	0.0	0.0	0.0	0.0	0.0	0.0	0.0	0.0
Chardonnay *	3,419.8	97.1	1,272.0	535.4	0.0	36.3	409.9	94.0	5.0	1.4
Chenin Blanc	18.0	4.1	11.3	3.1	0.0	0.0	0.5	3.3	0.0	3.1
Clairette Blanche	0.0	0.0	0.0	0.0	0.0	0.0	0.0	0.0	0.0	1.6
Fiano	0.0	0.0	0.0	0.0	0.0	0.0	0.0	10.4	1.0	2.3
Gewurztraminer	83.3	0.0	1.3	0.0	0.0	0.0	0.0	0.0	0.0	0.0
Grenache Blanc *	0.0	0.0	2.4	4.3	0.0	0.0	0.0	5.0	0.0	2.1
Gruener Veltliner	0.2	0.0	0.0	0.0	0.0	0.0	0.0	0.0	0.0	0.0
Malvasia Bianca	0.0	0.0	0.0	1.8	0.0	0.0	0.0	0.0	0.0	0.0
Marsanne	0.0	0.0	0.0	0.0	0.0	0.0	0.0	0.0	0.0	4.1
Moscato Gaillo *	0.0	0.0	0.0	0.0	0.0	0.0	0.0	0.0	0.0	2.7
Muscat Blanc *	0.0	25.3	0.0	0.0	1.6	0.0	0.0	0.0	0.0	0.0
Muscat Of Alexandria	0.0	0.0	0.5	0.0	0.0	0.0	0.0	0.0	0.0	0.0
Muscat Orange	0.0	0.0	0.0	0.0	0.0	0.0	0.0	3.5	0.0	0.0
Picpoul Blanc	0.0	0.0	0.0	0.0	0.0	0.0	0.0	1.2	0.0	7.4
Pinot Blanc	0.0	0.0	0.3	0.0	0.0	0.0	0.0	0.0	0.0	0.0
Pinot Gris *	12.0	0.0	1.9	0.9	0.0	4.3	0.0	0.0	0.0	0.4
Ribolla Gialla *	0.0	0.0	0.0	2.2	0.0	0.0	0.0	0.0	0.0	0.0
Roussanne	0.0	0.0	1.7	0.0	0.0	0.0	0.9	0.8	0.0	6.3
Sauvignon Blanc *	936.9	2,837.6	444.2	130.3	1.0	8.8	12.5	25.9	2.4	10.6
Sauvignon Gris	0.0	0.0	0.0	0.0	0.0	0.0	0.0	0.0	0.0	0.0
Semillon	1.2	0.6	0.0	1.5	0.0	0.0	2.3	3.3	0.0	0.0
Verdejo	0.0	0.0	0.0	0.0	0.0	0.0	0.0	2.2	0.0	0.0
Verdelho	0.0	0.0	0.0	0.0	0.0	0.0	0.0	5.8	0.0	0.0
Vermentino *	0.0	0.0	2.7	1.5	0.0	0.0	0.0	10.7	0.0	6.2
Viognier	0.0	0.0	46.9	0.0	0.0	0.0	1.5	26.6	0.0	17.1
White Riesling *	148.3	24.6	7.9	0.0	0.0	0.0	0.0	1.4	0.0	2.5
Other White Wine <sup>1</sup>	4.9	0.0	0.0	0.0	0.0	0.0	0.0	7.1	0.0	1.2
<b>Total White</b>	<b>4,624.6</b>	<b>2,989.3</b>	<b>1,793.1</b>	<b>681.0</b>	<b>5.0</b>	<b>51.8</b>	<b>427.6</b>	<b>204.2</b>	<b>8.4</b>	<b>71.6</b>
<b>WINE GRAPES (RED)</b>										
Aglianico	0.0	0.0	0.0	0.0	0.0	0.0	0.0	0.0	0.0	0.0
Alicante Bouschet *	0.0	0.0	1.8	0.0	0.0	0.0	0.0	0.0	0.0	0.0
Barbera	128.9	0.0	35.0	0.0	2.5	0.0	0.0	0.3	0.9	24.6
Blaufrankisch *	0.0	0.0	0.0	0.0	0.0	0.0	0.0	6.1	0.0	0.0
Cabernet Franc	2.0	11.4	49.0	40.7	3.5	2.0	6.7	74.1	0.8	6.8
Cabernet Sauvignon	3,821.4	7,917.9	2,252.1	2,792.6	34.6	44.1	472.3	2,409.1	7.2	29.7
Cargnane	0.9	0.0	11.4	0.0	0.0	0.0	0.0	0.0	0.0	0.0
Carmenere	0.0	0.0	0.0	0.0	0.0	0.0	0.0	0.0	0.0	0.0
Charbono	0.0	0.0	0.0	2.6	0.0	0.0	0.0	0.0	0.0	0.1
Cinsaut *	0.0	0.0	0.0	0.0	0.0	0.0	0.0	3.3	0.0	16.3
Counoise	0.7	0.0	0.0	0.0	0.0	0.0	0.0	0.0	0.0	0.0
Dolcetto	30.6	0.0	0.0	2.3	0.0	0.0	0.0	0.0	0.0	0.6
Graciano	0.0	0.0	0.0	0.0	0.0	0.0	0.0	0.0	0.0	0.0
Grenache *	50.8	7.1	79.3	3.1	1.2	1.4	7.3	213.7	0.0	14.1
Lagrein	0.0	0.0	0.0	0.0	0.0	0.0	0.0	0.0	0.0	0.0
Malbec	119.8	286.2	175.9	134.3	0.0	0.0	4.0	31.0	0.0	27.1
Marselan <sup>3</sup>	0.0	0.0	0.0	0.0	0.0	0.0	0.0	14.1	0.0	0.0
Merlot	454.7	2.0	397.9	366.1	0.8	7.3	9.1	172.5	0.0	12.3
Meunier *	0.0	0.0	0.0	0.0	0.0	0.0	0.0	1.6	0.0	0.0
Mission *	0.0	0.0	0.0	0.0	0.0	0.0	0.0	0.0	0.0	0.0
Montepulciano	0.0	0.0	0.4	0.0	0.0	0.0	0.0	0.0	0.0	0.0
Mourvedre *	0.0	1.6	6.4	0.0	0.0	1.4	0.0	11.7	0.0	17.5
Muscat Hamburg *	0.0	0.0	0.0	0.0	0.0	0.0	0.0	0.0	0.0	0.0
Nebbiolo	0.0	0.0	0.0	0.9	0.0	0.0	0.0	2.0	0.0	1.7
Negroamaro	0.0	0.0	0.0	0.0	0.0	0.0	0.0	0.0	0.0	3.9
Nero D'avola *	0.0	0.0	0.0	0.0	0.0	0.0	0.0	7.8	0.0	0.0
Petit Verdot	37.8	5.8	107.4	41.0	0.0	0.9	2.4	138.0	0.0	3.2
Petite Sirah	152.0	171.0	163.6	84.8	0.3	24.3	7.8	265.8	0.0	22.0
Pinot Noir *	1,540.8	0.0	1,948.0	89.6	0.0	94.3	205.0	562.0	0.0	10.6
Pinotage	0.0	0.0	6.6	0.0	0.0	0.0	0.0	0.0	0.0	0.0
Primitivo	0.0	0.0	9.3	0.0	0.0	1.8	0.0	78.3	0.8	4.2
Sagrantino	0.5	0.0	0.0	0.0	0.0	0.0	0.0	0.0	0.0	3.6
Sangiovese *	51.6	0.0	21.1	0.0	0.0	0.0	1.8	7.4	3.0	14.1
Souzao	0.0	0.0	0.0	0.0	0.0	0.0	0.0	0.0	0.0	0.9
St Laurent	0.0	0.0	4.8	0.0	0.0	0.0	0.0	0.0	0.0	0.0
St Macaire	0.0	0.0	2.7	0.0	0.0	0.0	0.0	0.0	0.0	0.0
Syrah *	14.3	5.9	87.5	60.4	0.0	19.7	1.0	237.6	3.8	39.7
Tannat	0.0	0.0	0.0	0.0	0.0	0.0	8.6	2.3	0.0	2.7
Tempranillo *	0.0	0.0	0.8	0.0	0.0	3.0	0.0	45.9	0.0	10.0
Teroldego	0.0	0.0	0.0	0.0	0.0	0.0	0.0	0.0	0.9	0.0
Tinta Cao	0.0	0.0	0.0	0.0	0.0	0.0	0.0	0.0	0.0	0.9
Tinta Madeira	0.0	0.0	0.0	0.0	0.0	0.0	0.0	0.0	0.0	0.0
Touriga Nacional *	0.0	0.0	0.0	0.0	0.0	0.0	0.0	3.1	0.0	0.0
Valdigue *	0.0	0.0	0.0	0.0	0.0	0.0	0.0	5.8	0.0	0.0
Zinfandel	285.8	0.0	656.6	96.1	0.0	7.0	2.1	69.8	0.0	67.3
Other Red Wine <sup>1</sup>	0.2	0.3	9.2	8.6	0.0	18.0	0.0	2.0	1.2	2.0
<b>Total Red</b>	<b>6,692.8</b>	<b>8,409.2</b>	<b>6,026.8</b>	<b>3,723.1</b>	<b>42.9</b>	<b>225.2</b>	<b>728.1</b>	<b>4,365.3</b>	<b>18.6</b>	<b>335.9</b>
<b>TOTAL WINE</b>	<b>11,317.4</b>	<b>11,398.5</b>	<b>7,819.9</b>	<b>4,404.1</b>	<b>47.9</b>	<b>277.0</b>	<b>1,155.7</b>	<b>4,569.5</b>	<b>27.0</b>	<b>407.5</b>
<b>TOTAL ALL VARIETIES</b>	<b>11,317.4</b>	<b>11,398.5</b>	<b>7,819.9</b>	<b>4,404.1</b>	<b>47.9</b>	<b>277.0</b>	<b>1,155.7</b>	<b>4,569.5</b>	<b>27.0</b>	<b>407.5</b>

**TABLE 9: TONS OF GRAPES CRUSHED TO GROWERS' ACCOUNTS BY CALIFORNIA PROCESSORS  
FROM THE 2024 CROP BY TYPE, VARIETY, AND REPORTING DISTRICT WHERE GROWN, WITH COMPARISONS**

Type and Variety	11	12	13	14	15	16	17	State Total	
	Tons							2024	2023
<b>WINE GRAPES (WHITE)</b>									
Albarino *	8.7	0.0	0.0	0.0	0.0	6.7	0.0	25.8	33.9
Arneis	0.0	0.0	0.0	0.0	0.0	0.0	0.0	0.0	1.5
Burger *	0.0	0.0	0.0	0.0	0.0	0.0	0.0	0.0	2,835.4
Chardonnay *	8.2	0.0	0.0	0.0	2.4	1.1	0.0	5,882.6	10,293.7
Chenin Blanc	0.0	0.0	0.0	0.0	0.0	0.0	0.0	43.4	25.4
Clairette Blanche	0.0	0.0	0.0	0.0	0.0	0.0	0.0	1.6	0.0
Fiano	0.0	0.0	0.0	0.0	0.0	0.8	0.0	14.5	5.5
Gewurztraminer	0.0	0.0	0.0	0.0	0.0	0.0	0.0	84.6	76.7
Grenache Blanc *	0.0	0.0	0.0	0.0	0.0	0.0	0.0	13.8	31.9
Gruener Veltliner	0.0	0.0	0.0	0.0	0.0	0.0	0.0	0.2	0.1
Malvasia Bianca	0.0	0.0	0.0	0.0	0.0	0.0	0.0	1.8	28.8
Marsanne	0.0	0.0	0.0	0.0	0.0	0.0	0.0	4.1	0.0
Moscato Gaillo *	0.0	0.0	0.0	0.0	0.0	0.0	0.0	2.7	1.5
Muscat Blanc *	0.0	0.0	0.0	0.0	0.0	0.0	0.0	26.9	64.9
Muscat Of Alexandria	0.0	0.0	0.0	0.0	0.0	0.0	0.0	0.5	0.0
Muscat Orange	0.0	0.0	0.0	0.0	0.0	0.0	0.0	3.5	0.3
Picpoul Blanc	0.0	0.0	0.0	0.0	0.0	0.0	0.0	8.6	0.0
Pinot Blanc	0.0	0.0	0.0	0.0	0.0	0.0	0.0	0.3	0.0
Pinot Gris *	0.0	0.0	0.0	0.0	0.0	0.0	0.0	19.5	41.6
Ribolla Gialla *	0.0	0.0	0.0	0.0	0.0	0.0	0.0	2.2	0.0
Roussanne	0.0	0.0	0.0	0.0	0.0	0.0	0.0	9.7	0.0
Sauvignon Blanc *	5.9	0.0	0.0	0.0	0.0	7.7	0.0	4,423.8	4,860.8
Sauvignon Gris	0.0	0.0	0.0	0.0	0.0	0.0	0.0	0.0	1.2
Semillon	0.0	0.0	0.0	0.0	0.0	3.7	0.0	12.6	7.0
Verdejo	0.0	0.0	0.0	0.0	0.0	0.0	0.0	2.2	4.8
Verdelho	0.0	0.0	0.0	0.0	0.0	0.0	0.0	5.8	0.0
Vermentino *	0.0	0.0	0.0	0.0	0.0	0.0	232.7	253.8	30.1
Viognier	0.0	0.0	0.0	0.0	1.1	3.5	0.0	96.7	153.7
White Riesling *	0.0	0.0	0.0	0.0	0.0	0.0	0.0	184.7	104.3
Other White Wine <sup>1</sup>	0.0	0.0	0.0	0.0	0.0	0.0	0.0	13.2	6.5
<b>Total White</b>	<b>22.8</b>	<b>0.0</b>	<b>0.0</b>	<b>0.0</b>	<b>3.5</b>	<b>23.5</b>	<b>232.7</b>	<b>11,139.1</b>	<b>18,609.6</b>
<b>WINE GRAPES (RED)</b>									
Aglianico	4.7	0.0	0.0	0.0	0.0	0.0	0.0	4.7	11.6
Alicante Bouschet *	0.0	0.0	0.0	0.0	0.0	0.0	0.0	1.8	0.0
Barbera	0.0	0.0	0.0	0.0	0.0	0.0	0.0	192.2	163.9
Blaufrankisch *	0.0	0.0	0.0	0.0	0.0	0.0	0.0	6.1	0.0
Cabernet Franc	93.4	0.0	0.0	0.0	0.3	19.2	0.0	309.9	298.8
Cabernet Sauvignon	361.0	75.3	0.0	0.0	5.4	20.9	0.0	20,243.6	25,985.8
Carignane	0.0	0.0	0.0	0.0	0.0	0.0	0.0	12.3	16.8
Carmenere	0.0	0.0	0.0	0.0	0.0	1.5	0.0	1.5	2.2
Charbono	0.0	0.0	0.0	0.0	0.0	0.0	0.0	2.7	22.9
Cinsaut *	0.0	0.0	0.0	0.0	0.0	1.3	0.0	20.9	15.5
Counoise	1.9	0.0	0.0	0.0	0.0	0.0	0.0	2.6	0.0
Dolcetto	0.0	0.0	0.0	0.0	0.0	0.0	0.0	33.5	7.8
Graciano	0.0	0.0	0.0	0.0	0.0	0.0	0.0	0.0	1.4
Grenache *	4.6	0.0	2.4	0.0	0.0	0.9	0.0	385.9	396.6
Lagrein	0.0	0.0	0.0	0.0	0.0	0.0	0.0	0.0	3.1
Malbec	4.2	0.0	0.0	0.0	2.0	0.9	0.0	785.4	824.6
Marselan <sup>3</sup>	0.0	0.0	0.0	0.0	0.0	0.0	0.0	14.1	0.0
Merlot	20.8	0.0	0.0	0.0	1.6	15.0	0.0	1,460.1	1,632.0
Meunier *	0.0	0.0	0.0	0.0	0.0	0.0	0.0	1.6	4.1
Mission *	0.0	0.0	0.0	0.0	0.0	0.0	0.0	0.0	0.1
Montepulciano	0.0	0.0	0.0	0.0	0.0	8.5	0.0	8.9	3.5
Mourvedre *	27.7	0.0	0.0	0.0	0.0	0.0	0.0	66.3	91.0
Muscat Hamburg *	0.0	0.0	0.0	0.0	0.0	0.0	0.0	0.0	10.5
Nebbiolo	0.0	0.0	0.0	0.0	0.0	0.0	0.0	4.6	3.9
Negroamaro	0.0	0.0	0.0	0.0	0.0	0.0	0.0	3.9	3.1
Nero D'Avola *	0.0	0.0	0.0	0.0	0.0	0.0	0.0	7.8	12.3
Petit Verdot	10.5	0.0	0.0	0.0	0.0	1.0	0.0	348.0	273.6
Petite Sirah	32.3	0.0	0.6	0.0	1.7	1.9	0.0	928.1	1,196.9
Pinot Noir *	9.1	2.5	0.0	0.0	8.9	0.6	0.0	4,471.4	8,681.6
Pinotage	5.7	0.0	0.0	0.0	0.0	0.0	0.0	12.3	2.3
Primitivo	1.2	0.0	0.0	0.0	0.0	10.7	0.0	106.3	36.6
Sagrantino	0.0	0.0	0.0	0.0	0.0	0.5	0.0	4.6	2.9
Sangiovese *	0.0	0.0	1.2	0.0	0.0	13.1	123.7	237.0	143.2
Souzao	0.0	0.0	0.0	0.0	0.0	0.0	0.0	0.9	58.1
St Laurent	0.0	0.0	0.0	0.0	0.0	0.0	0.0	4.8	5.7
St Macaire	0.0	0.0	0.0	0.0	0.0	0.0	0.0	2.7	3.3
Syrah *	0.0	0.0	0.0	0.0	8.5	12.5	72.6	563.5	597.0
Tannat	0.0	0.0	0.0	0.0	0.0	0.0	0.0	13.6	18.3
Tempranillo *	6.7	0.0	0.0	0.0	2.1	5.6	0.0	74.1	84.0
Teroldego	0.0	0.0	0.0	0.0	0.0	0.0	0.0	0.9	7.5
Tinta Cao	0.0	0.0	0.0	0.0	0.0	0.0	0.0	0.9	0.0
Tinta Madeira	0.0	0.0	0.0	0.0	0.0	0.0	0.0	0.0	28.6
Touriga Nacional *	0.0	0.0	0.0	0.0	0.0	0.0	0.0	3.1	29.0
Valdiguie *	0.0	0.0	0.0	0.0	0.0	0.0	0.0	5.8	12.5
Zinfandel	47.0	40.3	0.0	0.0	2.3	8.3	0.0	1,282.6	1,718.7
Other Red Wine <sup>1</sup>	4.4	0.0	0.0	0.0	0.0	0.5	0.0	46.4	40.5
<b>Total Red</b>	<b>635.2</b>	<b>118.1</b>	<b>4.2</b>	<b>0.0</b>	<b>32.8</b>	<b>122.9</b>	<b>196.3</b>	<b>31,677.4</b>	<b>42,451.8</b>
<b>TOTAL WINE</b>	<b>658.0</b>	<b>118.1</b>	<b>4.2</b>	<b>0.0</b>	<b>36.3</b>	<b>146.4</b>	<b>429.0</b>	<b>42,816.5</b>	<b>61,061.4</b>
<b>TOTAL ALL VARIETIES</b>	<b>658.0</b>	<b>118.1</b>	<b>4.2</b>	<b>0.0</b>	<b>36.3</b>	<b>146.4</b>	<b>429.0</b>	<b>42,816.5</b>	<b>61,061.4</b>

\* Synonyms for variety names are shown on Page 9.

<sup>1</sup> Other categories include minor and mixed varieties.

<sup>3</sup> This variety was included in Other White Wine in 2023.

<sup>4</sup> This variety was included in Other Red Wine in 2023.

**TABLE 10: WEIGHTED AVERAGE GROWER RETURNS PER TON DELIVERED BASIS NON-RELATED PURCHASE  
FOR WINE, CONCENTRATE, JUICE, VINEGAR, AND BEVERAGE BRANDY BY CALIFORNIA PROCESSORS  
FROM THE 2024 CROP BY TYPE, VARIETY, AND REPORTING DISTRICT WHERE GROWN, WITH COMPARISONS**

Type and Variety	1	2	3	4	5	6	7	8	9	10
	Dollars									
<b>RAISIN GRAPES</b>										
Fiesta	--	--	--	--	--	--	--	--	--	--
Thompson Seedless *	--	--	--	--	--	--	--	--	--	--
Total Raisin	--	--	--	--	--	--	--	--	--	--
<b>TABLE GRAPES</b>										
Autumn King	--	--	--	--	--	--	--	--	--	--
Autumn Royal	--	--	--	--	--	--	--	--	--	--
Cotton Candy	--	--	--	--	--	--	--	--	--	--
Flame Seedless *	--	--	--	--	--	--	--	--	--	--
Flame Tokay <sup>4</sup>	--	--	--	--	--	--	--	--	--	--
Great Green *	--	--	--	--	--	--	--	--	--	--
Ivory *	--	--	--	--	--	--	--	--	--	--
Krissy *	--	--	--	--	--	--	--	--	--	--
Luisco	--	--	--	--	--	--	--	--	--	--
Red Globe *	--	--	--	--	--	--	--	--	--	--
Scarlet	--	--	--	--	--	--	--	--	--	--
Scarlet Royal	--	--	--	--	--	--	--	--	--	--
Sugra-52	--	--	--	--	--	--	--	--	--	--
Sugraone *	--	--	--	--	--	--	--	--	--	--
Other Table <sup>1</sup>	--	--	--	--	--	--	--	--	--	1,500.00
Total Table	--	--	--	--	--	--	--	--	--	1,500.00
<b>WINE GRAPES (WHITE)</b>										
Albarino *	1,749.06	2,800.00	3,017.60	4,373.67	1,581.69	714.43	1,438.90	2,297.00	1,000.00	1,800.67
Arneis	2,254.61	--	2,200.00	2,500.00	1,000.00	--	1,800.00	2,381.48	--	--
Assyrtiko <sup>2</sup>	--	--	--	--	1,660.87	--	2,450.00	2,387.10	1,850.00	--
Burger *	--	--	--	--	--	--	--	--	--	--
Chardonnay *	1,019.34	1,547.63	2,574.34	3,698.17	1,134.95	1,450.02	1,153.24	1,507.35	645.01	1,909.48
Chenin Blanc	2,235.13	1,712.25	1,982.59	3,453.82	588.98	545.82	1,791.82	1,468.53	1,083.51	1,911.93
Clairette Blanche	--	--	3,694.00	--	--	--	1,100.00	2,881.88	--	2,400.00
Cortese	--	--	--	--	--	--	--	--	1,450.00	--
Falaghina Greco	3,372.97	--	4,000.00	--	--	--	2,875.00	2,906.25	1,360.00	2,000.00
Fiano	--	--	3,698.19	2,500.00	--	2,000.00	--	--	1,271.43	2,251.16
Flora	--	--	--	2,749.96	--	--	--	--	--	--
French Colombard	1,228.49	--	2,012.41	--	2,400.00	--	--	462.18	--	--
Gewurztraminer	2,219.31	1,950.00	2,409.35	--	450.41	2,000.00	750.18	2,200.00	1,354.67	1,950.00
Gray Riesling *	--	--	3,041.56	--	--	--	1,500.00	1,631.00	--	--
Grenache Blanc *	3,144.44	2,600.00	2,675.02	3,500.00	1,800.00	676.92	1,309.50	2,054.56	--	2,288.07
Grenache Gris *	3,800.00	--	1,800.00	--	--	--	1,300.00	2,583.80	--	1,800.00
Gruner Veltliner	2,400.00	--	3,219.30	--	--	2,032.94	1,176.43	2,597.71	2,200.00	--
Malvasia Bianca	2,200.00	--	2,802.08	3,000.00	1,622.44	1,934.90	1,285.42	1,954.32	750.00	1,800.00
Marsanne	2,207.69	--	3,432.42	2,829.35	--	--	3,750.00	2,991.32	--	2,270.54
Melon	--	--	2,200.00	--	--	--	2,268.84	2,000.00	--	--
Moscato Gaillo *	--	--	--	--	--	--	--	--	--	--
Muscat Blanc *	818.05	1,357.28	2,177.33	2,999.67	--	1,225.00	1,800.00	1,367.14	1,312.45	1,650.00
Muscat Of Alexandria	--	--	6,300.00	--	--	--	--	--	--	2,000.00
Muscat Orange	2,000.00	--	--	--	--	--	2,190.00	1,603.27	382.17	--
Palomino *	--	--	7,877.10	--	--	2,000.00	--	--	--	--
Picpoul Blanc	3,867.40	--	2,241.38	2,200.00	--	--	1,158.51	2,372.66	750.00	1,937.33
Pinot Blanc	1,613.59	--	1,670.88	2,950.98	--	2,000.00	1,362.06	2,930.74	1,612.47	--
Pinot Gris *	2,305.04	1,628.43	1,916.84	2,504.18	652.38	2,110.86	1,026.54	1,203.06	553.49	1,501.88
Ribolla Gialla *	2,800.00	--	3,216.40	4,014.34	--	--	--	--	--	--
Roussanne	3,215.32	2,270.00	3,519.08	3,500.00	--	2,000.00	--	3,566.39	1,650.00	2,011.07
Sauvignon Blanc *	1,438.98	1,342.44	2,010.28	3,247.70	1,441.05	866.28	1,258.34	1,553.17	566.21	1,725.81
Sauvignon Gris	--	--	2,937.14	3,200.00	--	--	1,850.00	--	--	--
Sauvignon Vert *	--	--	2,402.22	3,673.29	--	--	--	--	--	--
Semillon	2,071.80	1,899.54	2,828.18	3,848.22	2,100.00	1,200.00	1,853.62	1,835.19	1,200.00	1,871.43
St. Emilion *	2,800.00	--	--	--	--	--	--	3,288.10	--	--
Sylvaner	--	--	--	--	--	--	--	2,000.00	--	--
Symphony	--	--	--	--	--	--	--	--	--	--
Tocai Friulano	2,006.71	--	3,156.82	3,852.48	--	--	--	1,700.00	--	2,100.00
Torrontes	--	--	--	--	--	--	--	2,200.00	--	--
Triplett Blanc	--	--	--	--	--	--	--	--	--	--
Verdejo	--	--	1,950.00	--	--	400.00	2,750.00	1,442.86	--	1,500.00
Verdelho	--	--	--	--	1,367.65	400.00	1,800.00	2,177.78	2,108.59	1,456.60
Vermentino *	2,195.07	--	2,385.98	3,094.24	1,300.00	--	1,192.68	2,269.71	1,475.81	1,822.40
Vernaccia	--	--	--	--	--	--	--	--	--	--
Viognier	1,595.23	1,629.41	3,175.99	3,757.28	1,200.00	1,995.41	2,502.08	2,373.34	1,694.40	1,923.33
White Riesling *	2,729.21	1,836.36	3,317.29	3,057.90	216.90	1,685.29	1,064.72	1,304.57	--	--
Other White Wine <sup>1</sup>	2,877.97	--	3,103.16	3,777.80	1,800.00	1,204.56	2,590.12	2,318.43	1,244.98	2,660.67
Total White	1,114.14	1,357.59	2,483.80	3,552.17	931.89	1,204.31	1,138.36	1,549.55	680.69	1,843.35

**TABLE 10: WEIGHTED AVERAGE GROWER RETURNS PER TON DELIVERED BASIS NON-RELATED PURCHASE  
FOR WINE, CONCENTRATE, JUICE, VINEGAR, AND BEVERAGE BRANDY BY CALIFORNIA PROCESSORS  
FROM THE 2024 CROP BY TYPE, VARIETY, AND REPORTING DISTRICT WHERE GROWN, WITH COMPARISONS**

Type and Variety	11	12	13	14	15	16	17	State Total	
	Dollars							2024	2023
<b>RAISIN GRAPES</b>									
Fiesta	--	--	311.52	265.00	--	--	--	293.36	255.80
Thompson Seedless *	--	--	296.94	--	--	--	--	296.94	292.80
Total Raisin	--	--	298.33	265.00	--	--	--	296.41	288.76
<b>TABLE GRAPES</b>									
Autumn King	--	--	275.00	125.00	--	--	--	222.33	180.00
Autumn Royal	--	--	--	--	--	--	--	--	185.90
Cotton Candy	--	--	--	--	--	--	--	--	220.00
Flame Seedless *	--	--	174.63	--	--	--	--	174.63	--
Flame Tokav <sup>4</sup>	1,500.00	--	--	--	--	--	--	1,500.00	--
Great Green *	--	--	--	--	--	--	--	--	212.59
Ivory *	--	--	--	--	--	--	--	--	198.60
Krissy *	--	--	--	--	--	--	--	--	187.07
Luisco	--	--	--	200.00	--	--	--	200.00	216.81
Red Globe *	--	--	--	125.00	--	--	--	125.00	214.26
Scarlet	--	--	200.00	--	--	--	--	200.00	184.87
Scarlet Royal	--	--	--	125.00	--	--	--	125.00	--
Sugra-52	--	--	--	--	--	--	--	--	220.00
Sugraone *	--	--	--	--	--	--	--	--	215.19
Other Table <sup>1</sup>	--	--	170.00	125.00	--	--	--	126.77	183.05
Total Table	1,500.00	--	235.70	125.21	--	--	--	150.65	194.24
<b>WINE GRAPES (WHITE)</b>									
Albarino *	688.68	--	500.00	--	1,800.00	1,971.63	649.72	771.30	798.59
Arneis	--	--	--	--	--	2,265.69	--	2,237.90	2,429.11
Assvrtiko <sup>2</sup>	--	--	--	--	--	--	--	2,157.79	--
Burger *	345.40	--	242.83	--	--	--	--	268.56	326.44
Chardonnay *	549.32	497.33	425.30	946.77	3,375.00	2,151.42	601.17	1,047.06	1,100.13
Chenin Blanc	437.62	390.00	342.05	--	--	--	522.81	452.21	481.52
Clairette Blanche	1,700.00	--	--	--	--	2,000.00	--	2,122.90	2,002.96
Cortese	--	--	--	--	--	--	735.45	808.07	1,887.97
Falaghina Greco	1,450.00	--	--	--	--	--	618.29	1,285.80	2,296.45
Fiano	1,419.05	--	642.45	--	--	1,400.00	1,250.00	1,917.79	2,117.09
Flora	--	--	--	--	--	--	--	2,749.96	2,608.07
French Colombard	355.56	367.46	304.54	280.04	--	--	--	304.94	317.25
Gewurztraminer	572.31	--	--	--	--	2,220.59	450.87	591.44	633.55
Gray Riesling *	--	--	--	--	--	--	--	2,161.26	2,806.23
Grenache Blanc *	616.30	--	1,044.88	--	1,800.00	1,942.30	--	1,649.57	1,874.24
Grenache Gris *	1,000.00	--	--	--	--	2,000.00	--	1,981.18	2,009.38
Gruener Veltliner	695.25	--	--	--	--	--	433.40	1,461.01	1,528.53
Malvasia Bianca	355.58	426.40	2,250.00	--	--	2,042.37	--	595.02	609.24
Marsanne	450.00	--	--	--	--	2,300.00	--	2,522.41	2,218.36
Melon	--	--	--	--	--	--	--	2,255.15	2,549.57
Moscato Gaillo *	--	--	--	--	--	--	--	--	2,000.00
Muscat Blanc *	366.38	478.38	406.35	--	1,800.00	2,126.69	823.36	482.14	539.28
Muscat Of Alexandria	1,000.00	325.06	301.28	270.14	--	--	767.00	298.61	304.49
Muscat Orange	474.21	511.01	472.30	--	--	--	350.00	482.92	568.54
Palomino *	--	--	304.75	--	1,665.45	--	--	2,509.12	1,150.22
Picpoul Blanc	997.55	--	1,368.00	--	1,800.00	--	--	1,662.42	1,911.84
Pinot Blanc	900.00	--	--	--	--	--	--	1,798.95	1,739.64
Pinot Gris *	573.20	484.51	439.99	385.00	--	1,978.01	593.56	559.09	599.53
Ribolla Gialla *	1,712.90	--	--	--	--	--	--	3,378.14	3,389.36
Roussanne	994.85	--	--	--	--	2,234.78	--	2,785.46	2,647.73
Sauvignon Blanc *	529.50	509.53	615.79	500.71	--	2,106.50	570.43	1,132.32	1,175.96
Sauvignon Gris	--	--	--	--	--	--	--	2,893.81	2,535.27
Sauvignon Vert *	--	--	--	--	--	--	--	2,900.48	2,544.22
Semillon	477.86	--	--	--	--	2,200.00	523.13	1,333.90	1,186.35
St. Emilion *	--	--	--	--	--	--	--	3,080.82	2,407.19
Sylvaner	--	--	--	--	--	--	--	2,000.00	2,000.00
Symphony	271.00	393.09	341.63	--	--	--	1,000.00	343.99	351.04
Tocai Friulano	--	--	--	--	--	--	--	2,544.77	2,416.67
Torrontes	1,507.85	--	--	--	--	--	--	1,558.25	1,697.42
Triplet Blanc	--	--	175.00	--	--	--	--	175.00	207.41
Verdejo	217.00	--	--	--	--	--	--	579.86	679.80
Verdelho	527.14	1,300.00	--	--	--	--	400.00	620.97	704.91
Vermentino *	541.31	1,464.60	569.02	--	--	2,320.36	--	1,055.19	1,129.19
Vernaccia	--	--	--	--	--	--	--	--	2,550.00
Vioigner	585.95	442.38	2,100.00	--	1,800.00	2,137.19	647.10	754.37	778.67
White Riesling *	408.32	163.59	1,000.00	--	--	3,059.43	507.14	611.79	798.36
Other White Wine <sup>1</sup>	510.71	--	--	--	1,800.00	--	360.00	969.34	443.91
Total White	542.48	478.42	337.20	287.30	2,475.12	2,171.63	580.59	687.89	731.58

**TABLE 10: WEIGHTED AVERAGE GROWER RETURNS PER TON DELIVERED BASIS NON-RELATED PURCHASE  
FOR WINE, CONCENTRATE, JUICE, VINEGAR, AND BEVERAGE BRANDY BY CALIFORNIA PROCESSORS  
FROM THE 2024 CROP BY TYPE, VARIETY, AND REPORTING DISTRICT WHERE GROWN, WITH COMPARISONS**

Type and Variety	1	2	3	4	5	6	7	8	9	10
	Dollars									
<b>WINE GRAPES (RED)</b>										
Aglianico	--	--	1,940.74	5,134.66	--	--	--	1,638.80	2,200.00	1,948.84
Aleatico	--	--	3,150.00	--	--	--	--	--	--	--
Alicante Bouschet *	--	--	3,765.72	3,800.00	--	1,036.45	--	2,328.35	--	1,765.33
Barbera	2,305.75	1,990.91	3,324.39	3,828.96	--	1,810.06	2,645.38	2,207.83	1,442.90	1,868.46
Blaufraenkisch *	--	--	--	5,000.00	--	--	--	2,171.43	2,200.00	--
Cabernet Franc	3,188.03	2,395.71	4,404.70	11,712.57	2,741.22	2,702.81	2,660.56	2,651.26	1,600.00	2,019.00
Cabernet Sauvignon	2,065.37	1,829.46	2,828.04	9,107.69	2,367.31	1,522.50	1,404.61	1,726.97	675.68	1,431.83
Carignane	1,794.12	--	3,047.89	4,474.99	2,389.74	2,198.71	2,128.07	2,352.71	2,000.00	1,952.60
Carmenere	--	--	3,500.00	7,343.13	--	2,477.42	--	1,739.57	--	--
Charbono	1,570.18	2,735.63	--	4,242.61	1,200.00	--	--	1,931.46	--	1,820.25
Cinsaut *	2,739.31	--	3,587.39	3,754.00	--	1,200.00	1,281.43	1,685.63	1,800.00	1,818.97
Counoise	3,527.23	--	2,848.21	3,000.00	--	--	2,250.00	2,905.60	2,200.00	2,252.63
Dolcetto	2,800.00	--	1,525.27	--	--	3,176.06	--	3,730.70	--	1,950.00
Dornfelder	--	--	--	--	--	--	--	--	--	--
Durif	--	--	--	--	--	--	--	9,100.00	--	--
Freisa	2,800.00	--	--	--	--	--	--	--	--	1,600.00
Gamay Noir Au Jus Blanc	--	--	--	2,800.00	--	4,500.00	3,214.29	4,115.79	--	2,783.78
Graciano	--	--	1,500.00	--	1,400.00	--	7,000.00	3,524.84	--	2,386.67
Grenache *	2,435.24	2,097.42	3,149.41	4,266.55	2,269.36	1,770.61	1,442.27	2,020.51	2,053.15	2,201.02
Grignolino	2,651.43	--	--	--	--	--	--	--	--	--
Lagrein	--	--	--	--	--	--	--	2,044.93	--	2,006.94
Malbec	2,272.70	767.48	3,358.31	6,384.80	2,017.80	2,222.77	1,583.74	2,161.64	756.24	1,393.73
Marselan <sup>3</sup>	--	--	--	--	--	--	--	2,000.00	--	--
Mencia	3,955.74	--	--	--	--	--	2,750.00	3,320.61	--	--
Merlot	1,443.47	2,137.18	2,190.12	4,764.34	2,180.47	1,144.85	1,227.61	1,324.24	2,000.00	1,536.34
Meunier *	4,100.00	--	2,419.92	3,108.48	--	--	--	3,194.83	--	--
Mission *	--	--	--	--	1,700.00	--	--	--	--	1,849.65
Montepulciano	2,613.53	2,160.00	2,460.00	3,336.92	--	1,076.49	3,000.00	2,554.05	--	1,726.98
Mourvedre *	3,854.47	2,788.12	3,593.12	3,902.77	--	1,658.85	2,606.13	2,730.57	2,116.38	2,146.86
Muscat Hamburg *	--	--	--	--	--	--	--	--	--	1,800.00
Nebbiolo	2,723.81	--	4,452.75	4,500.00	--	3,705.26	2,850.00	2,985.25	2,051.06	2,235.71
Negrette *	--	--	--	3,800.00	--	--	2,857.14	--	--	--
Negroamaro	1,992.31	1,600.00	--	--	--	--	--	2,300.00	--	2,433.33
Nero D'Avola *	2,840.24	--	3,000.00	--	--	--	--	2,925.66	--	1,983.60
Petit Verdot	1,918.03	1,427.66	3,677.39	8,109.76	2,041.32	729.65	1,868.67	1,766.41	754.52	1,198.12
Petite Sirah	2,254.48	2,042.28	3,146.97	4,035.51	2,483.14	1,191.93	1,685.18	1,559.61	803.00	1,994.33
Pinot Noir *	3,379.95	2,259.85	3,822.48	2,910.28	757.69	3,600.76	1,773.94	2,341.06	2,848.91	2,678.82
Pinotage	--	--	--	--	--	--	--	--	--	--
Prieto Picudo	--	--	--	--	--	--	--	--	--	--
Primitivo	1,827.17	1,600.00	3,209.90	4,642.73	2,500.00	1,280.28	--	1,233.99	750.00	1,770.70
Refosco *	3,000.00	--	2,812.50	3,800.00	--	3,100.00	--	1,515.94	--	2,200.00
Royalty	--	--	--	--	--	--	--	--	--	--
Rubired *	--	--	--	--	1,800.00	--	--	--	--	--
Ruby Cabernet	--	--	--	--	--	--	--	--	--	--
Sagrantino	--	--	2,404.41	--	--	--	2,850.00	--	--	--
Sangiovese *	2,216.94	2,082.43	2,962.60	5,676.29	2,172.01	2,048.06	2,128.00	2,116.73	2,216.92	1,724.96
Souzao	--	1,650.00	--	--	--	1,350.00	--	6,500.00	--	1,840.91
St Laurent	--	--	2,800.00	--	--	--	--	--	--	--
St Macaire	--	--	--	--	--	--	--	1,665.00	--	--
Syrah *	1,724.35	1,442.39	3,304.26	5,168.44	2,302.17	1,586.81	1,511.19	2,529.81	700.84	2,137.26
Tannat	1,850.00	--	3,454.05	--	1,516.28	--	--	2,695.31	1,527.32	1,929.79
Tempranillo *	1,400.00	1,945.39	3,857.15	5,155.75	1,437.04	1,654.42	1,543.53	3,167.92	866.45	2,316.52
Teroldego	--	266.54	--	--	1,250.00	731.50	1,277.35	2,936.23	791.40	2,072.73
Tinta Cao	1,400.00	--	--	4,500.00	--	1,350.00	--	6,500.00	--	1,650.00
Tinta Madeira	--	--	--	--	--	--	--	--	--	--
Touriga Nacional *	1,400.00	2,000.00	5,000.00	4,500.00	--	1,350.00	--	3,677.27	1,850.00	2,017.45
Trousseau *	3,052.60	2,000.00	3,967.21	--	--	--	2,500.00	2,000.00	--	--
Valdigue *	2,008.51	--	3,180.31	2,583.60	2,106.74	--	2,354.64	2,166.48	--	2,670.14
Zinfandel	1,946.12	1,745.24	3,331.19	4,853.66	2,915.85	1,267.72	2,283.47	2,317.88	1,953.39	1,820.33
Other Red Wine <sup>1</sup>	2,012.34	2,253.61	3,490.83	5,321.11	--	1,313.51	2,051.95	2,300.84	--	716.46
<b>Total Red</b>	<b>2,211.69</b>	<b>1,802.53</b>	<b>3,278.83</b>	<b>7,841.62</b>	<b>1,427.17</b>	<b>1,494.14</b>	<b>1,653.39</b>	<b>1,882.20</b>	<b>795.40</b>	<b>1,718.09</b>
<b>TOTAL WINE</b>	<b>1,461.24</b>	<b>1,570.89</b>	<b>2,897.03</b>	<b>6,887.80</b>	<b>1,232.65</b>	<b>1,431.20</b>	<b>1,393.62</b>	<b>1,796.88</b>	<b>729.60</b>	<b>1,733.30</b>
<b>TOTAL ALL VARIETIES</b>	<b>1,461.24</b>	<b>1,570.89</b>	<b>2,897.03</b>	<b>6,887.80</b>	<b>1,232.65</b>	<b>1,431.20</b>	<b>1,393.62</b>	<b>1,796.88</b>	<b>729.60</b>	<b>1,733.29</b>

**TABLE 10: WEIGHTED AVERAGE GROWER RETURNS PER TON DELIVERED BASIS NON-RELATED PURCHASE  
FOR WINE, CONCENTRATE, JUICE, VINEGAR, AND BEVERAGE BRANDY BY CALIFORNIA PROCESSORS  
FROM THE 2024 CROP BY TYPE, VARIETY, AND REPORTING DISTRICT WHERE GROWN, WITH COMPARISONS**

Type and Variety	11	12	13	14	15	16	17	State Total	
								2024	2023
Dollars									
<b>WINE GRAPES (RED)</b>									
Aglianico	758.59	--	--	--	--	1,571.65	--	1,272.32	1,437.22
Aleatico	--	--	--	--	--	--	--	3,150.00	3,020.48
Alicante Bouschet *	354.57	1,100.00	228.21	--	1,800.00	2,158.62	1,775.00	1,237.64	783.31
Barbera	845.90	369.16	346.33	--	--	2,181.56	1,662.50	409.40	427.80
Blaufraenkisch *	1,027.49	--	--	--	--	--	--	1,890.08	1,975.39
Cabernet Franc	1,012.83	--	384.04	--	2,500.00	2,100.46	1,112.30	5,756.23	4,740.37
Cabernet Sauvignon	673.83	560.71	431.87	374.82	2,500.00	2,068.65	922.64	2,198.12	2,158.86
Carignane	1,005.44	--	362.97	--	--	1,218.35	--	1,327.85	941.37
Carmenere	854.00	--	--	--	--	1,348.28	--	1,552.55	1,542.28
Charbono	1,513.51	--	--	--	--	--	--	3,251.95	3,027.57
Cinsaut *	2,304.90	1,300.00	--	--	2,884.00	1,800.00	--	1,692.22	1,705.29
Counoise	1,534.65	--	--	--	1,800.00	--	--	2,679.93	2,504.75
Dolcetto	677.28	--	--	--	--	1,550.00	--	1,184.23	1,285.05
Dornfelder	383.36	--	--	--	--	--	--	383.36	377.79
Durif	--	--	--	--	--	2,112.36	--	2,139.23	1,292.59
Freisa	--	--	--	--	--	--	--	1,937.19	3,564.10
Gamay Noir Au Jus Blanc	--	--	--	--	--	--	--	3,007.00	2,631.97
Graciano	708.64	--	--	--	--	--	--	1,357.90	1,601.60
Grenache *	623.00	465.25	317.09	292.00	1,837.50	2,058.98	1,966.67	693.12	796.57
Grignolino	2,000.00	--	--	--	--	--	--	2,591.11	4,351.89
Lagrein	--	--	--	--	--	--	--	2,043.70	2,228.14
Malbec	636.51	475.00	792.31	--	2,500.00	1,933.16	1,822.62	1,436.55	1,284.76
Marselan <sup>3</sup>	--	--	--	--	--	--	--	2,000.00	--
Mencia	1,446.09	--	--	--	--	--	--	2,729.06	2,408.61
Merlot	591.01	558.56	445.67	--	2,500.00	1,954.81	619.69	1,017.38	1,048.78
Meunier *	--	--	--	--	--	--	--	2,805.74	2,540.43
Mission *	1,168.81	--	275.00	450.00	--	2,000.00	--	347.88	350.80
Montepulciano	1,102.56	--	--	--	--	2,717.04	--	2,029.50	1,907.07
Mourvedre *	608.21	--	1,100.00	--	1,800.00	2,243.58	--	2,413.43	2,254.44
Muscat Hamburg *	666.49	649.90	489.46	--	--	--	--	543.01	571.99
Nebbiolo	1,080.00	--	--	--	--	--	2,012.87	2,872.79	1,848.40
Negrette *	--	--	--	--	--	--	--	2,894.12	3,092.91
Negroamaro	--	--	--	--	--	1,140.00	--	1,890.86	2,009.36
Nero D'Avola *	964.72	--	819.00	--	--	2,100.00	--	1,708.21	1,419.06
Petit Verdot	714.19	621.41	264.13	--	2,500.00	2,249.96	955.35	1,495.56	1,398.82
Petite Sirah	683.92	585.49	347.11	424.18	--	2,220.44	767.63	1,055.74	1,074.79
Pinot Noir *	629.67	475.49	267.00	--	4,600.00	1,696.49	636.51	1,743.65	1,711.01
Pinotage	--	--	--	--	--	--	--	--	1,496.20
Prieto Picudo	--	--	--	--	--	--	--	--	1,232.65
Primitivo	1,358.06	1,200.00	201.21	--	1,800.00	1,783.95	1,750.00	1,844.00	1,760.44
Refosco *	--	--	--	--	--	--	--	1,775.04	2,248.11
Royalty	--	--	505.00	--	--	--	--	505.00	505.00
Rubired *	355.04	307.72	299.44	326.71	--	--	--	302.66	300.94
Ruby Cabernet	550.00	265.87	374.81	323.46	--	--	--	335.84	317.42
Sagrantino	1,600.00	--	--	--	--	2,018.75	--	2,184.46	864.39
Sangiovese *	856.34	429.13	350.00	--	--	2,189.09	--	1,789.45	1,724.49
Souzao	1,370.14	--	500.00	--	--	--	--	932.46	2,005.77
St Laurent	--	--	--	--	--	--	--	2,800.00	2,855.78
St Macaire	--	--	--	--	--	--	--	1,665.00	1,796.25
Syrah *	551.16	486.69	419.94	500.00	2,215.62	2,118.73	400.00	1,038.65	1,188.92
Tannat	553.04	1,200.00	436.79	--	1,828.57	2,047.61	2,375.00	771.39	816.20
Tempranillo *	667.08	315.21	673.38	--	1,800.00	2,282.85	1,593.13	776.72	874.46
Teroldego	729.55	618.69	334.34	--	--	--	1,510.28	713.74	695.56
Tinta Cao	1,000.00	--	--	--	--	2,400.00	--	2,810.86	1,950.41
Tinta Madeira	--	--	465.91	--	--	--	--	465.91	--
Touriga Nacional *	553.42	--	1,250.00	--	--	2,400.00	--	674.56	644.73
Trousseau *	1,150.00	--	--	--	--	--	--	2,564.12	2,458.61
Valdiguie *	--	--	--	--	--	--	500.00	1,884.38	1,734.18
Zinfandel	635.22	348.85	331.99	325.61	2,116.28	2,227.14	250.00	698.32	780.76
Other Red Wine <sup>1</sup>	1,105.10	--	100.00	--	--	--	--	2,202.69	693.96
<b>Total Red</b>	<b>648.53</b>	<b>528.33</b>	<b>332.37</b>	<b>333.16</b>	<b>2,407.10</b>	<b>2,101.19</b>	<b>656.02</b>	<b>1,304.24</b>	<b>1,340.25</b>
<b>TOTAL WINE</b>	<b>607.57</b>	<b>509.24</b>	<b>335.33</b>	<b>309.44</b>	<b>2,423.13</b>	<b>2,118.11</b>	<b>597.68</b>	<b>993.06</b>	<b>1,054.29</b>
<b>TOTAL ALL VARIETIES</b>	<b>607.57</b>	<b>509.24</b>	<b>334.02</b>	<b>283.15</b>	<b>2,423.13</b>	<b>2,118.11</b>	<b>597.68</b>	<b>980.85</b>	<b>1,034.88</b>

-- No tonnage reported for this variety/district.

\* Synonyms for variety names are shown on Page 9.

<sup>1</sup> Other categories include minor and mixed varieties.

<sup>2</sup> This variety was included in Other White Wine in 2023.

<sup>3</sup> This variety was included in Other Red Wine in 2023.

<sup>4</sup> This variety was included in Other Table in 2023.

Grape Crush Program:  
**[cdfa.ca.gov/mkt/grapecrush](https://cdfa.ca.gov/mkt/grapecrush)**

More agricultural statistics:  
**[nass.usda.gov/ca](https://nass.usda.gov/ca)**

Questions:  
**[GrapeCrushTeam@usda.gov](mailto:GrapeCrushTeam@usda.gov)**  
**916-738-6569**

