

January 1 U.S. Holdings

Sponsored by



100 Million Fresh-Market Holdings

DOWN
7% YOY

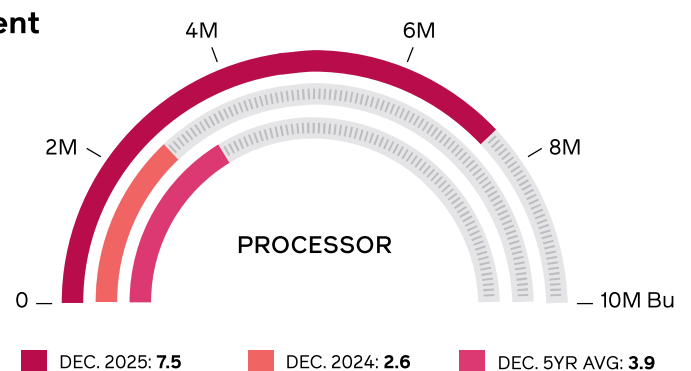
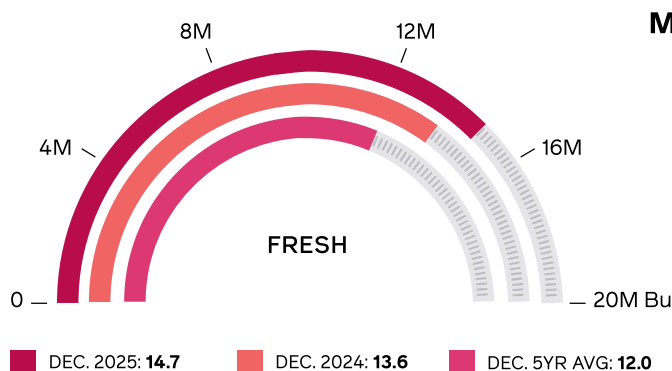
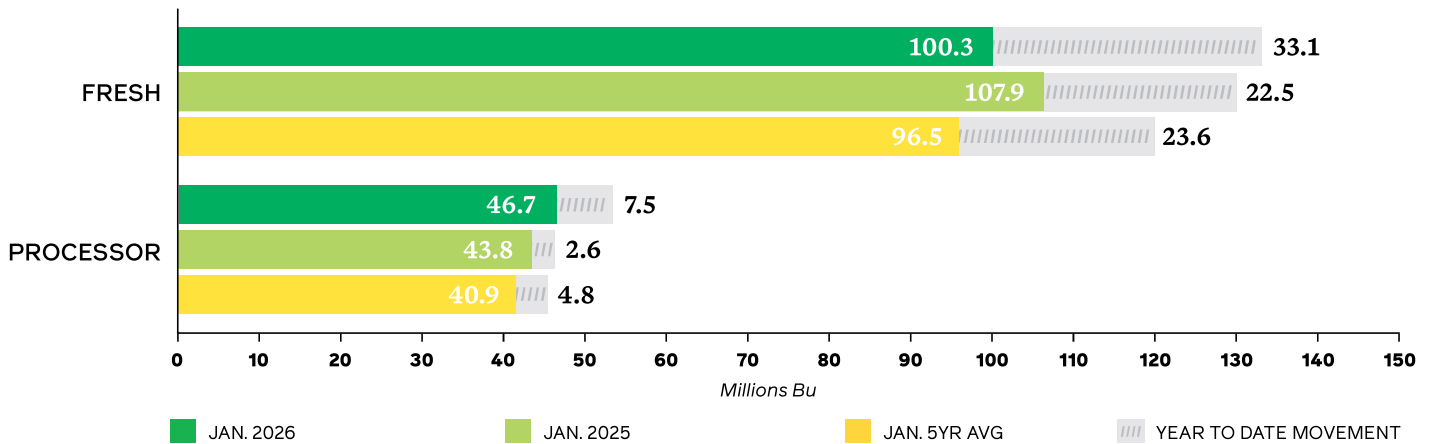
U.S. fresh apple holdings on January 1, 2026 totaled 100 million bushels, 7 percent less than the inventories reported last January and 4 percent more than the January five-year average.

47 Million Processing Apple Holdings

UP
7% YOY

U.S. processing apple holdings on January 1, 2026 totaled 47 million bushels, 7 percent more than the inventories reported last January and 14 percent more than the January five-year average.

Holdings



Tables & Figures

TABLES

Table 1:	USAppleTracker Summary.....	2
Table 2:	U.S. Apple Holdings: State Summary.....	3
Table 3:	U.S. Apple Holdings: Variety Summary.....	3
Table 4:	U.S. Apple Holdings: State History.....	4
Table 5:	U.S. Apple Holdings: Variety History.....	4
Table 6:	U.S. Apple Holdings: Total Detail.....	5
Table 7:	U.S. Apple Holdings: Fresh Detail.....	6
Table 8:	U.S. Apple Holdings: Processing Detail.....	7
Table 9:	U.S. Apple Movement: State Summary.....	8
Table 10:	U.S. Apple Movement: Variety Summary.....	8
Table 11:	U.S. Apple Movement: State History.....	9
Table 12:	U.S. Apple Movement: Variety History.....	9
Table 13:	U.S. Apple Performance: Variety Detail.....	10
Table 14:	European Apple Holdings: Country Summary.....	12
Table 15:	European Apple Holdings: Variety Summary.....	12

FIGURES

Figure 1:	U.S. Fresh Apple Exports.....	11
Figure 2:	U.S. Fresh Apple Imports.....	11
Figure 3:	U.S. Fresh Apple Net Trade: Crop YTD.....	11
Figure 4:	U.S. Apple Juice Concentrate Net Trade: Crop YTD.....	11

Table 1:
USAppleTracker
Summary
(Millions of 42-lb Bushels)

JANUARY 2026		2025/26	2024/25	5-YR AVERAGE
Total Holdings		147.0	151.7	137.4
By Use	Fresh	100.3	107.9	96.5
	Processing	46.7	43.8	40.9
By Storage Type	Regular	35.3	35.7	30.9
	CA	111.7	116.0	106.5
Total Movement (prior month)		(22.2)	(16.2)	(15.8)
By Use	Fresh	(14.7)	(13.6)	(12.0)
	Processing	(7.5)	(2.6)	(3.9)
By Storage Type	Regular	(5.7)	(3.6)	(4.4)
	CA	(16.5)	(12.6)	(11.5)



Table 2: U.S. Apple Holdings: State Summary (42-lb Bushels)

JANUARY 2026	TOTAL		FRESH		PROCESSING	
	REGULAR	CONTROLLED ATMOSPHERE	REGULAR	CONTROLLED ATMOSPHERE	REGULAR	CONTROLLED ATMOSPHERE
United States	35,283,974	111,726,139	23,436,125	76,846,573	11,847,849	34,879,566
California	97,261	123,026	35,000	74,728	62,261	48,298
Connecticut	18,131	48,940	17,882	47,100	249	1,840
Idaho	66,630	98,820	62,650	98,820	3,980	0
Indiana	21,466	11,404	19,453	0	2,012	11,404
Maryland	106,922	223,695	49,479	107,709	57,443	115,986
Massachusetts	43,997	6,037	43,997	6,037	0	0
Michigan	1,190,000	5,500,000	274,000	2,990,000	916,000	2,510,000
North Carolina	232,129	173,221	13,612	74,124	218,517	99,097
New Hampshire	14,834	3,228	14,834	3,228	0	0
New York	4,066,124	8,083,335	858,716	4,804,213	3,207,408	3,279,122
Ohio	106,399	45,854	106,399	44,235	0	1,619
Oregon	74,243	508,454	30,199	342,452	44,044	166,002
Pennsylvania	725,453	2,988,816	224,308	1,634,346	501,145	1,354,469
Virginia	237,163	766,655	135,767	146,237	101,396	620,418
Washington	28,231,182	93,016,437	21,497,789	66,396,496	6,733,393	26,619,940
West Virginia	10,733	114,373	10,733	66,410	0	47,963
Other States	41,307	13,844	41,307	10,436	(0)	3,408

Other States include Delaware, Maine, Utah, Wisconsin and any other suppressed (S) state data.

Table 3: U.S. Apple Holdings: Variety Summary (42-lb Bushels)

JANUARY 2026	TOTAL		FRESH		PROCESSING	
	REGULAR	CONTROLLED ATMOSPHERE	REGULAR	CONTROLLED ATMOSPHERE	REGULAR	CONTROLLED ATMOSPHERE
Total Varieties	35,283,974	111,726,139	23,436,125	76,846,573	11,847,849	34,879,566
Ambrosia	941,375	1,458,490	466,988	713,584	474,387	744,907
Cortland	138,715	250,603	46,830	62,342	91,884	188,262
Cosmic Crisp ®	5,659,074	10,584,735	4,802,369	7,714,774	856,705	2,869,962
Empire	519,139	766,962	108,512	512,572	410,626	254,390
Envy ®	2,010,135	1,921,532	1,550,184	1,422,435	459,951	499,096
Fuji	2,877,851	9,286,261	2,204,767	7,242,993	673,084	2,043,269
Gala	1,857,962	17,257,773	1,377,006	13,618,618	480,956	3,639,155
Golden Delicious	1,968,584	5,603,626	895,966	3,043,013	1,072,618	2,560,612
Granny Smith	3,570,929	15,451,628	2,580,438	12,043,000	990,491	3,408,627
Honeycrisp	3,725,611	16,589,860	2,101,769	8,435,138	1,623,843	8,154,722
Idared	812,068	1,392,242	9,821	142,593	802,247	1,249,649
Jonathan	26,203	107,492	4,180	28,436	22,023	79,056
McIntosh	384,364	932,931	286,834	457,453	97,530	475,477
Mutsu/Crispin	276,175	140,019	4,541	11,731	271,634	128,288
Newtown Pippin	42,481	42,328	0	28,831	42,481	13,497
Pink Lady/Cripps Pink	4,933,335	5,856,599	4,192,900	4,618,828	740,435	1,237,772
Red Delicious	1,996,425	14,224,851	1,513,478	11,679,300	482,947	2,545,551
Rome	980,797	1,315,710	26,583	14,689	954,214	1,301,021
Rome Sport	3,351	18,938	0	18,938	3,351	0
Spartan	40,024	151,553	604	102,269	39,420	49,283
Stayman	11,714	17,185	8,137	1,049	3,577	16,136
York	165,478	806,367	773	40,361	164,705	766,005
Other Varieties	2,342,182	7,548,454	1,253,442	4,893,626	1,088,740	2,654,828



Table 4:
U.S. Apple Holdings:
State History
 (42-lb Bushels)

JANUARY 2026	TOTAL			FRESH			PROCESSING		
	2025/26	2024/25	5-YR AVERAGE	2025/26	2024/25	5-YR AVERAGE	2025/26	2024/25	5-YR AVERAGE
United States	147,010,113	151,651,032	137,409,967	100,282,697	107,860,301	96,490,331	46,727,415	43,790,731	40,919,636
California	220,287	223,228	241,326	109,728	107,361	125,385	110,559	115,868	115,941
Connecticut	67,071	57,389	53,184	64,982	54,895	48,338	2,089	2,494	4,846
Idaho	165,450	198,190	249,553	161,470	191,111	227,336	3,980	7,079	22,217
Indiana	32,870	38,426	37,217	19,453	22,742	22,418	13,416	15,684	14,800
Maryland	330,617	31,885	297,452	157,188	28,492	175,232	173,429	3,393	122,220
Massachusetts	50,034	49,962	45,706	50,034	48,922	44,839	0	1,040	866
Michigan	6,690,000	9,217,433	8,395,447	3,264,000	5,077,277	4,463,415	3,426,000	4,140,156	3,932,031
North Carolina	405,350	541,879	489,582	87,737	115,637	113,489	317,614	426,241	376,092
New Hampshire	18,062	21,116	13,910	18,062	21,116	13,070	0	0	840
New York	12,149,459	11,622,016	10,525,892	5,662,929	5,192,582	5,561,571	6,486,530	6,429,434	4,964,321
Ohio	152,253	97,878	59,266	150,634	95,985	55,922	1,619	1,893	3,344
Oregon	582,697	1,062,673	1,134,227	372,651	766,704	842,199	210,046	295,969	292,028
Pennsylvania	3,714,269	3,553,790	4,946,064	1,858,654	1,418,341	1,442,281	1,855,614	2,135,449	3,503,784
Virginia	1,003,818	1,485,475	1,681,976	282,004	330,462	347,014	721,814	1,155,013	1,334,962
Washington	121,247,619	123,157,143	108,897,566	87,894,286	94,161,905	82,826,579	33,353,333	28,995,238	26,070,986
West Virginia	125,105	146,255	230,382	77,143	90,184	85,096	47,963	56,071	145,286
Other States	55,151	146,294	111,217	51,743	136,586	96,147	3,408	9,708	15,070

Other States include Delaware, Maine, Utah, Wisconsin and any other suppressed (S) state data.

Table 5:
U.S. Apple Holdings:
Variety History
 (42-lb Bushels)

JANUARY 2026	TOTAL			FRESH			PROCESSING		
	2025/26	2024/25	5-YR AVERAGE	2025/26	2024/25	5-YR AVERAGE	2025/26	2024/25	5-YR AVERAGE
Total Varieties	147,010,113	151,651,032	137,409,967	100,282,697	107,860,301	96,490,331	46,727,415	43,790,731	40,919,636
Ambrosia	2,399,865	2,630,481	2,067,318	1,180,571	2,217,894	1,704,900	1,219,294	412,587	362,418
Cortland	389,318	507,918	465,000	109,172	147,074	173,597	360,146	360,844	291,403
Cosmic Crisp ®	16,243,810	14,052,381	6,947,515	12,517,143	11,447,619	5,565,610	3,726,667	2,604,762	1,381,905
Empire	1,286,101	1,349,514	1,303,065	621,084	719,882	852,434	665,017	629,632	450,631
Envy ®	3,931,667	3,996,190	1,402,476	2,972,619	3,155,238	1,170,857	959,048	840,952	231,619
Fuji	12,164,113	14,017,519	14,460,384	9,447,760	11,063,036	11,414,495	2,716,353	2,954,484	3,045,889
Gala	19,115,735	22,962,611	21,752,838	14,995,624	18,631,069	17,666,686	4,120,111	4,331,542	4,086,152
Golden Delicious	7,572,210	8,096,130	8,186,195	3,938,980	4,072,644	4,087,451	3,633,231	4,023,487	4,098,743
Granny Smith	19,022,557	17,521,703	15,463,498	14,623,438	13,230,100	11,727,250	4,399,119	4,291,602	3,736,247
Honeycrisp	20,315,472	15,753,840	17,476,083	10,536,907	9,421,216	10,460,186	9,778,565	6,332,624	7,015,897
Idared	2,204,310	2,272,863	1,910,837	152,414	37,276	102,363	2,051,896	2,235,588	1,808,474
Jonathan	133,695	197,297	205,724	32,617	61,969	68,872	101,079	135,328	136,852
McIntosh	1,317,295	1,759,687	1,763,680	744,288	873,623	1,016,415	573,007	886,064	747,266
Mutsu/Crispin	416,195	475,157	371,366	16,272	21,205	39,899	399,923	453,951	331,467
Newtown Pippin	84,809	98,888	106,475	28,831	33,705	38,629	55,977	65,183	67,847
Pink Lady/Cripps Pink	10,789,935	12,023,865	8,664,441	8,811,728	9,681,749	6,953,750	1,978,207	2,342,116	1,710,691
Red Delicious	16,221,276	19,346,884	19,590,004	13,192,778	16,046,687	16,035,686	3,028,498	3,300,197	3,554,319
Rome	2,296,507	2,575,993	2,720,409	41,272	118,116	164,835	2,255,235	2,457,877	2,555,574
Rome Sport	22,289	23,675	50,822	18,938	14,677	24,461	3,351	8,998	26,361
Spartan	191,577	237,947	160,889	102,873	153,387	138,022	88,703	84,560	22,868
Stayman	28,899	38,997	89,193	9,187	13,936	12,548	19,713	25,061	76,646
York	971,845	1,241,582	1,664,869	41,134	48,088	44,494	930,710	1,193,494	1,620,375
Other Varieties	9,890,635	10,469,910	10,427,224	6,147,067	6,650,111	6,914,018	3,743,568	3,819,798	3,513,206



Table 6: U.S. Apple Holdings: Total Detail (42-lb Bushels)

Other States include Delaware, Maine, Utah, Wisconsin and any other suppressed (S) state data.

JANUARY 2026	STORAGE TYPE	US	CA	CT	ID	IN	MD	MA	MI	NC	NH	NY	OH	OR	PA	VA	WA	WV	OTHER STATES
Ambrosia	Total	2,399,865	0	0	0	0	1,998	400	0	0	0	39,463	1,200	0	32,284	0	2,320,000	0	4,521
	CA	1,458,490	0	0	0	0	1,032	0	0	0	0	35,643	0	0	29,815	0	1,392,000	0	0
Cortland	Total	389,318	0	6,569	0	0	0	2,538	0	0	3,133	359,147	414	0	2,640	11,151	0	2,683	1,042
	CA	250,603	0	4,360	0	0	0	0	0	0	1,168	229,724	80	0	537	11,151	0	2,683	900
Cosmic Crisp ®	Total	16,243,810	0	0	0	0	0	0	0	0	0	0	0	0	0	0	16,243,810	0	0
	CA	10,584,735	0	0	0	0	0	0	0	0	0	0	0	0	0	0	10,584,735	0	0
Empire	Total	1,286,101	8,318	10,736	0	0	0	458	239,000	9,727	1,070	1,001,456	1,494	0	5,635	3,238	0	4,025	943
	CA	766,962	8,318	9,700	0	0	0	0	180,000	9,727	109	553,096	241	0	2,534	3,238	0	0	0
Envy ®	Total	3,931,667	0	0	0	0	0	0	0	0	0	5,000	0	0	0	0	3,926,667	0	0
	CA	1,921,532	0	0	0	0	0	0	0	0	0	0	0	0	0	0	1,921,532	0	0
Fuji	Total	12,164,113	4,696	2,132	35,970	0	55,004	9,280	567,000	4,360	502	680,664	15,535	121,102	323,339	28,906	10,303,810	5,366	6,446
	CA	9,286,261	4,696	1,680	0	0	42,626	0	488,000	4,360	407	551,369	268	102,654	219,181	20,347	7,841,545	2,683	6,446
Gala	Total	19,115,735	40,000	9,943	11,920	13,416	2,602	3,640	1,073,000	18,112	262	1,339,879	22,583	9,511	491,792	26,662	16,045,714	3,354	3,344
	CA	17,257,773	0	8,640	11,920	11,404	0	0	1,020,000	18,112	0	1,181,814	9,977	3,142	449,718	20,522	14,518,670	3,354	500
Golden Delicious	Total	7,572,210	86,534	2,945	10,000	0	44,930	369	609,000	96,454	624	944,626	26,449	0	846,499	239,403	4,646,667	17,441	269
	CA	5,603,626	86,534	1,760	10,000	0	4,620	0	472,000	30,693	0	481,392	11,094	0	712,241	196,444	3,579,407	17,441	0
Granny Smith	Total	19,022,557	15,000	1,126	0	1,342	5,850	0	0	5,600	0	127,117	12,235	230,084	122,526	26,093	18,474,286	0	1,298
	CA	15,451,628	0	1,100	0	0	5,740	0	0	0	0	111,420	963	203,957	110,070	10,375	15,006,704	0	1,298
Honeycrisp	Total	20,315,472	0	0	0	0	3,337	1,360	874,000	0	653	585,296	5,736	45,697	63,648	1,162	18,714,286	0	20,297
	CA	16,589,860	0	0	0	0	0	1,342	764,000	0	0	497,886	2,500	33,266	47,387	0	15,241,279	0	2,200
Idared	Total	2,204,310	0	2,221	0	0	9,064	0	512,000	0	0	1,657,543	3,001	0	3,081	17,400	0	0	0
	CA	1,392,242	0	1,840	0	0	0	0	328,000	0	0	1,044,776	281	0	0	17,345	0	0	0
Jonathan	Total	133,695	0	0	0	0	0	3,354	98,000	0	0	23,436	3,100	0	5,725	80	0	0	0
	CA	107,492	0	0	0	0	0	3,354	75,000	0	0	23,436	0	0	5,702	0	0	0	0
McIntosh	Total	1,317,295	0	10,823	0	0	68	17,459	276,000	1,342	5,911	978,064	5,126	0	3,493	2,108	0	0	16,900
	CA	932,931	0	6,060	0	0	0	0	260,000	1,342	1,545	656,974	1,564	0	883	2,064	0	0	2,500
Mutsu/ Crispin	Total	416,195	0	248	0	0	3,384	51	0	0	1,963	405,701	364	0	1,200	3,284	0	0	0
	CA	140,019	0	240	0	0	3,350	0	0	0	0	133,371	120	0	0	2,938	0	0	0
Newtown Pippin	Total	84,809	65,739	0	0	0	0	0	0	13,416	0	220	0	0	1,073	4,360	0	0	0
	CA	42,328	23,478	0	0	0	0	0	0	13,416	0	0	0	0	1,073	4,360	0	0	0
Pink Lady/ Cripps Pink	Total	10,789,935	0	3,052	30,660	0	15,940	1,357	52,000	19,453	122	173,516	7,850	95,101	152,638	72,780	10,128,571	36,894	0
	CA	5,856,599	0	1,720	0	0	13,542	1,342	38,000	19,453	0	145,089	0	86,431	138,082	71,566	5,304,480	36,894	0
Red Delicious	Total	16,221,276	0	1,438	76,900	10,733	51,483	2,389	643,000	18,782	382	704,848	37,154	79,865	368,892	144,024	14,033,333	47,963	90
	CA	14,224,851	0	240	76,900	0	28,617	0	590,000	14,582	0	530,631	15,619	79,004	337,369	42,580	12,461,346	47,963	0
Rome	Total	2,296,507	0	0	0	6,037	33,878	13	295,000	196,678	0	1,337,608	2,000	0	264,184	161,109	0	0	0
	CA	1,315,710	0	0	0	0	33,878	0	216,000	42,122	0	685,037	0	0	203,557	135,116	0	0	0
Rome Sport	Total	22,289	0	0	0	0	0	0	0	0	0	15,584	0	0	3,351	0	0	3,354	0
	CA	18,938	0	0	0	0	0	0	0	0	0	15,584	0	0	0	0	0	3,354	0
Spartan	Total	191,577	0	0	0	0	0	0	0	10,062	0	178,922	0	0	939	1,653	0	0	0
	CA	151,553	0	0	0	0	0	0	0	10,062	0	138,899	0	0	939	1,653	0	0	0
Stayman	Total	28,899	0	201	0	1,342	577	0	0	0	0	1,342	0	0	3,040	19,044	0	3,354	0
	CA	17,185	0	0	0	0	0	0	0	0	0	0	0	0	537	16,649	0	0	0
York	Total	971,845	0	0	0	0	19,502	0	0	8,050	0	54,913	0	0	711,800	176,909	0	671	0
	CA	806,367	0	0	0	0	19,292	0	0	8,050	0	53,253	0	0	563,783	161,989	0	0	0
Others	Total	9,890,635	0	15,634	0	0	83,000	7,368	1,452,000	3,315	3,439	1,535,112	8,011	1,338	306,491	64,451	6,410,476	0	0
	CA	7,548,454	0	11,600	0	0	70,998	0	1,069,000	1,302	0	1,013,942	3,147	0	165,409	48,317	5,164,738	0	0
Total Varieties	Total	147,010,113	220,287	67,071	165,450	32,870	330,617	50,034	6,690,000	405,350	18,062	12,149,459	152,253	582,697	3,714,269	1,003,818	121,247,619	125,105	55,151
	CA	111,726,139	123,026	48,940	98,820	11,404	223,695	6,037	5,500,000	173,221	3,228	8,083,335	45,854	508,454	2,988,816	766,655	93,016,437	114,373	13,844



Table 7: U.S. Apple Holdings: Fresh Detail (42-lb Bushels)

Other States include Delaware, Maine, Utah, Wisconsin and any other suppressed (S) state data.

JANUARY 2026	STORAGE TYPE	US	CA	CT	ID	IN	MD	MA	MI	NC	NH	NY	OH	OR	PA	VA	WA	WV	OTHER STATES
Ambrosia	Total	1,180,571	0	0	0	0	0	400	0	0	0	3,119	1,200	0	32,284	0	1,139,048	0	4,521
	CA	713,584	0	0	0	0	0	0	0	0	0	340	0	0	29,815	0	683,429	0	0
Cortland	Total	109,172	0	6,569	0	0	0	2,538	0	0	3,133	90,152	414	0	2,640	0	0	2,683	1,042
	CA	62,342	0	4,360	0	0	0	0	0	0	1,168	52,614	80	0	537	0	0	2,683	900
Cosmic Crisp ®	Total	12,517,143	0	0	0	0	0	0	0	0	0	0	0	0	0	0	12,517,143	0	0
	CA	7,714,774	0	0	0	0	0	0	0	0	0	0	0	0	0	0	7,714,774	0	0
Empire	Total	621,084	939	10,732	0	0	0	458	38,000	7,379	1,070	548,730	1,494	0	5,210	2,103	0	4,025	943
	CA	512,572	939	9,700	0	0	0	0	37,000	7,379	109	452,567	241	0	2,534	2,103	0	0	0
Envy ®	Total	2,972,619	0	0	0	0	0	0	0	0	0	5,000	0	0	0	0	2,967,619	0	0
	CA	1,422,435	0	0	0	0	0	0	0	0	0	0	0	0	0	0	1,422,435	0	0
Fuji	Total	9,447,760	0	2,132	31,990	0	32,894	9,280	410,000	3,354	502	618,899	15,535	84,580	233,921	23,555	7,970,476	5,366	5,274
	CA	7,242,993	0	1,680	0	0	20,516	0	382,000	3,354	407	532,538	268	74,658	219,181	16,652	5,983,781	2,683	5,274
Gala	Total	14,995,624	25,000	9,939	11,920	0	2,000	3,640	810,000	16,770	262	1,269,403	22,583	2,847	485,616	22,776	12,309,524	0	3,344
	CA	13,618,618	0	8,640	11,920	0	0	0	773,000	16,770	0	1,171,099	9,977	1,999	444,620	16,685	11,163,408	0	500
Golden Delicious	Total	3,938,980	60,373	2,945	10,000	0	10,620	369	120,000	3,142	624	59,746	26,449	0	298,191	47,859	3,280,952	17,441	269
	CA	3,043,013	60,373	1,760	10,000	0	4,620	0	104,000	1,342	0	51,292	11,094	0	270,103	22,337	2,488,654	17,441	0
Granny Smith	Total	14,623,438	10,000	1,126	0	1,342	0	0	0	5,600	0	57,376	12,235	138,871	111,788	22,134	14,261,905	0	1,062
	CA	12,043,000	0	1,100	0	0	0	0	0	0	0	56,019	963	129,791	109,735	8,569	11,735,762	0	1,062
Honeycrisp	Total	10,536,907	0	0	0	0	3,337	1,360	771,000	0	653	503,434	5,736	13,531	62,111	1,162	9,154,286	0	20,297
	CA	8,435,138	0	0	0	0	0	1,342	716,000	0	0	464,053	2,500	12,097	47,387	0	7,189,559	0	2,200
Idared	Total	152,414	0	201	0	0	0	0	13,000	0	0	134,429	3,001	0	1,728	55	0	0	0
	CA	142,593	0	0	0	0	0	0	10,000	0	0	132,312	281	0	0	0	0	0	0
Jonathan	Total	32,617	0	0	0	0	0	3,354	2,000	0	0	18,380	3,100	0	5,702	80	0	0	0
	CA	28,436	0	0	0	0	0	3,354	1,000	0	0	18,380	0	0	5,702	0	0	0	0
McIntosh	Total	744,288	0	10,823	0	0	0	17,459	82,000	1,006	5,911	603,774	5,126	0	3,243	44	0	0	14,900
	CA	457,453	0	6,060	0	0	0	0	72,000	1,006	1,545	373,896	1,564	0	883	0	0	0	500
Mutsu/ Crispin	Total	16,272	0	248	0	0	0	51	0	0	1,963	13,301	364	0	0	345	0	0	0
	CA	11,731	0	240	0	0	0	0	0	0	0	11,371	120	0	0	0	0	0	0
Newtown Pippin	Total	28,831	13,416	0	0	0	0	0	0	10,733	0	0	0	0	1,073	3,609	0	0	0
	CA	28,831	13,416	0	0	0	0	0	0	10,733	0	0	0	0	1,073	3,609	0	0	0
Pink Lady/ Cripps Pink	Total	8,811,728	0	3,052	30,660	0	15,820	1,357	40,000	13,416	122	162,962	7,850	70,270	106,381	62,695	8,297,143	0	0
	CA	4,618,828	0	1,720	0	0	13,422	1,342	38,000	13,416	0	138,695	0	62,859	99,004	61,481	4,188,889	0	0
Red Delicious	Total	13,192,778	0	1,438	76,900	10,733	51,443	2,389	523,000	9,566	382	566,488	35,535	61,563	305,506	86,543	11,420,952	40,248	90
	CA	11,679,300	0	240	76,900	0	28,577	0	491,000	5,366	0	470,791	14,000	61,049	282,219	12,972	10,195,938	40,248	0
Rome	Total	41,272	0	0	0	6,037	0	13	4,000	0	0	27,709	2,000	0	671	843	0	0	0
	CA	14,689	0	0	0	0	0	0	4,000	0	0	10,018	0	0	671	0	0	0	0
Rome Sport	Total	18,938	0	0	0	0	0	0	0	0	0	15,584	0	0	0	0	0	3,354	0
	CA	18,938	0	0	0	0	0	0	0	0	0	15,584	0	0	0	0	0	3,354	0
Spartan	Total	102,873	0	0	0	0	0	0	0	6,708	0	94,022	0	0	939	1,203	0	0	0
	CA	102,269	0	0	0	0	0	0	0	6,708	0	93,419	0	0	939	1,203	0	0	0
Stayman	Total	9,187	0	201	0	1,342	0	0	0	0	0	1,342	0	0	1,721	1,227	0	3,354	0
	CA	1,049	0	0	0	0	0	0	0	0	0	0	0	0	537	512	0	0	0
York	Total	41,134	0	0	0	0	0	0	0	8,050	0	29,516	0	0	2,683	215	0	671	0
	CA	40,361	0	0	0	0	0	0	0	8,050	0	29,516	0	0	2,683	113	0	0	0
Others	Total	6,147,067	0	15,573	0	0	41,074	7,368	451,000	2,012	3,439	839,562	8,011	989	197,247	5,554	4,575,238	0	0
	CA	4,893,626	0	11,600	0	0	40,574	0	362,000	0	0	729,711	3,147	0	116,725	0	3,629,868	0	0
Total Varieties	Total	100,282,697	109,728	64,982	161,470	19,453	157,188	50,034	3,264,000	87,737	18,062	5,662,929	150,634	372,651	1,858,654	282,004	87,894,286	77,143	51,743
	CA	76,846,573	74,728	47,100	98,820	0	107,709	6,037	2,990,000	74,124	3,228	4,804,213	44,235	342,452	1,634,346	146,237	66,396,496	66,410	10,436



Table 8: U.S. Apple Holdings: Processing Detail (42-lb Bushels)

Other States include Delaware, Maine, Utah, Wisconsin and any other suppressed (S) state data.

JANUARY 2026	STORAGE TYPE	US	CA	CT	ID	IN	MD	MA	MI	NC	NH	NY	OH	OR	PA	VA	WA	WV	OTHER STATES
Ambrosia	Total	1,219,294	0	0	0	0	1,998	0	0	0	0	36,343	0	0	0	0	1,180,952	0	(0)
	CA	744,907	0	0	0	0	1,032	0	0	0	0	35,303	0	0	0	0	708,571	0	0
Cortland	Total	280,146	0	0	0	0	0	0	0	0	0	268,994	0	0	0	11,151	0	0	0
	CA	188,262	0	0	0	0	0	0	0	0	0	177,110	0	0	0	11,151	0	0	(0)
Cosmic Crisp ®	Total	3,726,667	0	0	0	0	0	0	0	0	0	0	0	0	0	0	3,726,667	0	0
	CA	2,869,962	0	0	0	0	0	0	0	0	0	0	0	0	0	0	2,869,962	0	0
Empire	Total	665,017	7,379	4	0	0	0	0	201,000	2,348	0	452,726	0	0	425	1,135	0	0	0
	CA	254,390	7,379	0	0	0	0	0	143,000	2,348	0	100,529	0	0	0	1,135	0	0	0
Envy ®	Total	959,048	0	0	0	0	0	0	0	0	0	0	0	0	0	0	959,048	0	0
	CA	499,096	0	0	0	0	0	0	0	0	0	0	0	0	0	0	499,096	0	0
Fuji	Total	2,716,353	4,696	0	3,980	0	22,110	0	157,000	1,006	0	61,765	0	36,521	89,418	5,351	2,333,333	0	1,172
	CA	2,043,269	4,696	0	0	0	22,110	0	106,000	1,006	0	18,831	0	27,997	0	3,695	1,857,763	0	1,172
Gala	Total	4,120,111	15,000	4	0	13,416	602	0	263,000	1,342	0	70,476	0	6,665	6,175	3,886	3,736,190	3,354	0
	CA	3,639,155	0	0	0	11,404	0	0	247,000	1,342	0	10,715	0	1,143	5,098	3,837	3,355,262	3,354	0
Golden Delicious	Total	3,633,231	26,161	0	0	0	34,310	0	489,000	93,312	0	884,880	0	0	548,309	191,544	1,365,714	0	0
	CA	2,560,612	26,161	0	0	0	0	0	368,000	29,351	0	430,100	0	0	442,139	174,108	1,090,754	0	0
Granny Smith	Total	4,399,119	5,000	0	0	0	5,850	0	0	0	0	69,741	0	91,213	10,738	3,959	4,212,381	0	236
	CA	3,408,627	0	0	0	0	5,740	0	0	0	0	55,401	0	74,166	335	1,806	3,270,943	0	236
Honeycrisp	Total	9,778,565	0	0	0	0	0	0	103,000	0	0	81,862	0	32,166	1,537	0	9,560,000	0	0
	CA	8,154,722	0	0	0	0	0	0	48,000	0	0	33,833	0	21,169	0	0	8,051,720	0	(0)
Idared	Total	2,051,896	0	2,020	0	0	9,064	0	499,000	0	0	1,523,114	0	0	1,353	17,345	0	0	0
	CA	1,249,649	0	1,840	0	0	0	0	318,000	0	0	912,464	0	0	0	17,345	0	0	0
Jonathan	Total	101,079	0	0	0	0	0	0	96,000	0	0	5,056	0	0	23	0	0	0	0
	CA	79,056	0	0	0	0	0	0	74,000	0	0	5,056	0	0	0	0	0	0	0
McIntosh	Total	573,007	0	0	0	0	68	0	194,000	335	0	374,290	0	0	250	2,064	0	0	2,000
	CA	475,477	0	0	0	0	0	0	188,000	335	0	283,078	0	0	0	2,064	0	0	2,000
Mutsu/ Crispin	Total	399,923	0	0	0	0	3,384	0	0	0	0	392,400	0	0	1,200	2,938	0	0	0
	CA	128,288	0	0	0	0	3,350	0	0	0	0	122,000	0	0	0	2,938	0	0	0
Newtown Pippin	Total	55,977	52,323	0	0	0	0	0	0	2,683	0	220	0	0	0	751	0	0	0
	CA	13,497	10,062	0	0	0	0	0	0	2,683	0	0	0	0	0	751	0	0	0
Pink Lady/ Cripps Pink	Total	1,978,207	0	0	0	0	120	0	12,000	6,037	0	10,555	0	24,831	46,257	10,084	1,831,429	36,894	0
	CA	1,237,772	0	0	0	0	120	0	0	6,037	0	6,395	0	23,572	39,078	10,084	1,115,591	36,894	0
Red Delicious	Total	3,028,498	0	0	0	0	40	0	120,000	9,215	0	138,360	1,619	18,302	63,386	57,481	2,612,381	7,714	0
	CA	2,545,551	0	0	0	0	40	0	99,000	9,215	0	59,840	1,619	17,956	55,150	29,608	2,265,408	7,714	0
Rome	Total	2,255,235	0	0	0	0	33,878	0	291,000	196,678	0	1,309,899	0	0	263,513	160,267	0	0	0
	CA	1,301,021	0	0	0	0	33,878	0	212,000	42,122	0	675,019	0	0	202,886	135,116	0	0	0
Rome Sport	Total	3,351	0	0	0	0	0	0	0	0	0	0	0	0	3,351	0	0	0	0
	CA	0	0	0	0	0	0	0	0	0	0	0	0	0	0	0	0	0	0
Spartan	Total	88,703	0	0	0	0	0	0	0	3,354	0	84,900	0	0	0	449	0	0	0
	CA	49,283	0	0	0	0	0	0	0	3,354	0	45,480	0	0	0	449	0	0	0
Stayman	Total	19,713	0	0	0	0	577	0	0	0	0	0	0	0	1,319	17,817	0	0	0
	CA	16,136	0	0	0	0	0	0	0	0	0	0	0	0	0	16,136	0	0	0
York	Total	930,710	0	0	0	0	19,502	0	0	0	0	25,397	0	0	709,117	176,694	0	0	0
	CA	766,005	0	0	0	0	19,292	0	0	0	0	23,737	0	0	561,100	161,876	0	0	0
Others	Total	3,743,568	0	61	0	0	41,926	0	1,001,000	1,302	0	695,550	0	349	109,244	58,897	1,835,238	0	0
	CA	2,654,828	0	0	0	0	30,424	0	707,000	1,302	0	284,230	0	0	48,684	48,317	1,534,870	0	0
Total Varieties	Total	46,727,415	110,559	2,089	3,980	13,416	173,429	0	3,426,000	317,614	0	6,486,530	1,619	210,046	1,855,614	721,814	33,353,333	47,963	3,408
	CA	34,879,566	48,298	1,840	0	11,404	115,986	0	2,510,000	99,097	0	3,279,122	1,619	166,002	1,354,469	620,418	26,619,940	47,963	3,408



Table 9: U.S. Apple Movement: State Summary (42-lb Bushels)

DECEMBER 2025	TOTAL		FRESH		PROCESSING	
	REGULAR	CONTROLLED ATMOSPHERE	REGULAR	CONTROLLED ATMOSPHERE	REGULAR	CONTROLLED ATMOSPHERE
United States	(5,692,604)	(16,485,095)	(3,433,810)	(11,259,770)	(2,258,795)	(5,225,325)
California	18,435	(119,112)	20,000	(76,609)	(1,565)	(42,503)
Connecticut	(10,727)	(7,560)	(9,637)	(7,560)	(1,090)	0
Idaho	(101,683)	(25,133)	(89,251)	(17,807)	(12,432)	(7,325)
Indiana	(3,335)	(1,772)	(3,022)	0	(313)	(1,772)
Maryland	(5,172)	(16,326)	(62,615)	21,989	57,443	(38,315)
Massachusetts	(31,217)	(938)	(31,210)	(938)	(7)	0
Michigan	(426,000)	(589,000)	(183,000)	(550,000)	(243,000)	(39,000)
North Carolina	(48,135)	(26,910)	(14,188)	(11,515)	(33,947)	(15,395)
New Hampshire	(2,304)	(502)	(2,304)	(502)	0	0
New York	(819,093)	(2,470,603)	(234,676)	(1,701,310)	(584,417)	(769,293)
Ohio	(42,647)	(2,748)	(42,647)	(2,496)	0	(252)
Oregon	(11,534)	(78,990)	(4,691)	(53,201)	(6,842)	(25,789)
Pennsylvania	(426,077)	(309,090)	(71,921)	(288,712)	(354,156)	(20,378)
Virginia	(75,333)	(111,042)	(40,893)	(17,166)	(34,440)	(93,876)
Washington	(3,691,896)	(12,676,676)	(2,651,331)	(8,513,431)	(1,040,564)	(4,163,245)
West Virginia	(1,667)	(17,768)	(1,667)	(10,317)	0	(7,451)
Other States	(14,219)	(30,926)	(10,755)	(30,194)	(3,464)	(732)

Notes: Data reported in 42-pound bushels.
Other States include Delaware, Maine, Utah, Wisconsin and any other suppressed (S) state data.

Table 10: U.S. Apple Movement: Variety Summary (42-lb Bushels)

DECEMBER 2025	TOTAL		FRESH		PROCESSING	
	REGULAR	CONTROLLED ATMOSPHERE	REGULAR	CONTROLLED ATMOSPHERE	REGULAR	CONTROLLED ATMOSPHERE
Total Varieties	(5,692,604)	(16,485,095)	(3,433,810)	(11,259,770)	(2,258,795)	(5,225,325)
Ambrosia	(134,385)	(224,682)	(70,484)	(114,481)	(63,901)	(110,201)
Cortland	(124,563)	(53,524)	(8,183)	(25,605)	(116,380)	(27,919)
Cosmic Crisp ®	(479,762)	(770,714)	(479,762)	(770,714)	0	0
Empire	(54,409)	(106,521)	(44,619)	(56,568)	(9,790)	(49,952)
Envy ®	(477,479)	(466,474)	(297,061)	(270,701)	(180,418)	(195,773)
Fuji	(586,061)	(1,372,839)	(418,605)	(1,144,642)	(167,456)	(228,197)
Gala	(378,724)	(3,015,530)	(249,366)	(2,281,976)	(129,358)	(733,554)
Golden Delicious	(204,773)	(401,633)	(105,019)	(27,622)	(99,754)	(374,011)
Granny Smith	(472,791)	(1,752,153)	(286,769)	(1,147,972)	(186,022)	(604,181)
Honeycrisp	(650,658)	(2,391,506)	(419,053)	(1,418,187)	(231,605)	(973,319)
Idared	47,707	(32,689)	(12,600)	107,495	60,307	(140,184)
Jonathan	(30,782)	(7,048)	87	(7,262)	(30,869)	215
McIntosh	(265,651)	(3,096)	(55,628)	(31,394)	(210,023)	28,298
Mutsu/Crispin	10,551	(86,668)	(2,685)	(10,258)	13,236	(76,410)
Newtown Pippin	(6,345)	(6,576)	0	(4,479)	(6,345)	(2,097)
Pink Lady/Cripps Pink	(471,565)	(509,891)	(395,060)	(389,985)	(76,505)	(119,905)
Red Delicious	(389,267)	(1,848,774)	(286,257)	(1,304,377)	(103,009)	(544,396)
Rome	(55,204)	(104,484)	(4,551)	(2,276)	(50,653)	(102,208)
Rome Sport	(726)	(9,164)	(680)	(344)	(46)	(8,820)
Spartan	5,236	(53,165)	(97)	(13,345)	5,333	(39,820)
Stayman	(15,279)	(2,670)	(4,320)	(163)	(10,958)	(2,507)
York	(64,251)	(34,508)	(344)	(6,270)	(63,907)	(28,238)
Other Varieties	(893,423)	(3,230,791)	(292,754)	(2,338,645)	(600,670)	(892,146)

Note: Data reported in 42-pound bushels.



Table 11:
U.S. Apple Movement:
State History
(42-lb Bushels)

DECEMBER 2025	TOTAL			FRESH			PROCESSING		
	2025/26	2024/25	5-YR AVERAGE	2025/26	2024/25	5-YR AVERAGE	2025/26	2024/25	5-YR AVERAGE
United States	(22,177,700)	(16,244,643)	(15,844,013)	(14,693,580)	(13,600,307)	(11,960,836)	(7,484,120)	(2,644,336)	(3,883,178)
California	(100,678)	(88,388)	(52,151)	(56,609)	(54,218)	(32,214)	(44,069)	(34,171)	(19,937)
Connecticut	(18,287)	(15,659)	(12,964)	(17,197)	(15,308)	(12,277)	(1,090)	(351)	(687)
Idaho	(126,815)	(38,238)	(51,925)	(107,058)	(34,341)	(48,091)	(19,757)	(3,897)	(3,834)
Indiana	(5,106)	(4,054)	(5,277)	(3,022)	(2,400)	(3,343)	(2,084)	(1,655)	(1,934)
Maryland	(21,498)	(1,277,709)	(307,487)	(40,626)	(1,277,293)	(308,280)	19,128	(416)	793
Massachusetts	(32,155)	(9,233)	(13,092)	(32,148)	(8,962)	(12,459)	(7)	(271)	(634)
Michigan	(1,015,000)	(972,567)	(1,440,513)	(733,000)	(535,723)	(935,545)	(282,000)	(436,844)	(504,969)
North Carolina	(75,045)	(90,766)	(72,820)	(25,703)	17,238	(15,056)	(49,342)	(108,004)	(57,765)
New Hampshire	(2,806)	(2,228)	(11,065)	(2,806)	(2,228)	(11,069)	0	0	4
New York	(3,289,696)	79,742	(954,344)	(1,935,987)	(946,271)	(520,614)	(1,353,710)	1,026,013	(433,730)
Ohio	(45,395)	(40,073)	(24,357)	(45,143)	(39,873)	(26,509)	(252)	(200)	2,152
Oregon	(90,524)	(32,830)	54,134	(57,892)	(27,566)	71,218	(32,631)	(5,264)	(17,083)
Pennsylvania	(735,168)	(716,254)	(452,103)	(360,634)	(207,235)	(248,765)	(374,534)	(509,018)	(203,338)
Virginia	(186,375)	(180,305)	(194,401)	(58,059)	(65,038)	(50,273)	(128,316)	(115,267)	(144,128)
Washington	(16,368,571)	(12,772,381)	(12,220,324)	(11,164,762)	(10,335,238)	(9,753,024)	(5,203,810)	(2,437,143)	(2,467,300)
West Virginia	(19,435)	(15,432)	(33,973)	(11,984)	(9,516)	(9,255)	(7,451)	(5,916)	(24,718)
Other States	(45,145)	(68,268)	(51,349)	(40,949)	(56,336)	(45,279)	(4,196)	(11,932)	(6,070)

Notes: Data reported in 42-pound bushels.
Other States include Delaware, Maine, Utah, Wisconsin and any other suppressed (S) state data.

Table 12:
U.S. Apple Movement:
Variety History
(42-lb Bushels)

DECEMBER 2025	TOTAL			FRESH			PROCESSING		
	2025/26	2024/25	5-YR AVERAGE	2025/26	2024/25	5-YR AVERAGE	2025/26	2024/25	5-YR AVERAGE
Total Varieties	(22,177,700)	(16,244,643)	(15,844,013)	(14,693,580)	(13,600,307)	(11,960,836)	(7,484,120)	(2,644,336)	(3,883,178)
Ambrosia	(359,067)	(369,859)	(211,904)	(184,965)	(375,164)	(193,485)	(174,102)	5,305	(18,420)
Cortland	(178,087)	(32,160)	(83,663)	(33,788)	(42,603)	(36,127)	(144,299)	20,443	(47,536)
Cosmic Crisp®	(1,250,476)	(1,125,714)	(578,548)	(1,250,476)	(958,095)	(423,310)	0	(167,619)	(155,238)
Empire	(160,929)	(93,842)	(130,000)	(101,187)	(103,624)	(109,463)	(59,742)	9,782	(20,537)
Envy®	(943,952)	(645,714)	(211,810)	(567,762)	(534,286)	(187,238)	(376,190)	(111,429)	(24,571)
Fuji	(1,958,900)	(1,692,430)	(1,858,754)	(1,563,247)	(1,480,237)	(1,586,449)	(395,653)	(212,193)	(272,305)
Gala	(3,394,254)	(2,922,401)	(2,926,439)	(2,531,342)	(2,220,778)	(2,533,753)	(862,912)	(701,622)	(392,685)
Golden Delicious	(606,406)	(420,982)	(774,262)	(132,641)	(417,436)	(447,811)	(473,765)	(3,546)	(326,451)
Granny Smith	(2,224,944)	(1,443,904)	(1,499,501)	(1,434,741)	(1,394,096)	(1,284,490)	(790,203)	(49,808)	(215,011)
Honeycrisp	(3,042,164)	(2,344,674)	(2,553,587)	(1,837,239)	(1,480,924)	(1,598,656)	(1,204,924)	(863,751)	(954,931)
Idared	15,018	368,766	(213,875)	94,895	(4,297)	(15,466)	(79,877)	373,063	(198,409)
Jonathan	(37,829)	(21,875)	(44,267)	(7,175)	(6,669)	(15,291)	(30,654)	(14,206)	(28,976)
McIntosh	(268,746)	(193,971)	(148,994)	(87,022)	(158,580)	(85,518)	(181,724)	(35,391)	(63,476)
Mutsu/Crispin	(76,117)	107,789	(31,661)	(12,943)	(7,028)	(7,930)	(63,174)	114,817	(23,731)
Newtown Pippin	(12,921)	(10,434)	(14,947)	(4,479)	(3,556)	(6,523)	(8,442)	(6,878)	(8,424)
Pink Lady/Cripps Pink	(981,456)	(674,393)	(651,606)	(785,045)	(707,877)	(589,121)	(196,410)	33,484	(62,485)
Red Delicious	(2,238,040)	(3,174,817)	(2,144,890)	(1,590,634)	(2,883,604)	(1,862,024)	(647,406)	(291,213)	(282,866)
Rome	(159,688)	167,827	22,169	(6,826)	(7,462)	(7,631)	(152,862)	175,289	29,799
Rome Sport	(9,890)	(7,326)	(5,757)	(1,024)	1,222	(2,732)	(8,866)	(8,548)	(3,025)
Spartan	(47,929)	39,352	8,437	(13,442)	(3,943)	244	(34,487)	43,295	8,193
Stayman	(17,948)	(48,219)	(14,840)	(4,483)	(25,996)	(7,668)	(13,465)	(22,223)	(7,172)
York	(98,759)	(272,022)	(152,041)	(6,614)	(5,114)	(5,399)	(92,145)	(266,908)	(146,642)
Other Varieties	(4,124,214)	(1,433,638)	(1,594,285)	(2,631,398)	(769,160)	(930,613)	(1,492,816)	(664,478)	(663,672)

Note: Data reported in 42-pound bushels.



Table 13: U.S. Apple Performance: Variety Detail

JANUARY 2026	FRESH						PROCESSING					
	REMAINING HOLDINGS			MOVEMENT RATE			REMAINING HOLDINGS			MOVEMENT RATE		
	DECEMBER 2025	2025/26	2024/25	5-YR AVERAGE	2025/26	2024/25	5-YR AVERAGE	2025/26	2024/25	5-YR AVERAGE	2025/26	2024/25
Total Varieties	75%	83%	80%	13%	11%	11%	90%	95%	90%	14%	6%	9%
Ambrosia	77%	79%	80%	14%	14%	10%	97%	95%	93%	12%	-1%	5%
Cortland	59%	58%	66%	24%	26%	17%	58%	99%	80%	34%	-6%	14%
Cosmic Crisp ®	86%	98%	94%	9%	8%	7%	101%	87%	88%	0%	6%	10%
Empire	76%	77%	79%	14%	13%	11%	77%	93%	82%	8%	-2%	4%
Envy ®	67%	75%	71%	16%	14%	14%	61%	1051%	555%	28%	12%	10%
Fuji	71%	79%	80%	14%	12%	12%	103%	119%	93%	13%	7%	8%
Gala	73%	76%	76%	14%	11%	13%	83%	100%	86%	17%	14%	9%
Golden Delicious	73%	71%	76%	3%	9%	10%	87%	92%	86%	12%	0%	7%
Granny Smith	78%	83%	79%	9%	10%	10%	95%	95%	93%	15%	1%	5%
Honeycrisp	66%	70%	74%	15%	14%	13%	91%	84%	82%	11%	12%	12%
Idared	236%	89%	91%	-165%	10%	13%	87%	113%	101%	4%	-20%	10%
Jonathan	61%	75%	69%	18%	11%	18%	61%	63%	65%	23%	10%	17%
McIntosh	74%	75%	83%	10%	15%	8%	59%	94%	86%	24%	4%	8%
Mutsu/Crispin	36%	71%	76%	44%	25%	17%	78%	124%	95%	14%	-34%	7%
Newtown Pippin	75%	86%	80%	13%	10%	14%	75%	86%	85%	13%	10%	11%
Pink Lady/Cripps Pink	90%	124%	101%	8%	7%	8%	176%	120%	112%	9%	-1%	4%
Red Delicious	75%	83%	83%	11%	15%	10%	106%	87%	93%	18%	8%	7%
Rome	72%	69%	91%	14%	6%	4%	83%	106%	103%	6%	-8%	-1%
Rome Sport	65%	96%	86%	5%	-9%	10%	58%	70%	72%	73%	49%	10%
Spartan	79%	92%	107%	12%	3%	0%	99%	115%	123%	28%	-105%	-56%
Stayman	58%	65%	60%	33%	65%	38%	43%	36%	84%	41%	47%	9%
York	75%	86%	82%	14%	10%	11%	83%	77%	108%	9%	18%	8%
Other Varieties	71%	85%	78%	30%	10%	12%	79%	75%	78%	29%	15%	16%

Note: Remaining Holdings is a cumulative metric while Movement Rate is a monthly snapshot. The first will tell you if you are ahead or behind total disposition compared to the same time last year. The second will tell you if the last month's disposition was faster or slower than the disposition in the same month the previous year.



Figure 1: U.S. Fresh Apple Exports

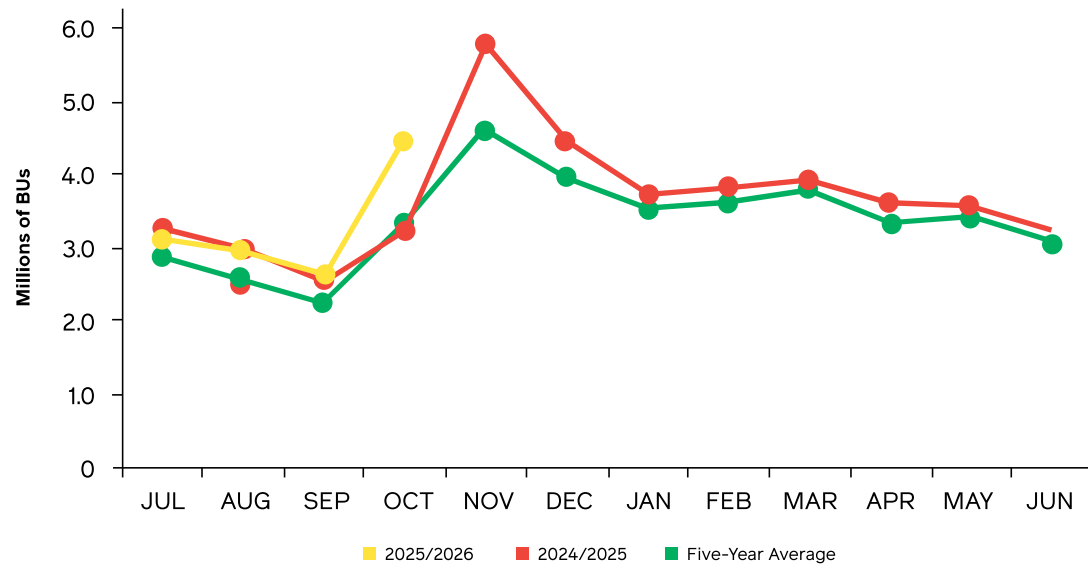


Figure 2: U.S. Fresh Apple Imports

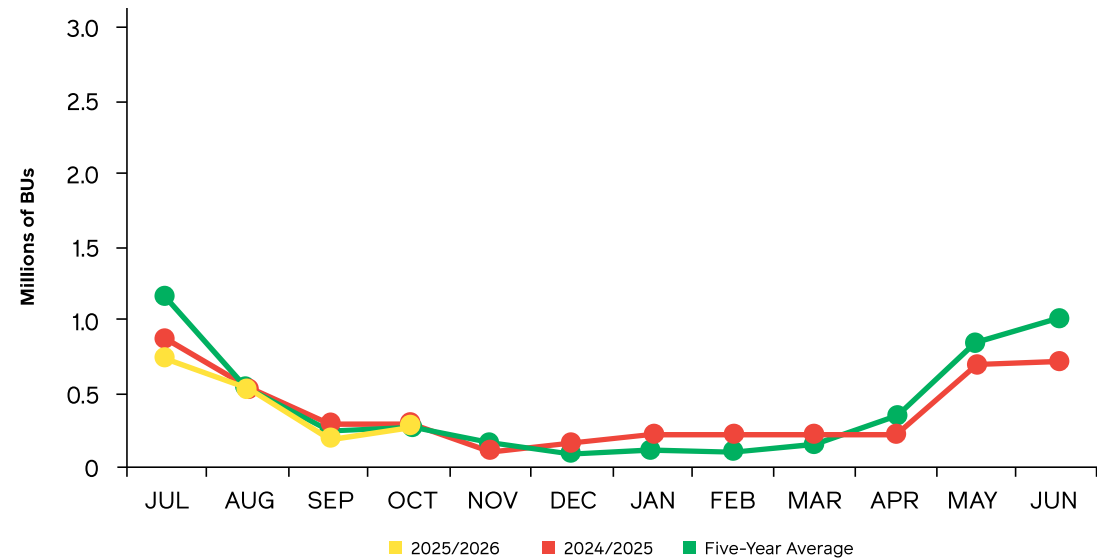
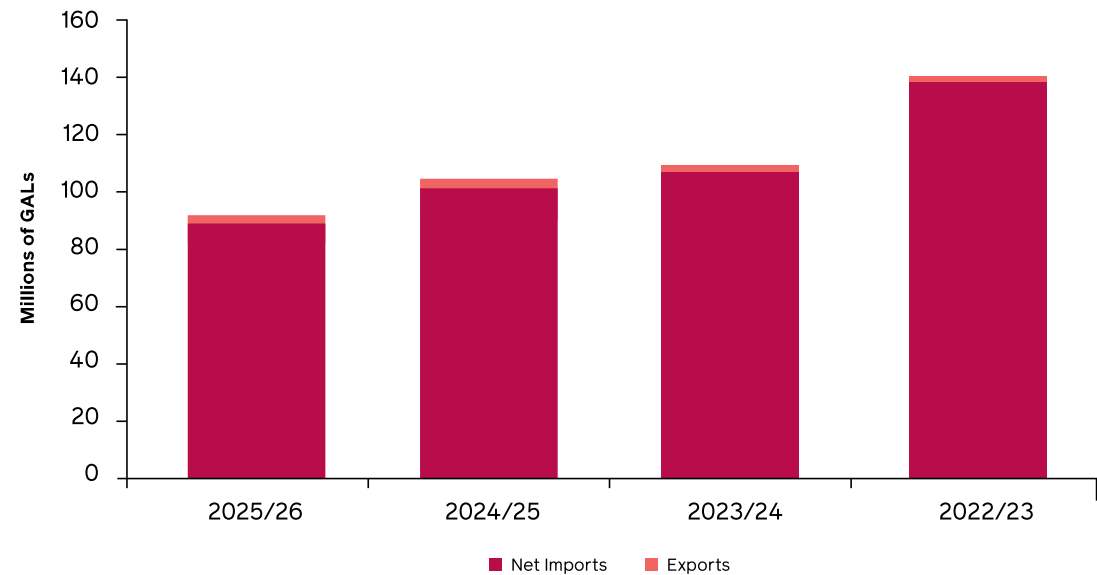


Figure 3: U.S. Fresh Apple Net Trade: Crop YTD



Figure 4: U.S. Apple Juice Concentrate Net Trade: Crop YTD



Sources: USDA, Foreign Agricultural Service, USApple
 Notes: Crop year data reported from July to June - data lags by two months.
 Five-year average does not include current crop year.



Table 14: European Apple Holdings: Country Summary

DECEMBER 2025	2025/26	2024/25	5-YR AVERAGE	MOVEMENT (PRIOR MO.)
Total Europe	249,600,721	223,672,375	236,518,031	N/A
Austria	5,850,598	3,167,851	4,887,781	N/A
Belgium	6,787,172	5,056,239	6,359,832	N/A
Czech Republic	2,647,381	914,182	2,461,164	N/A
Denmark	537,507	647,686	523,702	N/A
France	38,476,288	37,413,871	35,789,570	N/A
Germany	20,774,029	13,814,201	17,367,755	N/A
Italy	80,157,779	78,738,818	72,731,934	N/A
Poland	63,251,598	56,007,846	73,560,821	N/A
Spain	11,780,072	11,802,627	11,095,776	N/A
Switzerland	3,688,907	3,771,842	3,335,590	N/A
The Netherlands	8,697,698	6,338,912	7,204,446	N/A
United Kingdom	6,951,692	5,998,299	2,999,149	N/A

Source: The World Apple and Pear Association
 Note: Data reported in 42-pound bushels.

DISCLAIMER

While efforts have been made to ensure the accuracy and reliability of the information contained in this report, all information in this report is provided by the U.S. Apple Association (USApple) "as-is" with no guarantee of completeness, accuracy or timeliness and without warranty of any kind expressed or implied by USApple. Use of such information is voluntary, and reliance on it should only be undertaken after an independent review of its accuracy, completeness and applicability.

© 2026 U.S. Apple Association. Reproduction in whole or in part of the material contained herein is prohibited without prior permission from USApple.

For more information, contact the author of this report, Christopher Gerlach, Director, Industry Analytics at USApple: 7600 Leesburg Pike, Suite 400 East | Falls Church, VA 22043 | 703.442.8850 | usapple.org

Table 15: European Apple Holdings: Variety Summary

DECEMBER 2025	2025/26	2024/25	5-YR AVERAGE	MOVEMENT (PRIOR MO.)
Total Varieties	249,600,721	223,672,375	236,518,031	N/A
Annurca	1,574,729	1,574,729	1,312,274	N/A
Boskoop	1,601,766	981,563	1,157,121	N/A
Braeburn	7,166,799	6,282,610	6,179,201	N/A
Bramley	356,414	418,668	83,734	N/A
Cameo	382,869	290,222	58,044	N/A
Cortland	-	-	-	N/A
Cox Orange	194,689	106,347	31,621	N/A
Cripps Pink	17,006,071	14,534,823	12,458,611	N/A
Elstar	8,613,528	6,652,913	6,942,932	N/A
Fuji	9,214,088	8,338,366	8,430,271	N/A
Gala	26,827,430	24,794,764	26,137,506	N/A
Gloster	1,319,150	1,192,720	2,571,399	N/A
Golden Delicious	53,402,224	54,322,210	55,092,221	N/A
Granny Smith	10,812,283	10,612,207	10,003,153	N/A
Holsteiner Cox	85,403	30,497	100,636	N/A
Idared	11,427,799	8,569,905	12,570,358	N/A
Jonagold	11,004,609	8,543,676	11,808,604	N/A
Jonagored	1,930,302	1,506,089	2,204,977	N/A
Jonathan	-	-	-	N/A
Lobo	-	-	-	N/A
Morgendurf/imperat	943,525	809,923	867,780	N/A
Pinova	5,909,397	5,225,294	5,213,255	N/A
Red Delicious	9,371,262	10,662,262	11,200,954	N/A
Red Jonaprince	14,311,188	10,669,559	13,688,271	N/A
Reinette	2,125,516	2,159,330	2,085,797	N/A
Shampion	5,070,206	4,747,597	6,626,489	N/A
Stayman	-	-	-	N/A
Spartan	-	-	4,042	N/A
Other Varieties	48,949,473	40,646,102	39,688,779	N/A

Source: The World Apple and Pear Association
 Note: Data reported in 42-pound bushels.

