

# March 1 U.S. Holdings

Sponsored by



## 73 Million Fresh-Market Holdings

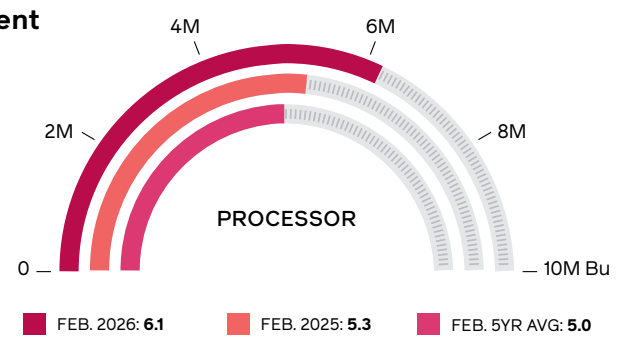
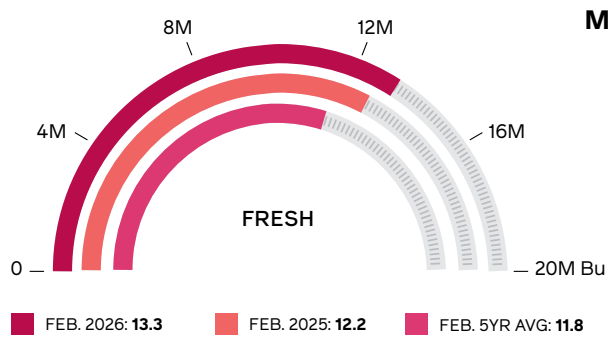
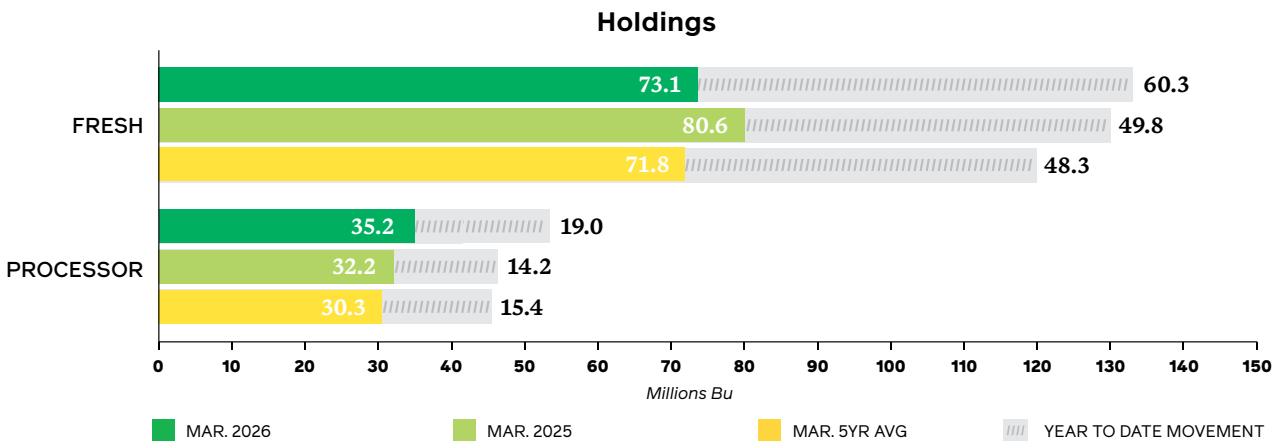
DOWN  
9% YOY

U.S. fresh apple holdings on March 1, 2026 totaled 73 million bushels, 9 percent less than the inventories reported last March and 2 percent more than the March five-year average.

## 35 Million Processing Apple Holdings

UP  
9% YOY

U.S. processing apple holdings on March 1, 2026 totaled 35 million bushels, 9 percent more than the inventories reported last March and 16 percent more than the March five-year average.





# Tables & Figures

## TABLES

Table 1:	USAppleTracker Summary.....	2
Table 2:	U.S. Apple Holdings: State Summary.....	3
Table 3:	U.S. Apple Holdings: Variety Summary.....	3
Table 4:	U.S. Apple Holdings: State History.....	4
Table 5:	U.S. Apple Holdings: Variety History.....	4
Table 6:	U.S. Apple Holdings: Total Detail.....	5
Table 7:	U.S. Apple Holdings: Fresh Detail.....	6
Table 8:	U.S. Apple Holdings: Processing Detail.....	7
Table 9:	U.S. Apple Movement: State Summary.....	8
Table 10:	U.S. Apple Movement: Variety Summary.....	8
Table 11:	U.S. Apple Movement: State History.....	9
Table 12:	U.S. Apple Movement: Variety History.....	9
Table 13:	U.S. Apple Performance: Variety Detail.....	10
Table 14:	European Apple Holdings: Country Summary.....	12
Table 15:	European Apple Holdings: Variety Summary.....	12

## FIGURES

Figure 1:	U.S. Fresh Apple Exports.....	11
Figure 2:	U.S. Fresh Apple Imports.....	11
Figure 3:	U.S. Fresh Apple Net Trade: Crop YTD.....	11
Figure 4:	U.S. Apple Juice Concentrate Net Trade: Crop YTD.....	11

**Table 1:**  
**USAppleTracker**  
**Summary**  
 (Millions of 42-lb Bushels)

MARCH 2026		2025/26	2024/25	5-YR AVERAGE
<b>Total Holdings</b>		<b>108.2</b>	<b>112.7</b>	<b>102.0</b>
By Use	Fresh	73.1	80.6	71.8
	Processing	35.2	32.2	30.3
By Storage Type	Regular	25.8	26.0	22.3
	CA	82.4	86.8	79.7
<b>Total Movement (prior month)</b>		<b>(19.3)</b>	<b>(17.4)</b>	<b>(16.7)</b>
By Use	Fresh	(13.3)	(12.2)	(11.8)
	Processing	(6.1)	(5.3)	(5.0)
By Storage Type	Regular	(4.7)	(4.6)	(4.1)
	CA	(14.6)	(12.9)	(12.6)



**Table 2: U.S. Apple Holdings: State Summary (42-lb Bushels)**

MARCH 2025	TOTAL		FRESH		PROCESSING	
	REGULAR	CONTROLLED ATMOSPHERE	REGULAR	CONTROLLED ATMOSPHERE	REGULAR	CONTROLLED ATMOSPHERE
<b>United States</b>	<b>25,807,910</b>	<b>82,409,699</b>	<b>17,188,800</b>	<b>55,866,568</b>	<b>8,619,110</b>	<b>26,543,331</b>
California	31,111	90,567	0	55,012	31,111	35,555
Connecticut	8,658	23,774	8,512	21,918	146	1,856
Idaho	48,000	0	0	0	48,000	0
Indiana	15,802	8,395	14,321	0	1,481	8,395
Maryland	88,183	197,413	37,138	28,292	51,045	169,121
Massachusetts	29,801	4,444	29,801	4,444	0	0
Michigan	699,000	3,889,000	194,000	1,855,000	505,000	2,014,000
North Carolina	170,884	127,518	10,021	54,567	160,863	72,951
New Hampshire	10,920	2,377	10,920	2,377	0	0
New York	3,036,004	6,386,279	561,178	3,371,394	2,474,826	3,014,885
Ohio	66,490	32,040	66,490	30,848	0	1,192
Oregon	65,052	422,576	34,402	306,214	50,650	117,362
Pennsylvania	330,478	21,35,412	70,616	1,155,009	239,862	980,402
Virginia	170,221	548,516	95,449	89,144	74,772	459,372
Washington	20,978,997	68,477,193	16,017,643	48,944,261	4,961,354	19,632,932
West Virginia	7,901	84,196	7,901	48,888	0	35,308
Other States	30,408	0	30,408	0	0	0

Other States include Delaware, Maine, Utah, Wisconsin and any other suppressed (S) state data.

**Table 3: U.S. Apple Holdings: Variety Summary (42-lb Bushels)**

MARCH 2025	TOTAL		FRESH		PROCESSING	
	REGULAR	CONTROLLED ATMOSPHERE	REGULAR	CONTROLLED ATMOSPHERE	REGULAR	CONTROLLED ATMOSPHERE
<b>Total Varieties</b>	<b>25,807,910</b>	<b>82,409,699</b>	<b>17,188,800</b>	<b>55,866,568</b>	<b>8,619,110</b>	<b>26,543,331</b>
Ambrosia	618,840	95,4151	303,588	455,702	315,252	498,449
Cortland	38,216	21,5115	33,414	38,589	4,803	176,525
Cosmic Crisp ®	4,372,227	8,042,999	3,782,190	6,075,905	590,037	1,967,094
Empire	336,973	47,4197	85,641	251,074	251,332	223,124
Empy ®	1,343,697	1,277,873	1,073,668	986,940	270,030	290,933
Fuji	1,890,715	6,704,420	1,454,921	5,151,563	435,794	1,552,857
Gala	1,319,716	11,846,964	965,736	9,380,460	353,979	2,466,504
Golden Delicious	1,489,592	4,382,590	639,934	2,219,776	849,658	2,132,914
Grammy Smith	2,825,988	11,939,590	1,977,816	9,136,380	848,182	2,803,211
Honeycrisp	2,719,834	11,897,933	1,543,034	6,018,249	1,176,801	5,879,683
Idared	666,699	1,199,574	5,401	24,195	661,298	1,175,380
Jonathan	2,059	86,919	1,059	21,197	1,000	65,722
McIntosh	228,387	716,332	200,226	256,562	28,171	459,770
Muscat/Osijn	232,413	137,612	3,023	10,138	229,380	127,473
Newtown Pippin	31,331	31,160	0	21,224	31,331	9,936
Pink Lady/Cripps Pink	3,827,688	4,529,659	3,213,208	3,542,764	614,460	986,895
Red Delicious	1,479,088	10,488,805	1,097,050	8,628,952	382,018	1,859,853
Rome	776,980	1,184,873	21,051	13,059	755,929	1,171,814
Rome Sport	0	15,894	0	15,894	0	0
Spartan	3,124	132,165	444	83,885	2,680	48,280
Stayman	8,061	12,651	5,700	772	2,361	11,879
York	69,826	636,820	1,121	29,712	68,704	607,107
Other Varieties	1,526,477	5,531,403	780,575	3,503,375	745,902	2,028,027



MARCH 2026	TOTAL				FRESH				PROCESSING			
	2025/26	2024/25	5-YR AVERAGE	2025/26	2024/25	5-YR AVERAGE	2025/26	2024/25	5-YR AVERAGE	2025/26	2024/25	5-YR AVERAGE
<b>United States</b>	<b>108,217,609</b>	<b>112,739,959</b>	<b>102,035,302</b>	<b>73,055,168</b>	<b>80,554,212</b>	<b>71,779,531</b>	<b>35,162,441</b>	<b>32,184,748</b>	<b>30,255,771</b>			
California	121,677	145,162	160,854	55,012	63,629	79,010	66,666	79,533	81,943			
Connecticut	32,432	26,592	29,975	30,430	24,593	25,571	2,002	1,999	4,224			
Ileaho	48,000	140,660	116,475	0	100,660	92,766	48,000	40,000	23,709			
Indiana	24,197	28,667	27,636	14,321	17,085	16,356	9,876	11,783	11,280			
Maryland	285,596	28,403	221,084	65,430	24,572	114,039	220,166	3,831	107,045			
Massachusetts	34,245	28,238	29,266	34,245	28,238	28,973	0	0	293			
Michigan	4,568,000	5,047,000	5,410,400	2,049,000	2,589,000	2,662,200	2,519,000	2,448,000	2,748,200			
North Carolina	298,402	387,078	380,279	64,588	68,866	81,183	233,814	320,212	279,096			
New Hampshire	13,297	13,157	7,024	13,297	13,157	6,676	0	0	348			
New York	9,422,283	87,799,885	7,845,323	3,932,572	3,783,599	3,846,285	5,489,712	5,016,286	3,999,038			
Ohio	98,530	53,169	915,931	39,644	51,747	37,131	1,192	1,422	2,513			
Oregon	507,628	915,931	780,291	339,616	666,552	558,577	168,012	249,379	221,714			
Pennsylvania	2,465,989	2,253,246	3,646,680	1,225,625	816,045	1,074,200	1,240,284	1,437,201	2,572,480			
Virginia	718,736	1,031,607	1,183,479	184,593	211,499	230,363	534,143	820,108	953,116			
Washington	89,456,190	93,656,190	81,984,115	64,861,905	71,950,476	62,826,451	24,594,286	21,705,714	19,157,664			
West Virginia	92,098	109,873	153,848	56,789	67,750	64,860	35,308	42,123	88,988			
Other States	30,408	73,901	38,930	30,408	66,744	34,710	(0)	7,157	4,220			

Other States include Delaware, Maine, Utah, Wisconsin and any other suppressed (S) state data

### Table 4: U.S. Apple Holdings: State History (42-lb Bushels)

### Table 5: U.S. Apple Holdings: Variety History (42-lb Bushels)

MARCH 2026	TOTAL				FRESH				PROCESSING			
	2025/26	2024/25	5-YR AVERAGE	2025/26	2024/25	5-YR AVERAGE	2025/26	2024/25	5-YR AVERAGE			
<b>Total Varieties</b>	<b>108,217,609</b>	<b>112,739,959</b>	<b>102,035,302</b>	<b>73,055,168</b>	<b>80,554,212</b>	<b>71,779,531</b>	<b>35,162,441</b>	<b>32,184,748</b>	<b>30,255,771</b>			
Ambrosia	1,572,991	2,058,657	1,610,385	739,230	1,762,003	1,307,330	813,701	296,894	302,655			
Concord	253,331	370,581	339,327	72,003	97,172	111,931	181,328	273,409	227,366			
Cosmic Crisp ®	12,415,226	11,354,286	5,671,094	9,858,095	9,108,571	4,544,047	2,557,131	2,245,714	1,127,048			
Empire	811,171	555,551	772,313	336,715	396,566	545,452	474,456	158,985	226,861			
Empire®	2,621,570	2,766,667	920,782	2,060,608	2,255,238	783,429	560,963	511,429	137,333			
Full®	8,595,135	10,155,327	10,295,627	6,606,484	7,938,795	8,080,310	1,988,651	2,216,553	2,205,317			
Gala	13,186,680	16,546,907	15,403,329	10,346,196	13,326,282	12,576,916	2,820,464	3,220,645	2,826,413			
Golden Delicious	5,842,182	6,220,352	6,300,497	2,859,710	3,100,016	2,961,757	2,982,472	3,120,356	3,318,740			
Granny Smith	14,765,588	13,013,934	11,788,643	11,114,195	10,052,473	8,990,139	3,651,393	2,961,461	2,808,504			
Honeycrisp	14,617,767	10,420,383	12,276,614	7,561,283	6,161,984	7,426,341	7,056,484	4,258,399	4,560,274			
Idared	1,866,273	1,832,273	1,538,067	29,596	84,749	83,653	1,835,677	1,747,524	1,454,414			
Jonathan	88,978	135,606	158,859	22,257	35,166	49,774	66,222	100,440	109,055			
McIntosh	944,729	1,257,069	1,267,132	456,788	634,533	687,490	487,941	622,536	579,662			
Mission	370,025	394,403	321,432	13,162	50,143	35,140	356,863	344,280	286,293			
Newtown Pippin	62,491	74,289	80,708	21,224	29,321	32,415	41,266	48,969	48,294			
Pink Lady/Cripps Pink	8,357,328	9,931,231	6,963,623	6,755,972	8,054,982	5,642,147	1,601,356	1,876,249	1,321,775			
Red Delicious	11,967,873	15,533,921	15,521,632	9,726,003	12,914,438	12,690,434	2,241,878	2,619,483	2,831,188			
Rome	1,961,853	2,095,190	2,177,664	34,110	109,998	118,891	1,927,743	1,985,192	2,058,773			
Rome Sport	15,894	34,850	40,144	15,894	34,356	22,281	0	494	17,884			
Spartan	135,289	144,664	143,238	84,329	117,003	124,806	50,960	27,661	18,432			
Stayman	20,712	23,456	36,992	6,473	7,918	7,421	14,240	15,538	49,361			
York	706,645	785,173	1,101,148	30,633	36,126	34,198	67,5612	749,047	1,066,951			
Other Varieties	7,057,879	7,033,988	7,197,826	4,283,950	4,250,398	4,842,776	2,773,929	2,783,590	2,355,049			

